



2020-21 **SAN DIEGO GULLS**

MEDIA GUIDE





TABLE OF CONTENTS

2020-21 SCHEDULE	4	ANAHEIM DUCKS HISTORY	32
CLUB DIRECTORY	5	SAN DIEGO GULLS HISTORY	35
OWNERSHIP	6	PLAYER BIOGRAPHIES	40
FRONT OFFICE BIOGRAPHIES	7	TEAM HISTORY	115
COACHES	16	CAPTAINS & COACHES	141
TRAINING STAFF	19	FINAL STATS (YEAR-BY-YEAR)	142
ANAHEIM DUCKS HOCKEY STAFF	21	RECORDS	162
GULLS IN THE COMMUNITY	24	PLAYOFFS	176
BROADCASTING INFORMATION	27	AHL TEAM LANDSCAPE	192
ARENA INFORMATION	30	OPPONENTS	193

SAN DIEGO GULLS 2020-21 MEDIA GUIDE

Chief Editor/Writer – Steve Brown

Contributing Writers/Editorial Assistance – Joe Spurrier

Photography – Andy Hayt, Jon Hayt, Robinson & Associates, Getty Images, Vince Rappleyea, Steve Sidell

Design – Dominique Chirinciuc and Prisma Graphic

Printed by – Prisma Graphic, Phoenix, Arizona

COPYRIGHT 2020 SAN DIEGO GULLS | The information contained in this publication was compiled by the San Diego Gulls and is provided as a courtesy to our fans and the media and may be used only for personal or editorial purposes. Any commercial use of this information is prohibited without the prior written consent of the San Diego Gulls Hockey Club, LLC and Anaheim Ducks Hockey Club, LLC.



2020-21 SEASON

SCHEDULE

FEBRUARY

SUN	MON	TUE	WED	THU	FRI	SAT
	1	2	3	4	5 7:00P Penguins	6 5:00P Penguins
7	8	9	10 7:00P REIGN	11	12	13 7:00P Eagles
14 4:00P Eagles	15	16	17 7:00P Penguins	18	19 6:00P Penguins	20 7:30P Eagles
21	22	23	24 7:00P Penguins	25	26 6:00P Penguins	27 2:00P Penguins
28						

MARCH

SUN	MON	TUE	WED	THU	FRI	SAT
	1	2	3 6:00P REIGN	4	5 7:00P Penguins	6 7:30P Penguins
7	8	9 6:00P Penguins	10 6:00P Penguins	11	12	13 5:00P Penguins
14 3:00P Penguins	15	16	17	18	19	20 5:00P Penguins
21 5:00P Penguins	22	23	24 6:00P REIGN	25	26 7:00P Penguins	27 7:00P Penguins
28	29	30	31 7:00P REIGN			

APRIL

SUN	MON	TUE	WED	THU	FRI	SAT
				1	2	3 7:00P Penguins
4 3:00P REIGN	5	6	7 7:00P REIGN	8	9 7:00P Penguins	10 7:00P Penguins
11	12	13 7:00P REIGN	14	15 6:00P REIGN	16	17 6:00P Penguins
18	19	20 6:00P Penguins	21 6:00P Penguins	22	23	24 5:00P Penguins
25 5:00P Penguins	26	27	28	29	30 7:00P Penguins	

MAY

SUN	MON	TUE	WED	THU	FRI	SAT
						1 7:00P Penguins
2	3	4	5 6:00P REIGN	6	7 7:00P REIGN	8 7:00P Penguins
9	10	11	12 6:05P Penguins	13	14 6:05P Penguins	15 6:05P Penguins
16	17	18	19	20	21	22
23	24	25	26	27	28	29
30	31					

■ HOME GAMES ■ AWAY GAMES

ALL TIMES ARE PACIFIC AND SUBJECT TO CHANGE

CLUB DIRECTORY



FRONT OFFICE

7676 Hazard Center Dr., Ste. 1075
San Diego, CA 92108
(619) 359-4700
F: (619) 359-4701
SanDiegoGulls.com

ARENA

Pechanga Arena San Diego
3500 Sports Arena Blvd
San Diego, CA 92110
(619) 224-4171
CAPACITY 12,920

PRACTICE FACILITY

THE RINKS - Poway ICE
12455 Kerran Street, #100
Poway, CA 92064
(858) 956-0045
The-Rinks.com

PERSONNEL

President.....	Matt Savant
General Manager.....	Bob Ferguson
Director, Hockey Operations.....	Jillian Reddin
Manager, Team Services.....	Jeff Goduti
Head Coach.....	Kevin Dineen
Assistant Coach.....	Sylvain Lefebvre
Assistant Coach.....	David Urquhart
Video Coordinator.....	Austin Violette
Head Equipment Manager.....	Joey Guilmet
Assistant Equipment Manager.....	Ryan Tall
Athletic Trainer.....	Ryan Ledwon
Head Strength and Conditioning Coach.....	Justus Schafer
Strength and Conditioning.....	Colin Reddin
Director, Communications and Broadcasting.....	Aaron Cooney
Media and Communications Specialist.....	Joe Spurrier
Digital Content Producer/Play-By-Play Announcer.....	Andy Zilch
Director, Community Relations.....	Melissa Werman
Community Relations Coordinator.....	Susanna Wiggins
Director, Corporate Partnerships.....	Greg Zweig
Activation Associate, Corporate Partnerships/Manager, Corporate Partnership... Derek Dawson	
Executive Assistant.....	Briaana Abasta
Controller.....	Kyle Gray
Director, Marketing.....	Ryan Johnson
Manager, Merchandise.....	Rebekah Schieck
Manager, Game Operations.....	David DesRochers
Digital Marketing Manager.....	AJ Manderichio
Digital Marketing Coordinator.....	Jordan Rice
Graphic Designer.....	Dominique Chirinciu
Director, Ticket Sales & Operations.....	Nate Beasley
Manager, Group Sales.....	Casey Callahan
Manager, Sales & Service.....	Jesse Correia
Business Intelligence & Ticket Operations Analyst.....	Tanner Franklin
Manager, Inside Sales.....	Nick Sciarra
Chief Human Resources Officer.....	Jay Scott
Human Resources Manager.....	Esther Shimizu
Human Resources Specialist.....	Lori Poncino



HENRY & SUSAN SAMUELI

ANAHEIM DUCKS HOCKEY CLUB, LLC
ANAHEIM ARENA MANAGEMENT, LLC
SAN DIEGO GULLS HOCKEY CLUB, LLC

Education and Professional Careers:

Susan Samuelli was born and raised in Los Angeles, CA. She earned her B.A. degree in Mathematics from UC Berkeley in 1972. From 1972 to 1985 she was with IBM Corporation, where she worked initially as a software programmer in the Federal Systems Division, Westlake Village, CA, and then as a Systems Engineer in the National Marketing Division, Los Angeles, CA, providing technical marketing and sales support for IBM's mid-range computer systems. In 1985 she left IBM and focused her energy on raising her children, at which time she developed a keen interest in integrative health care, studying in the areas of nutrition, homeopathy and Chinese herbs. Susan subsequently received a Ph.D. degree in nutrition from the American Holistic College of Nutrition in 1993 and a diploma in Homeopathy from the British Institute of Homeopathy in 1994.

Henry Samuelli was born in Buffalo, NY and grew up in Los Angeles, CA. He earned his B.S., M.S. and Ph.D. degrees in Electrical Engineering from UCLA in 1975, 1976 and 1980, respectively. From 1980 to 1985 he was employed in various engineering and management positions in the Electronics and Technology Division of TRW, Inc., a military communications defense contractor now part of Northrop-Grumman. Since 1985 he has been a professor in the Electrical and Computer Engineering Department at UCLA, and since 2003 he has also served as a Distinguished Adjunct Professor in the Electrical Engineering and Computer Science Department at UC Irvine. In 1991 he co-founded Broadcom Corporation, a global leader in providing semiconductor solutions for wired and wireless communications. Henry took a leave of absence from UCLA in 1995 and joined Broadcom full-time as Chief Technology Officer (CTO). In 2016 Broadcom was acquired by Avago Technologies Limited and renamed Broadcom Inc. Henry retired as CTO of Broadcom in 2018 and now serves as Chairman of the Board of Broadcom Inc.

Sports and Entertainment Ownership:

In 2003 Susan and Henry took over management of the Honda Center sports and entertainment venue in Anaheim, CA and in 2005 they purchased the Anaheim Ducks National Hockey League (NHL) franchise from the Walt Disney Company. In 2007 the Anaheim Ducks became the first California team ever to win the Stanley Cup championship. Henry is a member of the Executive Committee of the NHL Board of Governors. The Samuelli's also own the San Diego Gulls American Hockey League (AHL) franchise, which serves as the Ducks' minor-league affiliate in San Diego, CA.

Community Service and Philanthropy:

The success of Broadcom has provided Susan and Henry the opportunity to support many worthwhile nonprofit organizations. After Broadcom went public in 1998 they created the Samuelli Foundation and to date they have gifted over \$600 million primarily in the areas of Science, Technology, Engineering and Mathematics (STEM) Education, Integrative Health, Youth and Social Services, and Jewish Culture. In 2012 they joined the Giving Pledge, initiated by Warren Buffett and Bill and Melinda Gates, whose members pledge the majority of their wealth to philanthropy.

Susan serves on the Board of the Orangewood Children's Foundation, a leading provider of foster youth services in Orange County, CA, and she is a member of the Board of Trustees of the Samuelli Academy, an innovative public Charter High School in Santa Ana, CA that focuses on project-based STEM learning for community, underserved and foster youth. She also serves on the Advisory Board of the Susan Samuelli Integrative Health Institute at UC Irvine which provides education, research and clinical care built around integrative practices and emphasizes whole-person healing and wellness. Henry serves on the Dean's Advisory Board of both the Henry Samuelli School of Engineering and Applied Science at UCLA and the Henry Samuelli School of Engineering at UC Irvine. Both Susan and Henry serve on the Advisory Board of the Susan and Henry Samuelli College of Health Sciences at UC Irvine.

In 2019 they opened Great Park Ice in Irvine, CA which features four ice sheets, including FivePoint Arena that seats 2,500 spectators. The 280,000-square-foot complex offers a variety of ice sports including youth and adult hockey programs, figure skating, curling, broomball, sled hockey, public open skating and is also the official practice facility for the Anaheim Ducks.



MICHAEL SCHULMAN

CHAIRMAN OF THE BOARD, OC/VIBE SPORTS & ENTERTAINMENT
CHAIRMAN OF THE BOARD, ANAHEIM ARENA MANAGEMENT, LLC
CHIEF EXECUTIVE OFFICER, ANAHEIM DUCKS HOCKEY CLUB, LLC
MANAGING DIRECTOR, H&S VENTURES, LLC

Michael Schulman serves as Chairman of the Board of OC/VIBE Sports & Entertainment, Chairman of the Board of Anaheim Arena Management (AAM), Chief Executive Officer of Anaheim Ducks Hockey Club (ADHC), Chairman of the Board of the Anaheim Ducks Foundation and Chief Executive Officer of the San Diego Gulls Hockey Club (SDG). He is also an Alternate Governor for both the NHL and AHL Board of Governors and serves on the board of NHL Enterprises.

In addition, he is Managing Director of H&S Ventures, the entity that manages the Samuelli Family Office. Schulman reports directly to owners Dr. Henry Samuelli and Susan Samuelli, and is responsible for managing and long-term planning of their profit and nonprofit entities.

Schulman was the lead negotiator on behalf of the Samuelli family in the acquisition of the Honda Center management agreement from the bankruptcy court and the City of Anaheim, and played the key role in extending the lease of AAM and acquiring various properties around Honda Center which formed OC/VIBE.

He acts as liaison between the Samuelli family and AAM management, and supervises all financial, legal, and charitable decisions of the arena; as well as with the other partners of AAM and the City of Anaheim. In addition, Schulman oversees all long-term capital projects, including the 57 Freeway Marquee, two 360° LED rings, revamping of the video room, new scoreboard and sound system, and remodeling of the company offices and locker rooms.

Schulman also represented the Samuelli family in purchase negotiations with Disney for the Anaheim Ducks, and in qualifying the Samuelli family for the purchase of the team with the NHL.

Schulman was also involved with the family in changing the team name and logo, and forming the Anaheim Ducks Foundation. Schulman led the negotiation with the American Hockey League (AHL) in forming the new AHL Pacific Division along with four other NHL teams. He was the lead negotiator in purchasing the Norfolk AHL team and moving the team to San Diego. He also formed the San Diego Gulls Foundation.

He is responsible for developing additional ice and inline rinks in the Orange County area and was instrumental in the purchase of several ice and inline rinks, including Irvine, Corona and Huntington Beach inline rinks, and Westminster, Yorba Linda, Lakewood and Poway ice rinks. Schulman is the Chairman of THE RINKS Program and oversees its development, including the advancement of the Anaheim Ducks High School Hockey League, California State Championship and the Learn to Play Hockey Program. Schulman spent over 10 years working with the City of Irvine in developing Great Park Ice and FivePoint Arena, and forming the Irvine Ice Foundation, which was responsible for the building of the complex.

Schulman's role at H&S Ventures is multi-faceted. He is the Managing Director of the family office, which oversees all of the family's profit and nonprofit operations. H&S Ventures serves as the manager of AAM, ADHC, SDG as well as a number of other business entities in which the Samuelli's are involved. Schulman was a founding member, and is a past board member, of the Santa Clara Institute of Sports Law and Ethics and the USC Sports Business Institute (SBI) Advisory Council.

Schulman serves on the boards of AAM, ADHC, Anaheim Sports Holdings, Anaheim Ducks Foundation, HS Hockey Development, San Diego Gulls Hockey Club and ECH 2101. He is also a current member of the board of the Telluride Ski and Golf Company.

Schulman also serves on many nonprofit boards. He has been a member of the University of California, Irvine Foundation Board since 1991, and CEO Leadership Alliance (CLA-OC) since 2019. He was one of the founding members and past chair of the UCI Planned Giving Leadership Council. Schulman serves on the boards of the Samuelli Foundation, Samuelli Institute, Anaheim Ducks Foundation and San Diego Gulls Foundation.

After earning his Bachelor of Arts in Economics from University of California, Berkeley, Schulman went on to the University of Santa Clara Law School. In addition, Schulman studied economics for one year at the University of Leeds in England.

Following law school, he was hired as a full-time law professor at the University of Southern California, after which he was a practicing attorney for a number of years and a partner with the law firm of McDermott, Will & Emery.

A native of California, Michael and his wife, Sherry, reside in Laguna Beach and have four children: Annie, Danielle, Bryant and Natasha.





BOB MURRAY

EXECUTIVE VICE PRESIDENT AND GENERAL MANAGER
ANAHEIM DUCKS HOCKEY CLUB, LLC

Bob Murray enters his 46th consecutive year in the National Hockey League, his 13th as Executive Vice President and General Manager of the Anaheim Ducks. He won the NHL General Manager of the Year award in 2013-14 and has been a finalist for the honor three times. He also served as an Assistant General Manager for Team Canada during the 2016 World Cup of Hockey. Named to his position Nov. 12, 2008, Murray is the third-longest tenured General Manager in the NHL, behind only David Poile (1997) and Doug Wilson (2003).

On Jan. 6, 2019 vs. Edmonton, Murray became the fifth person in NHL history to both play and manage 1,000 career regular season NHL games. He joined Bobby Clarke, Bob Gainey, Bob Pulford and Doug Wilson in the 1,000/1,000 club. Murray has now managed 1,110 NHL games (922 with Anaheim, 188 with Chicago) and played in 1,008 NHL contests (all with Chicago).

Under Murray's guidance, the Ducks have posted 100+ standings points in five of the last seven seasons, won division titles in five of the last eight seasons and made playoff appearances in six of the last eight campaigns. The Ducks are one of the NHL's most successful team drafting players into the NHL since 2010, having done so without a top-five overall selection (Anaheim has not selected in the top five since 2005, qualifying for the playoffs in 11 of 15 seasons since then). Anaheim has selected 65 players from 2010-19, with 46.2% (30 players) making it to the NHL, second to only Boston (the league average is 36.4%).

Murray's 2016-17 Ducks were the seventh different team in NHL history to win five consecutive division titles and the only team to win the Pacific Division five consecutive years since its creation in 1993-94. Anaheim defeated Calgary and Edmonton in the first two rounds of the Stanley Cup Playoffs before falling to Nashville in the Conference Final. It was Anaheim's fourth trip to the Conference Final since Murray joined the team in 2006.

In 2014-15, Anaheim finished with the best record in the Western Conference (51-24-7, 109 points), becoming the first team since 2011-12 (Vancouver) to post consecutive 50+ win seasons. Anaheim defeated Winnipeg and Calgary in the first two rounds of the postseason before falling in the Conference Final to Chicago (seven games). The 2013-14 team finished with a record of 54-20-8, the best mark in franchise history. Anaheim posted the top record in the Western Conference for the first time in club history that season, setting season records for standings points (116), wins (54) and win/points percentage (.707), while also leading the league in goals (263). The 2012-13 club finished the regular season with the third-best record in the NHL (30-12-6, second in the West).

Murray was named to his current position on Nov. 12, 2008 after spending the previous three-plus seasons as the club's Senior Vice President of Hockey Operations. In that role, much of Murray's work behind the scenes led directly to many successful trades and other player transactions by Anaheim. During that three-year period, the Ducks won a Stanley Cup (2007), a Pacific Division title (2007), and qualified for the playoffs each season. Murray was the General Manager of the Portland Pirates (Anaheim's AHL affiliate) from 2005-06 through 2007-08. The Pirates went to the Conference Finals twice (2006 & 2008), appearing in six playoff rounds. Between 2005 and 2008 (three seasons), Anaheim and Portland combined to win 10 and appear in 14 playoff rounds, both the most of any organization in hockey.

Prior to joining the Ducks in July 2005, Murray worked as a professional scout with the Vancouver Canucks from 1999-05. Murray's scouting expertise helped to build teams that recorded 100+ point seasons two years in a row (2002-03 and 2003-04) and advanced to the Stanley Cup Playoffs four seasons in a row (2001-04). Before his stint in Vancouver, he served as a Scouting Consultant for Anaheim during the 1998-99 season.

Murray was a member of the Chicago Blackhawks organization for 25 years, serving as General Manager from 1997-99. He was named the sixth General Manager in team history on July 3, 1997. He was promoted to the post after serving as Assistant General Manager under Bob Pulford for two seasons. Before joining upper-management, Murray was named the Director of Player Personnel in 1991 and was largely responsible for the club's NHL Entry Draft selections over eight seasons.

Drafted by the Blackhawks in 1974, Murray spent his entire 1,008-game, 15-year career in a Chicago uniform. He became just the fourth player in Blackhawks history to reach the 1,000-game plateau in 1989-90. In addition, he became the first defenseman in club history to appear in 100 postseason contests, reaching the mark during the 1990 Stanley Cup Playoffs. In all, Murray scored 132-382=514 points and currently ranks third in all-time points among Blackhawks defensemen (17th overall in club history). He was named to both the 1981 and 1983 NHL All-Star Games. Murray retired at the conclusion of the 1989-90 season. Known for his work ethic, intelligence and determination as a player, Murray remained with the organization as a Professional Scout following his retirement in 1990.

Bob and his wife, Betsy, have four children: Kevin, Amanda, Andrew and Katie; and four grandchildren: Mikayla, Aisley, Lily and Kaden.



TIM RYAN

CHIEF EXECUTIVE OFFICER, OCVIBE

Tim Ryan was named Chief Executive Officer of ocVIBE on June 24, 2020. He provides leadership over the development of ocVIBE, while maintaining oversight of Honda Center and the company's newly formed Sports Division, consisting of the Anaheim Ducks Hockey Club, San Diego Gulls Hockey Club, The Rinks facilities, and affiliated business entities.

In addition to his duties with the Ducks and Honda Center, Ryan took on the additional responsibilities of the planning and development of ocVIBE over the past several years. He worked extensively with the city of Anaheim to bring the Platinum Triangle vision to life, including project management, entitlement and design, corporate partnership integration, government affairs, tenant negotiation and more.

Before being named to his current position, Ryan spent 15 seasons as Executive Vice President/Chief Operating Officer for the Anaheim Ducks and 28 years at Honda Center. He successfully led the Ducks' business efforts to record growth, while initiating numerous community, fan-friendly and youth hockey programs that have increased the popularity of the sport in the Southern California market.

Ryan has more than 42 years in arena management and event creation experience. In addition to his duties with the NHL club, he served as President and Chief Executive Officer of Anaheim Arena Management, LLC (AAM), the management company of Honda Center. In that role, Ryan directed all areas of one of the premier entertainment and sports venues in the world, and today still often takes a hands on approach to bringing world-class events to Anaheim. Over the years, Honda Center has repeatedly ranked among the top 10 arenas in the world for annual live entertainment.

Through strategic planning, creative business development, and event production, Ryan ensures Honda Center is consistently booked with the world's top names in live entertainment and world-class sporting events such as the Rolling Stones, Justin Timberlake, Ariana Grande, Elton John, Post Malone, Chris Stapleton, Twenty One Pilots, Garth Brooks and more. Since 1993, more than 41 million people have been entertained at Honda Center, enjoying over 4,000 events. Amid the COVID-19 pandemic, Ryan worked to utilize the arena in ways to serve the community during unprecedented times. By joining together with key partners, Honda Center hosted 15 drive-thru food banks, 7,000 civil marriage ceremonies, 10 blood drives, and the largest Vote Center in Orange County.

Ryan was named Executive Vice President/Chief Operating Officer for the on Ducks on June 20, 2005, when the team was purchased by Dr. Henry and Susan Samuelli, also owners of AAM. Under his watch, the Ducks have twice recently (2018 & 2019) named a finalist for Sports Humanitarian Team of the Year by ESPN. The award "represents a sports club/team that demonstrates how teamwork can create a measurable impact on a community or cause." The club has also been continually recognized by ESPN The Magazine in its annual "Ultimate Standings" edition for successes both on and off the ice. The magazine has recognized the Ducks as a top franchise among 122 professional sports teams (NHL, NFL, MLB & NBA), ranking in the top eight three times.

In 1992, after a long career at the Long Beach Arena, Ryan joined the then-Arrowhead Pond of Anaheim (operated by Ogden Facility Management) as Assistant General Manager. He was promoted to General Manager in 1998 and was named Pollstar Magazine "Facility Executive of the Year" for 2001. During that time, Ryan was also charged with overseeing a number of other Ogden facilities and served as a consultant on various major entertainment projects. Near the end of 2003, the management contract for the arena was purchased by AAM, and Ryan was named President/CEO of both the company and the arena.

Ryan is active in both the entertainment industry and in the local community. He serves on the boards of several nonprofit groups, including Big Brothers Big Sisters of Orange County, Orange County Sports Council, Los Angeles Sports Council, Orangewood Foundation, and the Stars and Stripes Tournament.

Ryan graduated from California State University, Long Beach in 1979 with a bachelor's degree in Finance. He lives with his wife, Michele, in Huntington Beach and enjoys golf, fly-fishing and travel.





AARON TEATS

PRESIDENT OF BUSINESS OPERATIONS
ANAHEIM DUCKS HOCKEY CLUB, LLC

Aaron Teats serves as President of Business Operations for the Anaheim Ducks Hockey Club and Executive Vice President of the newly-formed Sports Division of ocVIBE, which includes the Anaheim Ducks, San Diego Gulls and The Rinks. In his Ducks role, he now oversees all of the club's business operations, including all ticket sales/operations and marketing initiatives.

Teats is in his 26th year with the Ducks, beginning his career within the broadcasting ranks in 1994. He served 11 years as both an Emmy Award-winning producer and director of the Ducks radio and television broadcasts before permanently transitioning to the business office in 2007. In his previous role as Chief Marketing Officer, Teats was integral in several business initiatives advancing the brand and financial impact of the Ducks in the community as well as the front office. He created the Ducks' internal merchandise division in 2014, which included the design and creation of the new Ducks Team Store, and a business intelligence division in 2017.

During his Ducks tenure, Teats has spearheaded additional successful initiatives which led to organizational growth. He helped lead the launch of the John Wayne Airport Breakaway Bar and Grill (2011), a Ducks-themed restaurant at Orange County's international airport. Teats was also instrumental in the celebration and honoring of Ducks legends Teemu Selanne (2015), Paul Kariya (2018) and Scott Niedermayer (2019), who each had their jerseys retired by the club. Kariya and Niedermayer's jersey retirements took place during the club's 25th Anniversary Season (2018-19), which was also led by Teats.

During his Ducks tenure, Teats has helped lead an organization recognized as a leader in charitable programming and community engagement. He also helped create programs benefitting public education, health and wellness, access to youth hockey, and grassroots marketing. Twice in recent years, Ducks were named a finalist for Sports Humanitarian Team of the Year by ESPN (both 2018 & 2019). The award "represents a sports club/team that demonstrates how teamwork can create a measurable impact on a community or cause." The club has also been continually recognized by ESPN The Magazine in its annual "Ultimate Standings" edition for successes both on and off the ice. The magazine has recognized the Ducks as a top franchise among 122 professional sports teams (NHL, NFL, MLB & NBA), ranking in the top eight three times.

Additionally, Teats is the President & Chairman of the Board of Irvine Ice Foundation, the home for the Junior Ducks, Lady Ducks and Anaheim Ducks High School Hockey League. He is currently on the Advisory Council for Anaheim Boys & Girls Club after serving on the board of directors for the previous 13 years, and the Advisory Committee for Cal State Fullerton's "PRactical ADvantage" student-run advertising for the last three years. He is also on the Board of Directors for the newly formed OC Sports Commission.

Teats began his career for the then-California Angels in 1992. He received his bachelor's degree from Cal State Fullerton in 1992. Aaron and his wife, Justine, have two sons: Nolan and Colin. The family has lived in Anaheim Hills for the last 26 years.



MATT SAVANT

PRESIDENT OF BUSINESS OPERATIONS
SAN DIEGO GULLS HOCKEY CLUB, LLC

Matt Savant joined the San Diego Gulls in 2016 as President of Business Operations, the primary development affiliate of the National Hockey League's (NHL) Anaheim Ducks. Over the last four years, he has successfully led the Gulls' business efforts to record growth, while initiating numerous community, fan-friendly and youth hockey programs that have increased the popularity of the sport in the San Diego region.

Savant is the primary liaison between the San Diego Gulls and the Anaheim Ducks. His role oversees the business operations in San Diego, including accounting, broadcasting, communications, community relations, corporate partnerships, entertainment, fan development, finance, gameday operations, marketing, merchandising and ticket sales.

In June 2020, Savant was announced as part of the AHL Return to Play Task Force, a 13-person strategic committee of NHL and AHL executives established for the purpose of providing expert leadership and strategic direction to the AHL in planning for the league's return to play in the 2020-21 season.

Savant has spearheaded several initiatives in conjunction with Gulls' ownership, Henry and Susan Samuelli, including charitable programs that support over 75 nonprofit organizations annually, a team foundation that supports the community in the areas of education, youth hockey, health and wellness, and an expanded grassroots marketing program. To date, the Gulls have raised and donated more than \$521,000 to the San Diego community since the San Diego Gulls Foundation's inception in 2016.

During his tenure with the Gulls, Savant has led the club to several AHL records and accolades, including the AHL record for ticket revenue in a single season and individual ticket sales revenue for a single game.

In his first season leading San Diego's business operations in 2016-17, the Gulls were named winners of the President's Award as the AHL Team of the Year, given to an AHL organization for overall excellence as voted on by all AHL team presidents. Under his leadership, the Gulls led the AHL in attendance in 2017-18 (9,305 avg.) to become the first team in 12 seasons to usurp the Hershey Bears atop the league's attendance charts. The Gulls again led the league in attendance in 2018-19 (9,021 avg.) and made their first appearance in the Western Conference Finals.

Savant oversaw the agreement and implementation of the first televised game for the Gulls on FOX 5 San Diego, the highest level of San Diego hockey broadcast in the region. The televised game was also the first in the newly-created AHL Pacific Division. He also spearheaded the addition of more network televised games in each of the past four seasons.

Prior to joining the Gulls, Savant spent 13 years in various marketing, fan development and brand management positions with the Anaheim Ducks. Savant started his professional sports career with the Ducks in 2003 as Marketing Manager where he was responsible for all advertising (placement and design) in addition to team branding, events and promotions.



BOB FERGUSON

GENERAL MANAGER

Bob Ferguson enters his 13th season with the Anaheim Ducks organization and sixth as General Manager of the San Diego Gulls. Ferguson is a hockey lifer, having been involved in either professional or amateur hockey for the past 40 years, either as a player, coach or member of a front office.



In his five seasons as a General Manager with the Gulls, Ferguson helped build teams that have a combined 184-114-21-10 record to lead the Pacific Division in all-time wins, points (399) and points percentage (.606%) since the division's inception in 2015. The Gulls are the only Pacific Division club to finish among the top four teams in all five AHL seasons. Ferguson has also led San Diego to three Calder Cup Playoffs appearances, including the club's first appearance in the Western Conference Finals in 2019.

The Gulls (three times), Toronto Marlies (four times) and Hershey Bears (three times) are the only AHL teams to advance to the Division Finals on three-or-more occasions since the inception of the current division format in 2015. Under Ferguson, San Diego owns the most playoff wins (17) and series wins (4) among Pacific Division teams.

Under Ferguson, San Diego completed the 2019-20 season with 30-19-6-2 record for 68 points and tied for third in the Pacific Division, sixth in the Western Conference. The 2018-19 club compiled a 36-24-5-3 record for 80 points and third in the Pacific Division, while also representing the division in the Western Conference Finals for the first time. San Diego defeated San Jose (four games) and Bakersfield (six games), before falling to Chicago in six games.

The 2016-17 club went 43-20-3-2 for 91 points, second in the Western Conference and third in the AHL, while defeating Ontario in the first round of the postseason before falling in the Pacific Division Finals to San Jose (five games). The Gulls were named winners of the 2016-17 President's Award as the AHL Team of the Year, given to an AHL organization for overall excellence as voted on by AHL team presidents. In the club's inaugural season in 2015-16, the team finished with a 39-23-4-2 record for 84 points, earning second place in the Pacific Division and the club's first berth in the Calder Cup Playoffs. Under Ferguson's guidance, San Diego won its first-ever playoff series over the Texas Stars, 3-1, prior to falling to Ontario in the second round (five games).

Ferguson was the Assistant General Manager of the Norfolk Admirals for the previous three seasons (2012-2015) and prior to that manned the same position for the Ducks' prior AHL affiliates, the Syracuse Crunch (2010-12) and Iowa Chops (2008-09). He also spent one season as a college/amateur scout for the Ducks in 2009-10.

Before joining the Ducks organization, Ferguson spent 26 seasons on the bench as a head coach in the professional and junior ranks. He had head coaching stints with Augusta (ECHL, 2005-08), Florida (ECHL, 1998-2001) and Indianapolis (IHL, 1995-98). In his nine seasons as a professional head coach, Ferguson's teams never missed the playoffs. He is a two-time John Brophy Award winner as ECHL Coach of the Year, winning the honor in consecutive seasons with the Florida Everblades in 1998-99 and 1999-2000.

A native of Kingston, Ontario, Ferguson's illustrious 17-year career as a head coach in the United States Hockey League (USHL) with Sioux City (1981-90) and Des Moines (1990-95, 2001-04) garnered 517 career wins, the third-most in league history. Ferguson guided Sioux City to a pair of Clark Cup championships and won three Clark Cups with Des Moines. He is a three-time Gold Cup winner (U.S. Junior 'A' National Champion), five-time USHL Coach of the Year and five-time USHL General Manager of the Year.

Bob and his wife, Lisa, have two children: Brett and Kaylee; and two grandchildren: Caleb and Aiden. The family resides in San Diego. His son Brett serves as the Ducks' video coach.

JILLIAN REDDIN

DIRECTOR, MINOR LEAGUE HOCKEY OPERATIONS

Jillian Reddin, daughter of Susan and Henry Samuelli, enters her 12th season with the Anaheim Ducks organization, her sixth with the San Diego Gulls. Primarily responsible for player contracts, transactions, immigration, travel and the Collective Bargaining Agreement, Reddin regularly coordinates with the Anaheim Ducks Hockey Operations department. She is also an Alternate Governor for the AHL Board of Governors.



Reddin previously spent three seasons in the same role with the Norfolk Admirals (2012-14) and two with the Syracuse Crunch (2010-12). Prior to her stint with Anaheim's AHL affiliates, Reddin spent a year in the Ducks front office.

A native of Newport Beach, Calif., Reddin received a degree in Merchandise Marketing from the Fashion Institute of Design & Merchandising (Los Angeles).

Jillian and her husband, Colin, reside in Encinitas.

JEFF GODUTI

TEAM SERVICES MANAGER

Jeff Goduti enters his sixth season as Team Services Manager with the San Diego Gulls and eighth with the Anaheim Ducks primary AHL affiliate. An inaugural member of the AHL Gulls, Goduti is responsible for all hockey club travel arrangements with plane, bus and hotel companies, overseeing the team's season calendar, player ticket allotment and meals. In addition, Goduti also assists with training camp, player and staff travel needs, and coordinates special events.

Prior to joining San Diego, Goduti spent eight seasons with the Norfolk Admirals (2007-15) as Hockey Operations Assistant and Business Manager. Goduti was part of the hockey operations staff during Norfolk's Calder Cup championship in 2012.

A native of Newport News, Va., Goduti earned a bachelor's degree in Accounting from Radford University while playing club hockey for the Highlanders.

Jeff, his wife Michelle, and their daughter Harper, reside in Poway.



NATE BEASLEY

DIRECTOR OF TICKET SALES

Nate Beasley enters his sixth season as the Director of Ticket Sales for the San Diego Gulls, joining the club in 2015 to help launch the organization in its inaugural AHL season.

Beasley oversees all ticket sales and operations, data analytics and customer service, including season ticket sales and retention, group sales, partial and single-game tickets sales. Under his leadership, San Diego was named the AHL's Ticket Sales Department of the Year in 2016, 2017 and 2018, increasing attendance in each of the three seasons. He has also led his staff to 13 AHL individual sales awards, including Top FSE salesperson, top group salesperson and top rookie salesperson.

In 2015-16, Beasley helped the Gulls to the President's Award given for business excellence, and subsequently the President's Award as the AHL Team of the Year in 2016-17, given to an AHL organization for overall excellence on and off the ice as voted on by the league's team presidents. He helped the Gulls lead the AHL in attendance in 2017-18 and 2018-19, setting a club record in average (9,305 avg.) and overall attendance (316,368) in 2017-18 when San Diego became the first team in 12 seasons to usurp the Hershey Bears atop the league's attendance charts. Beasley has led the Gulls to several AHL records in his tenure, including the AHL record for ticket revenue in a single season and individual ticket sales revenue for a single game.

Beasley previously spent six seasons with the Charlotte Checkers of the AHL in ticket sales from 2009-2015, most recently as Director of Season Ticket Sales. He began his career with Clear Channel Communications in promotions (2010-13), fulfilling corporate sponsorships via promotional events to increase five local station's market exposure.

A native of St Louis, Beasley earned a bachelor's degree in Sports, Entertainment and Event Management from Johnson & Wales University. He currently serves on the executive board for the Emilio Nares Foundation, ensuring no child misses a cancer treatment due to not having viable transportation.

Nate and his wife, Kayla, and their two daughters, Clarke and Julien, reside in Point Loma.



STEVE BROWN

DIRECTOR OF COMMUNICATIONS AND BROADCASTING

Steve Brown joined the San Diego Gulls in 2016 and enters his fifth season as Director of Communications and Broadcasting. Brown oversees media relations, corporate communications, broadcasting and photography, while he is also responsible for overseeing agreements for all television and radio rightsholders, as well as the contracts of all club announcers. He also coordinates communications efforts with the Anaheim Ducks, the Gulls' primary NHL affiliate.

The executive producer of the Gulls' television and radio broadcasts, Brown oversaw the implementation of the AHL Pacific Division's first-ever television broadcast in February 2017. He also serves as executive producer of the club's behind-the-scenes All-Access television show on FOX 5 San Diego. In 2019, Brown oversaw the launch of the Gulls Audio Network on iHeartRadio, a live, 24 hours a day station with continuous coverage of the team.

In his first season with San Diego in 2016-17, the Gulls were named winners of the President's Award as the AHL Team of the Year, given to an AHL organization for overall excellence on and off the ice as voted on by the league's team presidents.

Brown previously spent four years as the Corporate Marketing Manager for Spectra by Comcast Spectacor (2012-16), managing public relations, corporate and marketing communications, and oversight of website and social media platforms for the second-largest ticketing and live entertainment company in North America. He led ROI-focused communication programs to engage the live entertainment community of professional sports teams, arenas, college athletics programs, live entertainment venues and performing arts organizations for ongoing business growth and development. Brown also served on the Comcast Spectacor committee that oversaw the rebrand of three subsidiaries to form Spectra's cohesive brand and go-to market strategy.

He began his career in the public relations departments of the Anaheim Ducks (2011-12) and Philadelphia Flyers (2010-11).

A native of La Verne, Calif., Brown is a graduate of California State University, San Bernardino, receiving a bachelor's degree in Mass Communications. Steve and his wife Ashley reside in Torrey Hills.



KYLE GRAY

CONTROLLER

Kyle Gray joined the San Diego Gulls as Controller in 2019. Gray enters his second season with the organization where he oversees all general accounting, finance, banking, budgeting, strategic planning and revenue projections.

A certified public accountant, Gray previously served as the Finance and Accounting Manager for the San Diego Seals, overseeing all financial aspects of the National Lacrosse League team. He also spent more than three years with the Arizona Diamondbacks from 2015-18, most recently as Senior CRM Customer Analyst on the business analytics team.

He spent more than two years as Senior Associate at PwC in Los Angeles, within the assurance practice. Gray began his career as a CRM and Database Operations Intern with the San Diego Padres in 2012.

Gray earned a bachelor's degree in accounting, economics and sport management from University of California, Santa Barbara.

Kyle and his wife Madison have two children: daughter Mallory and son Tennessee. The family resides in Mission Beach.



RYAN JOHNSON

DIRECTOR OF MARKETING

Ryan Johnson enters his second season as Director of Marketing with the Gulls, his 12th season in the Anaheim Ducks organization. In his current role, Johnson oversees all brand strategy for marketing and advertising, in addition to digital and social media, entertainment, game operations, merchandising, promotions and graphic design.

Under Johnson's leadership, the Gulls received two AHL awards, including Outstanding Fan Experience for a Western Conference club and Most Unique Ticket Sales Promotion or Theme Night for the organization's 80's Night.

Prior to joining the Gulls in 2017 as Marketing Manager, Johnson spent eight years with the Anaheim Ducks (2009-17), serving as Marketing and Promotions Coordinator where he managed the NHL club's theme nights, promotions, giveaways and 18-member street team. He also spent several years working on the club's digital marketing initiatives, developing email campaigns, coordinating weekly fan newsletters and managing company-wide market research.

A native of Mission Viejo, Calif., Johnson earned a bachelor's degree in Business Administration with an emphasis in marketing from California State University, Fullerton. Ryan resides in Little Italy.

MELISSA WERMAN

DIRECTOR OF COMMUNITY RELATIONS

Melissa Werman is in her sixth season with the San Diego Gulls, her third as Director of Community Relations. In her current role, Werman manages all philanthropic initiatives related to the hockey club, including the San Diego Gulls Foundation, which fundraises funds and runs numerous different educational programs, such as the San Diego Gulls Learn to Play and Reading is the Goal programs. She oversees the team's Signature Events, implementing the organization's annual charity golf tournament, bowling night and hockey community awards banquet, in addition to in-game fundraising, awareness nights, charitable ticket programs and grants to various nonprofits in San Diego County.

Under her leadership, the Gulls have raised more than \$521,000 since the San Diego Foundation's inception in 2016, including more than \$230,000 during the 2019-20 season. In 2016-17, Werman was part of the Gulls team named winners of the President's Award as the AHL Team of the Year, given to an AHL organization for overall excellence on and off the ice as voted on by the league's team presidents.

Werman joined the Gulls as a group sales representative in 2015 for the club's inaugural season and assumed the role of Community Relations Manager that year. Prior to her roles with the Gulls, Werman served as a sales intern with the San Diego Padres, a marketing assistant at the Big South Conference and a sales intern at the Port Charlotte Stone Crabs.

Werman earned a bachelor's degree in Sports and Recreation Management at James Madison University in addition to a dual-degree master's in Business Administration and Sports Administration from Ohio University. She served as Director of Annual Giving for the Center for Sport Administration and Facilities Management Program and the Director of Partnerships and Ad Sales while at Ohio University. She coaches Girls on the Run, a program that inspires girls to be joyful, healthy and confident using a fun, experience-based curriculum which creatively integrates running.

A native of Charlottesville, Va., Melissa, her husband Keith, and their son Bennett, reside in North Park. Keith is a Development Coach for the San Diego Padres.

GREG ZWEIG

DIRECTOR OF CORPORATE PARTNERSHIPS

Greg Zweig enters his fourth season with the San Diego Gulls after joining the organization in 2017. Zweig oversees the organization's sponsorship related revenue, partnership marketing activation and new business development. He also manages advertising sales for two Anaheim Ducks operated ice skating rinks in San Diego County, THE RINKS - Poway ICE.

Prior to joining the Gulls Corporate Partnerships team as Sales Manager, he served as Manager of Client Services and New Business at CBS Sports - Digital from 2014-17. He oversaw partnerships for 25-plus NCAA athletic programs to ensure their strategic revenue goals were met via numerous digital platforms, implemented new media services and technologies and navigated sponsorship exclusivities within national and local advertising campaigns.

Zweig previously held roles with numerous action sports brands, including Director of Action Sports for Deuce Brands, and at Liquid Force Wakeboards, Bamboo Skateboards and The Active Network. He began his career with Silverback Artist Management in tour promotion and venue coordination.

A native of Redwood City, Calif., Zweig earned a bachelor's degree from University of Southern California and an MBA in Sports Business Management from San Diego State University.

Greg and his wife Rebecca have two children: son Chase and daughter Charlotte. The family resides in Serra Mesa.





HEAD COACH

KEVIN DINEEN

Kevin Dineen enters his second season as head coach of the San Diego Gulls, his fifth overall in the Anaheim Ducks organization. Dineen led San Diego to a 30-19-6-2 record and 68 points, tied for third place in the Pacific Division upon the season's cancellation due to the COVID-19 outbreak.

Named to his current post July 15, 2019, Dineen was an assistant coach for the Chicago Blackhawks from 2014-18, helping lead the club to a Stanley Cup championship in 2015. Dineen previously served as head coach of the Florida Panthers from 2011-13, guiding the club to a 56-62-28 record, including its first Southeast Division title in 2011-12.

A native of Quebec City, Quebec, Dineen spent six seasons as head coach of the Portland Pirates (AHL) from 2005-11, leading his teams to a 266-155-59 record in 480 games. In three seasons coaching Anaheim's primary development affiliate in Portland from 2005-08, Dineen's teams went 135-76-29 (.623%) with two trips to the Eastern Conference Finals (2005, 2008). He was named the recipient of the Louis A.R. Pieri Memorial Award as the AHL's outstanding coach in 2005-06.

With a win Feb. 5, 2020 at San Jose, Dineen (155) passed Dallas Eakins as the winningest head coach of an Anaheim Ducks primary affiliate. Dineen leads Anaheim's primary affiliate head coach's in all-time wins (165), points (367) and points percentage (.618%), while ranking second in games coached (297).

Internationally, Dineen led the Canadian women's national team to a gold medal at the 2014 Winter Olympic Games in Sochi, Russia. He also led Canada's men's national team to a bronze medal at the 2014 Under-18 World Championship and a second-place finish at the 2018 Spengler Cup in Davos, Switzerland.

Selected by the Hartford Whalers in the third round (56th overall) of the 1982 NHL Draft, Dineen played 19 NHL seasons from 1984-2003, recording 355-405=760 points and 2,229 penalty minutes (PIM) in 1,188 career games with Hartford, Philadelphia, Carolina, Ottawa and Columbus. He is one of eight NHL players to record more than 300 goals and 2,000 PIM. Dineen also appeared in 59 career Stanley Cup Playoff games with Hartford, Philadelphia and Carolina, collecting 23-18=41 points. He also served as team captain while playing for Philadelphia, Hartford and Carolina.

Dineen represented Canada in numerous international tournaments as a player, including the 1984 Winter Olympic Games in Sarajevo, Yugoslavia. He also helped lead Team Canada to the 1987 Canada Cup and appeared in three World Championships for Team Canada, winning silver on two occasions (1985 and 1989).

Kevin and his wife, Annie, have four children: Hannah, Emma, William and Declan. The family resides in Coronado.



HEAD COACHING CAREER

SEASON	TEAM	LEAGUE	REGULAR SEASON							PLAYOFFS			
			GP	W	L	OTL	SOL	PTS	PCT	GP	W	L	PCT
2006-07	PORTLAND	AHL	80	37	31	3	9	86	.538	-	-	-	-
2007-08	PORTLAND	AHL	80	45	26	5	4	99	.619	18	11	7	.611
2008-09	PORTLAND	AHL	80	39	31	3	7	88	.550	5	1	4	.200
2009-10	PORTLAND	AHL	80	45	24	7	4	101	.631	4	0	0	.000
2014-15	PORTLAND	AHL	80	47	26	4	6	104	.650	12	6	6	.500
2011-12	FLORIDA	NHL	82	38	26	18	-	94	.573	7	3	4	.429
2012-13	FLORIDA	NHL	48	15	27	6	-	36	.375	-	-	-	-
2013-14	FLORIDA	NHL	16	3	9	3	-	10	.313	-	-	-	-
2019-20	SAN DIEGO	AHL	57	30	19	6	2	68	.596	-	-	-	-
NHL TOTALS			146	56	62	28	-	140	.479	7	3	4	.429
AHL TOTALS			480	266	157	27	33	592	.617	58	29	29	.500

COACHING STAFF



SYLVAIN LEFEBVRE

ASSISTANT COACH

Sylvain Lefebvre enters his third season as Assistant Coach for the Gulls. Lefebvre has helped guide the club to a 66-43-11-5 record in two seasons, including the club's first appearance in the Western Conference Finals in 2019.

Lefebvre previously spent six seasons as Head Coach of Montreal's primary AHL affiliate in Laval (2017-18), St. John's (2015-17) and Hamilton (2012-15). Prior to his AHL assignment with Montreal, he served as Assistant Coach with Colorado for three NHL seasons (2009-12) after spending two years (2007-09) as Assistant Coach with the Avalanche's AHL affiliate in Lake Erie.

Lefebvre is a veteran of 945 career NHL games with Montreal, Toronto, Quebec/Colorado and the New York Rangers. He recorded 30-154=184 points with a +108 rating during his 14-year NHL career. Lefebvre was part of Colorado's first Stanley Cup championship team in 1996 and went on to appear in 129 career Stanley Cup Playoff games. Lefebvre also played parts of four AHL seasons with Sherbrooke (1987-89) and Hartford (2001-02), earning 18-61=79 points in 171 career regular-season games.

Sylvain and his wife, Marie Claire, reside in San Diego. They have four children: Jade-Isis, Djan-Alexandre, Jordan and Alexanne. The family also has two grandchildren: Sky and Flynn.



DAVID URQUHART

ASSISTANT COACH

The 2020-21 season marks the third season for David Urquhart as an Assistant Coach for the Gulls. Urquhart has helped San Diego to back-to-back top-four finishes in the Pacific Division, including a 66-43-11-5 mark in his two seasons, in addition to a Western Conference Finals appearance in 2019.

Prior to joining the Anaheim organization, Urquhart served as Assistant Coach with McGill University in Montreal for four seasons from 2014-18. He also served as Head Coach for Team Serbia at the 2018 IIHF World Hockey Championship Division II. Urquhart appeared in 130 career AHL games from 2008-11, collecting 6-17=23 points with a +8 rating with Hartford (2008-10) and Hamilton (2010-11). Urquhart also played three seasons in Italy from 2011-14, highlighted by a league championship victory in 2013-14.

A native of Thorold, Ontario, Urquhart played four collegiate seasons with the McGill Redmen from 2004-08 and earned a commerce degree in 2008. Named to the 2006-07 All-Canadian Second Team, Urquhart recorded 23-84=107 points in 147 career games and led McGill to the Ontario University Athletics conference championship as captain in 2007-08. Inducted into the McGill Sports Hall of Fame on Oct. 11, 2018, Urquhart completed a master's degree in Sports Psychology at McGill during the summer of 2019.

David now resides in San Diego.



AUSTIN VIOLETTE

VIDEO COORDINATOR

Austin Violette enters his second season as Video Coordinator with the San Diego Gulls. In his first season, Violette helped the club to a 30-19-6-2 record and 68 points, tied for third in the Pacific Division, upon the 2019-20 season's cancellation due to the COVID-19 pandemic.

Violette joined the organization after serving as Video Coach/Assistant Coach for the Maine Mariners of the ECHL in 2018-19. A native of Gorham, Maine, Violette helped the Mariners to a 37-32-2-1 record for 77 points in his first season in a hockey operations role.

Austin now resides in San Diego.





TODD MARCHANT

DIRECTOR OF PLAYER DEVELOPMENT
ANAHEIM DUCKS HOCKEY CLUB, LLC

Todd Marchant is in his 10th season as Director of Player Development for the Ducks. He joined the front office staff in 2011-12 following six seasons with the Ducks and an 18-year NHL career. Marchant won his first Stanley Cup with the club in 2007. In his role as Director of Player Development, Marchant prepares and educates Anaheim prospects on succeeding in professional hockey.

A native of Buffalo, NY, Marchant appeared in 1,195 career NHL contests with the New York Rangers, Edmonton, Columbus and Anaheim, collecting 186-312=498 points. He became the 31st U.S.-born player to appear in 1,000 NHL games Dec. 22, 2008 at Vancouver. Marchant played his final 421 contests in an Anaheim uniform from 2005-11 (39-74=112 points) and remains tied for fourth all-time in franchise short-handed goals (8). Including the 2007 Stanley Cup championship season, Marchant helped the Ducks reach the Stanley Cup Playoffs in five of his six seasons with the club. He scored the triple overtime-winning goal in the Ducks' 2-1 victory in Game 2 of the Conference Semifinals May 3, 2009 at Detroit. Another postseason career highlight includes scoring his game-winning overtime goal for Edmonton in Game 7 of the Conference Quarterfinals Apr. 19, 1997 at Dallas. Marchant retired from professional hockey on June 29, 2011.

Selected by the Rangers in the seventh round (164th overall) of the 1993 NHL Draft, Marchant played two years of college hockey at Clarkson University before turning pro. He began his NHL career with the Rangers before being traded to Edmonton for Craig MacTavish on Mar. 21, 1994. Following nine seasons with Edmonton, he signed as a free agent with Columbus July 3, 2003 and was claimed on waivers by Anaheim Nov. 21, 2005. Marchant also had the honor of representing Team USA at the 1994 Olympic Winter Games in Lillehammer, Norway.

Todd and his wife, Caroline, have four children: daughters Lillian and Ashley, and sons Timothy and Bradley. The family resides in Tustin.



FRANCOIS BEAUCHEMIN

PLAYER DEVELOPMENT
ANAHEIM DUCKS HOCKEY CLUB, LLC

Francois Beauchemin is in the midst of his second season in Anaheim's Player Development Department. In his current role, Beauchemin assists Director of Player Development Todd Marchant in preparing Anaheim prospects for a career in professional hockey.

A member of the 2007 Stanley Cup Champion Ducks, Beauchemin retired from hockey in 2018 after collecting 288 points in 903 career NHL games. Among franchise all-time defensive leaders, Beauchemin ranks second in plus/minus (+59), third in goals (56), points (196) and assists (140), and fourth in game-winning goals (10).

The Sorel, Quebec native played 101 career Stanley Cup Playoff games, all in an Anaheim uniform. He is the all-time franchise leader among defensemen in playoff scoring, goals, assists, powerplay goals, power-play points and games played. Beauchemin helped Anaheim reach the playoffs in nine of his 10 seasons with the club, reaching the Western Conference Final three times in addition to the aforementioned Stanley Cup in 2007.

Selected by Montreal in the third round (75th overall) of the 1998 NHL Draft, Beauchemin earned 76-212=288 points with a +14 rating in 903 career NHL games with Anaheim, Colorado, Toronto, Columbus and Montreal. He resides in Sorel, Quebec with his wife, Marie, and their sons, Samuel (13) and Cédric (7), and daughter, Emily (10).



MIKE EASTWOOD

PLAYER DEVELOPMENT
ANAHEIM DUCKS HOCKEY CLUB, LLC

Mike Eastwood is in his second season with Anaheim's Player Development Department, assisting Director of Player Development Todd Marchant. Prior to his current role, Eastwood served as assistant coach for the Hershey Bears, Washington's primary development affiliate in the American Hockey League.

The Ottawa, Ontario native spent three seasons with the Ottawa 67's (OHL), serving as an assistant coach in 2014-15 before being promoted to associate coach. The 67's qualified for the OHL playoffs in each of Eastwood's three years in Ottawa.

Eastwood collected 87-149=236 points in 783 career NHL games with Toronto, Winnipeg, Phoenix, the New York Rangers, St. Louis, Chicago, and Pittsburgh from 1991-04. He was a member of the President's Trophy-winning St. Louis Blues in 1999-00, setting career highs in goals (19) and points (34).

Selected by Toronto in the fifth round (91st overall) of the 1987 NHL Draft, Eastwood earned 69-80=149 points in 164 career games with Western Michigan University (CCHA).



RYAN LEDWON

ASSISTANT ATHLETIC TRAINER

Ryan Ledwon is in his third season as Assistant Athletic Trainer for the San Diego Gulls. Ledwon joined San Diego following two seasons with the National Hockey League Department of Player Health Management from 2016-18.

Ledwon previously served as the Head Athletic Trainer with the Dubuque Fighting Saints of the USHL (2015-16).

A native of Chicago, Ledwon earned a master's degree in Athletic Training from Western Michigan University and a bachelor's degree in Athletic Training from Illinois State University.

Ryan resides in Pacific Beach.

JUSTUS SCHAFER

HEAD STRENGTH & CONDITIONING COACH

Justus Schafer enters his second season in professional hockey as the Gulls' Head Strength and Conditioning Coach, working with the team and coaches to ensure the overall fitness, strength and conditioning, nutrition and supplementation programs of the club's players.

Schafer previously spent three years in the San Antonio Spurs organization (2016-2019), serving as the Athletic Development QAA, while also working in the same role for the Austin Spurs, San Antonio's affiliate of G-League, during the 2016-17 season.

Schafer, an NSCA certified Strength and Conditioning Specialist (CSCS), earned a bachelor's degree in Applied Exercise Physiology and a master's degree in Sports Physiology from Texas A&M University.

A native of Grapevine, Texas, Justus and his wife Laura Lee, reside in San Diego.

COLIN REDDIN

STRENGTH & CONDITIONING

An original member of the AHL Gulls, Colin Reddin enters his sixth season with the San Diego Gulls, working with Head Strength and Conditioning Coach Justus Schafer to ensure the overall fitness, strength and conditioning, nutrition and supplementation programs of the club's players.

Reddin played professional hockey from 2011-13 with stints in the ECHL (Evansville, San Francisco and Las Vegas), earning 1-7=8 points in 23 games. He also appeared in 73 career Southern Professional Hockey League (SPHL) games with Huntsville and Mississippi, scoring 20-38=58 points and 84 PIM.

Reddin also played five seasons in the Western Hockey League (WHL), earning 33-68=101 points with 184 PIM in 232 games with Regina (2010-11), Prince Albert (2009-10) and Portland (2008-09). He began his hockey career with the USA Hockey National Team Development Program in 2007-08, collecting 3-1=4 points in 22 games.

A native of Corona Del Mar, Calif., Reddin and his wife Jillian reside in Encinitas.



TRAINING STAFF

JOEY GUILMET

HEAD EQUIPMENT MANAGER

Guilmet spent five seasons working as the equipment manager for Anaheim's primary AHL affiliate with the Norfolk Admirals (2012-15) and Syracuse Crunch (2011-12). He spent 12 seasons with the Atlanta Thrashers in the NHL (2000-2011) and nine seasons in the International Hockey League, splitting time with the Orlando Solar Bears (1995-99) and San Diego Gulls (1991-95). Additionally, Guilmet was an equipment manager at the 2007 NHL All-Star Game and the 1992 MLB All-Star Game.

Guilmet has represented Team USA on five occasions, serving as part of the staff at the 2006 Winter Olympic Games as well as three IIHF Men's World Championships (2001, 2008, 2009). He was the equipment manager for Team USA's gold medal team at the 2017 World Junior Championships.

Guilmet received a degree from Mesa College in San Diego, and Gwinnett Tech in Duluth, Ga. He earned his certification in the Athletic Equipment Managers Association (AEMA) in 1995. Additionally, he conducted a workshop demonstrating equipment repair for professional and college equipment managers at the 2006 AEMA Meetings and also hosted a workshop on carbon fiber/kydex skate guard protection at the 2008 Society of Professional Hockey Equipment Managers Meeting. Guilmet is currently working on his bachelor's degree in Organizational Leadership at Arizona State University.

Joey, his wife Michele, their son Oliver and daughter June, reside in Ocean Beach.

RYAN TALL

ASSISTANT EQUIPMENT MANAGER

Ryan Tall enters his fifth season as Assistant Equipment Manager of the San Diego Gulls where he handles the club's equipment needs. Tall was named to his post in March 2017. He was most recently the Head Equipment Manager of the Utah Grizzlies in 2016-17, Anaheim's affiliate in the ECHL, and represented the club as an equipment manager at the 2017 ECHL All-Star Game. He also served as an intern in the equipment department with the Grizzlies from 2014-16.

A native of Centerville, Utah, Tall received a bachelor's degree from Weber State University. Ryan currently resides in Mission Beach.



ANAHEIM DUCKS HOCKEY STAFF



OCVIBE LEADERSHIP

Owners	Henry and Susan Samuelli
Executive Chairman	Michael Schulman
Chief Executive Officer	Tim Ryan
President & Chief Operating Officer	Bill Foltz
Executive Director, Development	Dan Young
Executive Vice President & Chief Technology Officer	Mike Beteag
Executive Vice President & Chief Human Resources Officer	Gina Galasso
Executive Vice President & Chief Commercial Officer	Bill Pedigo
Executive Vice President & Chief Legal Officer	Katie Rodin
Executive Vice President & Chief Venue Management Officer	Kevin Starkey
Executive Vice President, Sports Division	Aaron Teats
Senior Vice President, Real Estate Development	Joe O'Toole
Manager, Administrative Services	Lydia Aleman

DUCKS EXECUTIVE MANAGEMENT

Executive Vice President/General Manager	Bob Murray
President, Business Operations	Aaron Teats
Senior Vice President of Hockey Operations	David McNab
Assistant General Manager	Martin Madden
Assistant General Manager	David Nonis
Vice President, Ticketing	Chris Kenyon
Vice President, Finance	James Pearson
Vice President, Human Resources	Susan Sakamoto
Vice President, Corporate Partnerships	Graham Siderius
Vice President, Information Technology	Jackie Slope
Vice President, Marketing	Merit Tully
Executive Assistants	Janet Conley, Cheryl Gorman
Executive Assistant Hockey Operations	Colleen MacKinnon

COACHING STAFF

Head Coach	Dallas Eakins
Advisor to the Head Coach	Darryl Sutter
Assistant Coach	Mark Morrison
Assistant Coach	Marty Wilford
Goaltending Coach	Sudarshan Maharaj
Video Coach	Joe Piscotty
Video Coach	Brett Ferguson
Skating & Skills Development Coach	Larry Barron

HOCKEY CLUB OPERATIONS

Director of Professional Scouting	Rick Paterson
Director of Player Development	Todd Marchant
Director of Player Evaluation	Bruce Franklin
Scouting Staff	Mike Stapleton, Jan-Ake Danielson, Glen Cochrane, Jim Sandlak, Kevin Murray, Stephane Pilotte, Steve Lyons, Mikko Jokela, Rich Preston, Mike Eastwood, Konstantin Krylov, Martin Madden, Sr., Pavel Routa
Player Development Staff	Francois Beauchemin
Director of Team Services	Ryan Lichtenfels
Hockey Operations Manager	Chase Flanigan
Team Services Manager	David Schenker
Team Services Analyst & Amateur Scout	Gabriella Switz
Director of High Performance	Jeremy Bettle
Head of Sports Science & Performance, Head Strength & Conditioning Coach	Matt Herring
Assistant Strength & Conditioning Coach	Christoph Wyss
Head of Athlete Well-being	Leif Mollo
Head Athletic Trainer	Joe Huff
Assistant Athletic Trainer	Chad Walker
Massage Therapist	Mike Griebel
Director of Physical Therapy	Kevin Taylor
Head Equipment Manager	Chris Aldrich
Assistant Equipment Manager	Matt Brayfield
Assistant Equipment Manager	Jeff Tyni
Medical Director, Primary Care Physician	Dr. Kenton Fibel
Orthopedic Surgeon	Dr. Orr Limpisvasti
Oral Surgeon	Dr. Bao-Thy Grant
Orthopedic Surgeon	Dr. Brian Schulz
Foot/Ankle Surgeon	Dr. Ken Jung
Hand Surgeon	Dr. David Hay
Primary Care Physician	Dr. Chris Kroner
Internal Medicine	Dr. Satoshi Kamada
Team Neuropsychologist	Dr. Josh Johnson
Sports Dietitian	Kim Storm



A TRADITION OF

EXCELLENCE

THE BEGINNINGS

Embarking on its 85th season of play in 2020-21, the American Hockey League is continuing a tradition of excellence that began in 1936 when the Canadian-American Hockey League joined with the International Hockey League to form what is today known as the AHL. Eight teams hit the ice that first season, representing Buffalo, Cleveland, New

Haven, Philadelphia, Pittsburgh, Providence, Springfield and Syracuse.

Frank Calder, the National Hockey League's president at the time, was instrumental in the forming of this new league, and his name would be given to its championship trophy. **The first Calder Cup was won by the Syracuse Stars in 1937; the Hershey Bears have**

championships in league history with 11.

From those roots, the American Hockey League has grown into a 31-team, coast-to-coast league that provides fans with exciting, high-level professional hockey while preparing thousands of players, coaches, officials, executives, trainers, broadcasters and more for careers in the NHL.

BY THE NUMBERS

88.5%

Percentage of all NHL players in 2019-20 who were graduates of the AHL

866

Former AHL players who skated in the NHL last season

353

AHL players who also played in the NHL in 2019-20

223

Former 1st- and 2nd-round NHL draft picks who skated in the AHL in 2019-20

THE PLAYERS

In today's National Hockey League nearly 90 percent of the players are AHL alumni, including 2020 Vezina Trophy winner **Connor Hellebuyck**, Norris Trophy recipient **Roman Josi** and Hart Trophy winner **Leon Draisaitl**. The 2020 Stanley Cup champion Tampa Bay Lightning were stocked with AHL graduates including **Andrei Vasilevskiy**, **Nikita Kucherov**, and former Calder Cup champions **Ondrej Palat**, **Alex Killorn** and **Tyler Johnson**.

During the 2019-20 season, a total of 866 AHL alumni played in the National Hockey League. There were 353 players who skated in both leagues last year alone, including the New York Rangers' **Igor Shesterkin**, Anaheim's **Troy Terry**, Dallas's **Joel Kiviranta** and Montreal's **Jesper Kotkaniemi**.

In addition, more than 220 former first- and second-round NHL draft picks developed their skills in the AHL last season, including **Filip Zadina**, **Evan Bouchard**, **Morgan Frost**, **Owen Tippett**, **Jack Studnicka**, **Josh Norris** and **Jake Bean**.

THE LEGENDS

For the past eight decades, the American Hockey League has been home to some of the greatest players in the history of our sport.

In fact, **more than 100 honored members of the Hockey Hall of Fame have been affiliated with the AHL during their careers.**

All-time greats like **Johnny Bower**, **Toe Blake**, **Gump Worsley**, **Terry Sawchuk**, **Glenn Hall**, **Brad Park**, **Ken Dryden**, and **Brett Hull** came through the AHL ranks and now find themselves enshrined in Toronto, and the coveted Calder Cup is inscribed with the names of legendary AHL alumni like **Patrick Roy**, **Larry Robinson**, **Gerry Cheevers**, **Andy Bathgate**, **Tim Horton**, **Al Arbour**, **Emile Francis**, **Doug Harvey**, and **Billy Smith**.


"Without my time in the AHL, the door to the NHL does not open."

- **JON COOPER**
2011-12 AHL COACH OF THE YEAR
2012 CALDER CUP CHAMPION
2020 STANLEY CUP CHAMPION

THE COACHES

At the start of the 2020-21 season, the National Hockey League featured 23 head coaches who were former AHL bench bosses, including 2020 Stanley Cup winner **Jon Cooper** of the Tampa Bay Lightning and 2020 Jack Adams Award recipient **Bruce Cassidy** of the Boston Bruins.

Colorado's **Jared Bednar**, Washington's **Peter Laviolette**, Pittsburgh's **Mike Sullivan**, Nashville's **John Hynes**, Vancouver's **Travis Green** and Dallas's **Rick Bowness** are also among the current NHL coaches who spent time in the American Hockey League before making the jump.





SAN DIEGO GULLS COMMITMENT TO THE COMMUNITY

The San Diego Gulls take pride in serving the San Diego and Southern California community through a variety of charitable fundraisers, educational programs and outreach activities, as well as the San Diego Gulls Foundation. The San Diego Gulls strive to be actively involved in the local community. This commitment ranges from in-kind donations, charity tickets, recreational and educational programs, and the dedicated involvement of players, coaches, broadcasters, staff, mascot, Gulls Elite and The Colony members.

Under the guidance and example set forth by our owners, Henry and Susan Samuelli, philanthropic support and giving is not only our responsibility as a member of the Southern California community, but something that is ingrained in the identity as a team, staff and fan base.

SAN DIEGO GULLS FOUNDATION

The San Diego Gulls Foundation serves as the team's main charitable beneficiary, having raised more than \$521,000 to date since its inception in 2016. The mission of the San Diego Gulls Foundation is to facilitate and support programs that produce positive change for children and families throughout San Diego by providing educational opportunities, broadening access to the sport of hockey and addressing the health and wellness needs of our community.

READING IS THE G.O.A.L.

In 2017-18 the San Diego Gulls launched their inaugural Reading is the Goal program, a free program to all fourth-grade students in San Diego. Reading is the Goal conveys the importance of reading as the foundation to success and to continue cultivating a love for reading amongst the participants in the program. The program, which has reached over 3,500 students and has contributed to an additional 2.5 million minutes read by fourth-grade students in the Greater San Diego area, rewards students for their time spent reading per day within a 30-day period. The program also provides participating classrooms with a package of much needed school supplies.

LEARN TO PLAY

The San Diego Gulls Learn to Play offers first-time hockey players the chance to get on the rink in full hockey equipment for free. Players receive instruction on the basics of hockey and skating.

Participants in San Diego Gulls Learn to Play are provided with an equipment bag, helmet, shin guards, hockey pants, elbow pads, shoulder pads, gloves and a jersey to use for the four-week session in order to be fully protected on the rink. The program is designed for participants ages four to 12 years old. Rental skates will be available at the rink each week. The use of full hockey equipment not only gives participants the feel of what it's like to be a hockey player but also enables them to get used to skating, wearing all of the hockey gear.

SAN DIEGO GULLS ANNUAL GOLF CLASSIC

The annual San Diego Gulls Golf Classic brought to you by San Diego Honda Dealers features Gulls players, coaches, broadcasters and other local celebrities to golf alongside fans and supporters to raise funds to benefit the San Diego Gulls Foundation. The San Diego Gulls Golf Classic brought to you by San Diego Honda Dealers offers on-course gifts and competitions, and use of a rocket launcher in place of a driver, in addition to silent auctions and memorabilia raffles.



SAN DIEGO GULLS BOWLING NIGHT

Launched in 2018, the San Diego Gulls annual Bowling Night features Gulls players, coaches and broadcasters bowling alongside fans and supporters to raise funds to benefit the San Diego Gulls Foundation. Each lane provided a group of bowlers the opportunity to bowl with a San Diego Gulls player, coach or VIP for the night. The signature night also includes silent auctions and memorabilia raffles, including player-worn bowling shirts.



VISITS AND APPEARANCES

Each season, the San Diego Gulls appear at a variety of community events. The Gulls make regular visits to Rady Children's Hospital, Ronald McDonald House, local schools as part of Reading is the Goal and street hockey clinics, local team practices, outdoor skating, youth hockey clinics and rinks outreach efforts, and appear at local youth organizations, special events, charitable fundraisers and much more.

DONATIONS

The San Diego Gulls are dedicated to assisting charitable organizations throughout the community to raise funds by providing auction items for local events. Organizations interested in requesting a donation must be a 501(c)(3) agency located in Southern California. Requests must be submitted at least eight weeks prior to the date of the event online through the Gulls website: www.SanDiegoGulls.com/DonationRequests.

GAME NIGHT ACTIVITIES

San Diego Gulls games are a great opportunity to feature local nonprofit organizations and highlight

the needs in the community. Each season, the Gulls host a variety of activities at home games, including awareness nights for the hockey club's pillar initiatives in Hockey Fights Cancer, Military Weekend, Pink in the Rink, First Responders Night and USA Hockey's Hockey Weekend Across America. In addition, the Gulls began annual awareness nights in 2019-20 for Rady Children's Hospital (Family Day) to raise funds for the largest children's hospital in California, and Community Night for fans to help distribute \$35,000 in San Diego Gulls Foundation funds to 10 local nonprofit organizations. The club also hosts food drives to support the Jacobs & Cushman San Diego Food Bank, toy drives to support Rady Children's Hospital and Ronald McDonald House San Diego, as well as in-game Gulls memorabilia auctions and raffles to benefit the San Diego Gulls Foundation and numerous other nonprofits.

COMMITMENT TO THE MILITARY

The San Diego Gulls are committed to supporting our troops and being a part of the extensive military community in San Diego. The Gulls consistently honor those who have served, both past and present, and provide opportunities for service members and their families to enjoy Gulls hockey. Military Weekend was introduced by the San Diego Gulls in their inaugural 2015-16 to provide corporate partners and season ticket holders the opportunity to work together to recognize and thank local military families by donating hundreds of tickets to Gulls games. More than 4,000 tickets are now donated to local military organizations as part of the hockey club's annual Military Weekend games. The Gulls also recognize former service members during the third period of each home game honoring a Military Hero of the Game.



SPECIALTY JERSEY AUCTIONS

Each season, the San Diego Gulls unveil a number of specialty jerseys in support of raising awareness for community and partner organizations. The Gulls wear specialty military-themed jerseys, pink jerseys and lavender sweaters each season in-game to honor Military Weekend, Pink in the Rink and Hockey Fights Cancer respectively. In 2018-19, the Gulls wore a throwback jersey inspired by the 1960's Gulls in honor of Willie O'Ree's 2018 induction into the Hockey Hall of Fame. The Gulls have also worn and auctioned specialty warmup jerseys on awareness nights or promotional nights, including Star Wars, Dia De Los Muertos, St. Patrick's Day, 80's Night and Autism Awareness. The game-worn and warmup jerseys are signed by Gulls players and auctioned to raise money for the San Diego Gulls Foundation and to support and benefit community partners of the night.

SURPRISE PUCK FUNDRAISER

Each season, the San Diego Gulls Foundation sells a commemorative series Surprise Puck Set, featuring five limited edition pucks with proceeds benefiting a local nonprofit or the San Diego Gulls Foundation. Fans pick an individually wrapped puck at random and receive a Gulls player-autographed commemorative puck. A select number of pucks will include a unique Gulls prize.



SHOP WITH A JOCK

The entire roster of San Diego Gulls players serve as holiday helpers during the holiday season as part of the annual Junior Seau Foundation Shop With A Jock. The event pairs professional and collegiate athletes from local teams with children from the Boys and Girls Clubs of Greater San Diego to provide

underprivileged children around San Diego County with the opportunity to purchase gifts for their loved ones. The event's goal is to teach the children the importance of giving during the holidays.



STAFF VOLUNTEERING

The San Diego Gulls are committed to making an impact in the community at all levels of the organization. San Diego Gulls employees are dedicated to volunteering their time to a variety of local nonprofit organizations. The group has participated in activities such as California Coastal Cleanup Day to beautify the San Diego coastline, ice skating parties, visiting the Wounded Warrior Project, numerous holiday visits to the Armed Services YMCA, preparing meals for the Meals on Wheels to deliver food to the homeless, Month of A Million Meals fundraising phone bank, blood drives for the San Diego Blood Bank, preparing and serving food at Ronald McDonald House San Diego, sorting and packaging food for the San Diego Food Bank's Food 4 Kids Backpack Program and participating in the Anaheim Ducks We Give Thanks Thanksgiving Dinner at Honda Center to help serve and host a Thanksgiving feast to the homeless and less fortunate.

SAN DIEGO HOCKEY COMMUNITY AWARDS BANQUET

The San Diego Gulls Foundation launched its annual Community Awards Banquet to celebrate local youth hockey players and coaches for their commitment to the sport of hockey. The inaugural event in 2019-20 was celebrated virtually due to the COVID-19 pandemic. Each award recipient received a grant to be used toward the purchase of needed ice or roller hockey equipment. The Gulls also partnered with the Doc Jacobs Foundation to award grants to six local military families to support children playing ice hockey at a San Diego ice rink.



FOX 5 SAN DIEGO IS THE DESTINATION FOR THE MOST COMPREHENSIVE COVERAGE OF THE SAN DIEGO GULLS.

In its third season as a telecast partner, FOX 5 San Diego features Andy Zilch as play-by-play announcer and BJ MacPherson as the Gulls analyst in the booth. FOX 5 Sports host Troy Hirsch joins the broadcast team as an in-game host and as reporter to offer in-game updates and reports throughout each telecast.

FOX 5 Sports Final returns to offer pre- and postgame coverage each telecast on FOX 5 San Diego. Fox 5 Sports Final brings fans closer to the team with player and coach interviews, game analysis and much more. Bi-weekly, FOX 5 San Diego will host a 30-minute Gulls-centric show, Gulls All-Access, which will take fans inside the Gulls organization. Hosted by Zilch, Gulls All-Access goes behind the scenes with player interviews, exclusive features, highlights and unmatched access to the team.

FOX 5 San Diego is the local FOX network TV station proudly serving San Diego television viewers and advertisers with high-quality news, entertainment, sports and more. Broadcasting locally in high definition on digital TV channel 69.1 and cable channels 705 and 5, the station is known by the call letters KSWB, and the signal began broadcasting in San Diego Sept. 30, 1985. Over the years the station has seen many changes and improvements to its programming and technology. Today as a top rated FOX television network affiliate, FOX 5 San Diego produces 10.5 hours of local news every weekday, and another four hours each weekend, all of it in high definition. Additionally, the station carries programming on its digital sub channels and operates FOX 5 San Diego branded online, mobile and social platforms.



GULLS GAMES ON THE RADIO ARE STREAMED LIVE ON THE SAN DIEGO GULLS AUDIO NETWORK ON THE iHEARTRADIO APP.

With over a quarter of a billion monthly listeners in the U.S. and over 131 million social followers, iHeartMedia has the largest national reach of any radio or television outlet in America. As the leading audio and media company in the U.S., iHeartMedia serves over 150 local markets through 856 owned radio stations, and the company's radio stations and content can be heard on AM/ FM, on satellite, at iHeartRadio.com, on the company's station websites and on iHeartRadio, iHeartMedia's digital music, podcast, on demand and live streaming radio service, available on over 250 platforms and 2,000 devices, including on digital auto dashes, tablets, wearables and smartphones, on virtual assistants, smart speakers, TVs and gaming consoles.

Pre- and post-game radio shows accompany all broadcasts, and regularly scheduled hockey-related programming will be part of iHeartMedia San Diego's daily lineup. Radio coverage begins with the season opener on Friday, Feb. 5 and continues throughout the regular season and playoffs.

iHeartRadio offers users the country's top live radio stations, personalized custom artist stations created by just one song or seed artist, on demand features and the top podcasts and personalities. The all-in-one digital service has more than 1.7 billion downloads, 120 million registered users and is the No. 1 commercial radio podcaster in the U.S.

iHeartMedia's platforms include radio broadcasting, online, mobile, digital, social, podcasts, personalities and influencers, live concerts and events, syndication, music research services and independent media representation. iHeartMedia is a division of iHeartMedia, Inc. (PINK: IHRTQ). Visit iHeartMedia.com for more company information.



RADIO INFORMATION



ANDY ZILCH

PLAY-BY-PLAY

Andy Zilch enters his third season as the San Diego Gulls' play-by-play voice on FOX 5 San Diego and the San Diego Gulls Audio Network. Zilch joined the Gulls in 2018 after spending the previous six seasons calling professional hockey in the National Hockey League (NHL), AHL and ECHL. Zilch spent two seasons as the Utica Comets play-by-play broadcaster and Director of Communications for the AHL club from 2016-18. During the 2018 AHL All-Star Classic, Zilch was the radio play-by-play broadcaster for the league's flagship event on SiriusXM NHL Network Radio.

He spent 2014-16 as the play-by-play broadcaster for the Springfield Falcons of the AHL in addition to serving as the club's Manager of Communications. During the 2015-16 season, Zilch was selected by the St. Louis Blues to fill in for radio play-by-play broadcaster Chris Kerber for a game.

Prior to his AHL career, Zilch spent two seasons (2012-14) with the Greenville Road Warriors of the ECHL, serving as the voice of the hockey club and overseeing media relations.

He also served as a broadcast intern with both the St. Louis Blues (2010-12) and St. Louis Rams (2006-09). Earning a bachelor's degree in Mass Communications at Lindenwood University, Zilch served three years as the television and radio play-by-play announcer for men's and women's ice hockey, as well as men's roller hockey. He also called the 2006 Division I women's national championship game.

B.J. MACPHERSON

ASSISTANT EQUIPMENT MANAGER

B.J. MacPherson enters his sixth season as the television and radio color analyst for the San Diego Gulls. He has called all home games and numerous away games during the club's first five seasons, and also serves as co-host of the hockey club's weekly podcast.

MacPherson played seven seasons of professional hockey from 1994-2001, appearing in a combined 774 games in the AHL, West Coast Hockey League (WCHL) and International Hockey League (IHL). He was a member of the WCHL San Diego Gulls from 1996-2001 (captain in 2000-01), earning 137-208=345 points with a +163 rating and 699 penalty minutes (PIM) in 309 games. He helped lead the Gulls to three Taylor Cup championships in 1997, 1998 and 2001, scoring 19-29=48 points with 115 PIM in 52 Taylor Cup games.

The Toronto, Ontario native appeared in 13 career AHL games with the Worcester IceCats (1995-96), earning 1-1=2 points with 18 PIM. In 133 ECHL contests, MacPherson collected 42-82=124 points with a +10 rating and 402 PIM with the Greensboro Monarchs (1994-95) and Toledo Storm (1994-96). He also appeared in 10 IHL games with the Long Beach Ice Dogs (1996-99) and Las Vegas Thunder (1996-97), collecting 2-2=4 points and 11 PIM.



The Gulls will temporarily play home games during the 2020-21 season at FivePoint Arena at Great Park Ice in Irvine, Calif. to ensure all players within the Anaheim Ducks organization are in one location under the same health protocols. The Gulls are committed to San Diego long-term and will return to Pechanga Arena San Diego as soon as it is feasible for the organization and deemed safe by local and state health officials to welcome back fans to the arena.

Great Park Ice is a state-of-the-art public ice facility at the Orange County Great Park in Irvine, Calif. Opened Mar. 7, 2019 and located in the Orange County Great Park, the 280,000-square-foot facility is the largest in California and one of the nation's most expansive ice facilities.

The \$115-million Great Park Ice facility welcomes one million participants and visitors annually. Financially supported by the Samueli Foundation with zero taxpayer dollars, the facility includes four sheets of ice along with a 7,000-square-foot dryland training center, including FivePoint Arena which features seating for 2,500 spectators and a video board above center ice.

Great Park Ice is home to a 20,000-square-foot practice facility for the Anaheim Ducks, where the club also hosts its annual training camp and prospect development camp. The facility is also home of the Jr. Ducks and Lady Ducks programs, and serves as a training facility for U.S. Figure Skating. Great Park Ice hosts youth and adult hockey programs, regional and national

tournaments, Learn to Skate and Learn to Play programs, sled hockey, figure skating, speed skating, curling, broomball, public recreational skating, the Top Flight program designed for participants with special needs, the Anaheim Ducks High School Hockey League and other local corporate and community events.

The Anaheim Ducks hosted their first-ever Rookie Faceoff tournament at Great Park Ice, Sept. 7-10, 2019, a six-team rookie tournament featuring nine total games. The Rookie Faceoff featured the Ducks, Los Angeles Kings, Vegas Golden Knights, Arizona Coyotes, San Jose Sharks and Colorado Avalanche. Great Park Ice also hosted the SoCal Clash series between the Harvard Crimson and Arizona State University Sun Devils, Dec. 28-29, 2019, marking the first NCAA Division I games in California since 1999.

All proceeds generated from the Great Park complex go to further the growth of ice sports and activities locally.



For over 50 years, Pechanga Arena San Diego has been San Diego's leading destination for sporting events, family shows and live entertainment. Pechanga Arena San Diego hosts 125 events and 750,000 visitors each year, and has hosted notable events in sports history as well as some of the biggest names in the music industry. Now, the arena and its first-ever sports tenet have come full circle, as professional hockey returned to San Diego in 2015.

Born out of the vision and commitment of San Diego sports legend Bob Breitbard, the Pechanga Arena San Diego (formerly San Diego International Sports Center), was built in 1966 with the purpose of bringing professional sports to the San Diego region.

The arena opened its doors Nov. 17, 1966 when the San Diego Gulls of the Western Hockey League won their home opener, 4-1, over the Seattle Totems in front of a crowd of 11,682 San Diego sports fans. Since then, the venue has housed professional basketball, hockey and indoor soccer, and welcomed professional lacrosse in the fall 2019. On Nov. 18, 2016, the newest iteration of the San Diego Gulls commemorated the 50-year anniversary of Pechanga Arena San Diego when they defeated the San Jose Barracuda, 3-2.

Pechanga Arena San Diego has played host to some of the most memorable moments in sports history, including Ken Norton's split decision over Muhammad Ali in 1973, delivering boxing's world championship to Norton in a famous bout. Irish miler Eamonn Coghlan stunned the world of track and field not once, but twice at Pechanga Arena San Diego, shattering the world record for the indoor mile in both 1979 and 1981, setting a standard in 1981 that stood for 16 years.

The arena was home to two National Basketball Association teams, the San Diego Rockets (1967-71) and San Diego Clippers (1978-84), while it hosted the 1971 NBA All-Star Game and the 1975 NCAA men's basketball Final Four, where UCLA was victorious in John Wooden's final game. Pechanga Arena San Diego is currently home to the Gulls, San Diego Seals (National Lacrosse League), San Diego Sockers (Major Arena Soccer League) and San Diego Strike Force (Indoor Football League).

Among the illustrious musical acts to have performed at Pechanga Arena San Diego, the names and sold-out crowds' memories are too many to fully capture. Elvis Presley (1970), Jimi Hendrix (twice), The Rolling Stones (four times), Led Zeppelin (seven times), Pink Floyd and Elton John are but a few of the legends to have graced the arena. Today, modern blockbuster acts like Taylor Swift, Carrie Underwood, Justin Timberlake, U2, Bruno Mars and Justin Bieber continue the tradition with a new generation of music fans.

In 2008, Pechanga Arena San Diego partnered with ASM Global, one of the world's leading providers of innovative live sports and entertainment. ASM Global brought new resources for recent improvements made to Pechanga Arena San Diego, and the return of San Diego Gulls hockey has taken the arena a step higher from its already elite position as a multi-purpose facility. The Gulls partnered with ASM Global to bring a brand-new scoreboard and LED ring, an upgraded sound system and new LED lighting. In addition, ASM Global invested in the facility's transformation the past eight years which includes a new parking lot, new entrances, new bathrooms, new seating, the renovation and rebrand of the Stella Artois Lounge and the addition of the GMC Denali PIT, among many other improvements.



The NHL made a second entrance into the Southern California region in December of 1992, when the Walt Disney Company was awarded the rights to an expansion NHL franchise, beginning play during the 1993 season.

On the heels of the hit movie "The Mighty Ducks", released on October 2, 1992, Disney announced their new team would be named the "Mighty Ducks of Anaheim". The franchise debuted on October 8, 1993 at home, a 7-2 loss to the Detroit Red Wings, and played to sellouts in 27 of its first 41 home games. The Mighty Ducks rose to reach the Stanley Cup Finals in 2002-03, losing a classic seven-game series to the New Jersey Devils. Goalie Jean-Sebastien Giguere was named the Conn Smythe Trophy winner, only the fifth recipient to earn the honor as a member of the losing team.

In the spring of 2005, Henry and Susan Samuelli entered into an agreement with the Walt Disney Company to purchase the Ducks franchise. In the Samuelli's first year of ownership, the Ducks showed immediate success on the ice, setting a then-franchise record for wins [43] while winning two playoff series over Calgary and Colorado before eventually bowing in the 2006 Western Conference Finals to Edmonton.

On June 22, 2006, a new era began as the franchise was officially renamed the Anaheim Ducks. The team debuted a new logo and color scheme, featuring a color palette of black, gold and orange, with the orange accent a nod to the team's Orange County home. A stylized "D", echoing the image of a duck's foot or footprint, was incorporated into the team logo.



MIGHTY DUCKS OF ANAHEIM LOGO, 1992



The Ducks debuted under their new name and logo in the 2006-07 season, and the conversion was as successful as any NHL team could dream or hope for, as the franchise advanced all the way to win its first Stanley Cup. Breaking team records for wins (48) and standings points (110), the Ducks won their first Pacific Division title in franchise history, leading the standings for the final 72 games of the regular season. The Ducks defeated the Minnesota Wild (4-to-1), Vancouver Canucks (4-to-1), Detroit Red Wings (4-to-2) and Ottawa Senators (4-to-1) on the road to the Stanley Cup. Defenseman Scott Niedermayer was named the franchise's second Conn Smythe Trophy award winner as playoff MVP. It was the first Stanley Cup championship for a West Coast team since the Victoria Cougars in 1925, and the first for a U.S. West Coast team since the 1917 Seattle Metropolitans.

Under General Manager Bob Murray, who was named to his current post in 2008, the franchise has enjoyed a sustained run of success, winning five consecutive Pacific Division titles from 2013-17 while qualifying for the playoffs for the sixth consecutive year, equaling the second-longest streak in the NHL. In 2017-18, with 101 points, Anaheim became the only NHL team to post 100-plus points in each of the five seasons from 2013-18.

Anaheim's 2018-19 regular season was the club's 25th Anniversary season presented by UCI Health. The team held its home opener Oct. 8, 2018 versus the Detroit Red Wings at Honda Center, 25 years to the day after Anaheim's inaugural game in 1993. The Ducks retired the jerseys of Paul Kariya and Scott Niedermayer last season as part of the franchise's 25th anniversary celebrations, joining Teemu Selanne's retired No. 8 jersey in the Honda Center rafters. Kariya's No. 9 jersey was raised Oct. 21 vs. Buffalo, with Niedermayer's No. 27 following Feb. 17 vs. Washington.

Among NHL clubs the Ducks joined in the inaugural 1993-94 season, Anaheim leads Western Conference teams and ranks fourth among all clubs in points percentage (.541). Anaheim also ranks third among NHL clubs in all-time playoff points percentage (minimum five playoff appearances).

On June 17, 2019, Anaheim introduced Dallas Eakins as the 10th head coach in franchise history. Eakins was the first head coach in San Diego Gulls history, leading the club its first four seasons from 2015-19. Eakins' first season behind the bench was cut short due to the COVID-19 pandemic, with Anaheim going 29-33-9 in the shortened season.



HISTORY OF THE ANAHEIM DUCKS

ALL-TIME DUCKS PRIMARY AFFILIATE RECORDS

SEASON	TEAM	LEAGUE	COACH	REGULAR SEASON								PLAYOFFS			
				GP	W	L	T	OTL	PTS	%	GP	W	L	T	%
1993-94	SAN DIEGO GULLS	IHL	HAROLD SNEPSTS	81	42	28	11	0	95	0.586	9	4	5		0.444
1994-95	SAN DIEGO GULLS	IHL	WALT KYLE	81	37	36	8	0	82	0.506	5	2	3		0.400
1995-96	BALTIMORE BANDITS	AHL	WALT KYLE	80	33	36	9	2	77	0.481	12	6	6		0.500
1996-97	BALTIMORE BANDITS	AHL	MOE MANTHA	80	30	37	10	3	73	0.456	3	0	3		0.000
1997-98	CINCINNATI MIGHTY DUCKS	AHL	MOE MANTHA	80	23	37	13	7	66	0.413	-	-	-		-
1998-99	CINCINNATI MIGHTY DUCKS	AHL	MOE MANTHA	80	35	39	4	2	76	0.475	3	0	0		0.000
1999-00	CINCINNATI MIGHTY DUCKS	AHL	MOE MANTHA	80	30	37	9	4	73	0.456	-	-	-		-
2000-01	CINCINNATI MIGHTY DUCKS	AHL	MIKE BABCOCK	80	41	26	9	4	95	0.594	4	1	3		0.250
2001-02	CINCINNATI MIGHTY DUCKS	AHL	MIKE BABCOCK	80	33	33	11	3	80	0.500	3	1	2		0.333
2002-03	CINCINNATI MIGHTY DUCKS	AHL	BRAD SHAW	80	26	35	13	6	71	0.444	-	-	-		-
2003-04	CINCINNATI MIGHTY DUCKS	AHL	BRAD SHAW	80	29	37	13	1	72	0.450	9	5	4		0.556
2004-05	CINCINNATI MIGHTY DUCKS	AHL	BRAD SHAW	80	44	31	1	4	93	0.581	12	5	7		0.417
2005-06	PORTLAND PIRATES	AHL	KEVIN DINEEN	80	53	19	5	3	114	0.713	19	11	8		0.579
2006-07	PORTLAND PIRATES	AHL	KEVIN DINEEN	80	37	31	3	9	86	0.538	-	-	-		-
2007-08	PORTLAND PIRATES	AHL	KEVIN DINEEN	80	45	26	5	4	99	0.619	18	11	7		0.611
2008-09	IOWA CHOPS	AHL	GORD DINEEN	80	33	33	4	10	80	0.500	-	-	-		-
2009-10	SYRACUSE CRUNCH	AHL	ROSS YATES	80	34	39	4	3	75	0.469	-	-	-		-
2010-11	SYRACUSE CRUNCH	AHL	MARK HOLICK	80	35	38	3	4	77	0.481	-	-	-		-
2011-12	SYRACUSE CRUNCH	AHL	HOLICK/YAWNEY	76	37	29	5	5	84	0.553	4	1	3		0.250
2012-13	NORFOLK ADMIRALS	AHL	TRENT YAWNEY	76	37	34	4	1	79	0.520	-	-	-		-
2013-14	NORFOLK ADMIRALS	AHL	TRENT YAWNEY	76	40	26	3	7	90	0.592	10	5	5		0.500
2014-15	NORFOLK ADMIRALS	AHL	JARROD SKALDE	76	27	39	6	4	64	0.421	-	-	-		-
2015-16	SAN DIEGO GULLS	AHL	DALLAS EAKINS	68	39	23	4	2	84	0.618	9	4	5		0.444
2016-17	SAN DIEGO GULLS	AHL	DALLAS EAKINS	68	43	20	3	2	91	0.669	10	4	6		0.400
2017-18	SAN DIEGO GULLS	AHL	DALLAS EAKINS	68	36	28	3	1	76	0.559	-	-	-		-
2018-19	SAN DIEGO GULLS	AHL	DALLAS EAKINS	68	36	24	5	3	80	0.588	16	9	7		0.563
2019-20	SAN DIEGO GULLS	AHL	KEVIN DINEEN	57	30	19	6	2	68	0.596	-	-	-		-
TOTALS				2075	965	840	174	96	2200	0.530	146	69	74		0.473



HISTORY OF THE SAN DIEGO GULLS



On Jan. 29, 2015, the Anaheim Ducks announced that the National Hockey League (NHL) club would purchase the Norfolk Admirals American Hockey League (AHL) franchise and relocate it from Norfolk, Va., to San Diego. The Ducks joined affiliates from the Los Angeles Kings (Ontario, Calif.), San Jose Sharks (San Jose, Calif.), Calgary Flames (Stockton, Calif.) and Edmonton Oilers (Bakersfield, Calif.) in the newly created AHL Pacific Division.

The official logo and team colors of blue, orange and black were unveiled at a free event Feb. 22, 2015. More than 8,500 eager hockey fans waited in a line, wrapping around Pechanga Arena San Diego for the opportunity to be a part of hockey's return to San Diego. Dallas Eakins was named the first Head Coach of the Gulls June 26, 2015.

The San Diego Gulls took the ice Oct. 10, 2015 to open their inaugural AHL season in front of a sellout crowd of 12,920 at Pechanga Arena San Diego. Nick Ritchie, selected by Anaheim in the first round (10th overall) of the 2014 NHL Draft, scored the first AHL goal in Gulls history en route to a 4-2 victory over the Grand Rapids Griffins.

San Diego concluded the 2015-16 regular season with a record of 39-23-4-2, earning second place in the Pacific Division and fifth in the Western Conference. The Gulls made their first appearance in the Calder Cup Playoffs Apr. 21, 2016 at the Texas Stars and won their first-ever playoff series (3-1) vs. Texas. The Gulls advanced to the Pacific Division Finals, eventually falling to the Ontario Reign in five games (4-1). In the inaugural season, San Diego ranked second among league leaders in average attendance (8,675), bringing nearly 300,000 fans to watch Gulls hockey at Pechanga Arena San Diego.

Following the 2016-17 season which saw the Gulls advance to the Pacific Division Finals after a 43-20-3-2 record in the regular season, San Diego was recognized as winners of the President's Award as the AHL Team of the Year, given to an AHL organization for overall excellence as voted on by all AHL team presidents.

One of the highlights of 2016-17 was the introduction of Gulls hockey to the masses, as the club televised its first AHL game Feb. 12, 2017 (a 4-0 win vs. Bakersfield), the highest level of San





Diego hockey broadcast in the region on FOX 5 San Diego. The televised game was also the first TV broadcast by a club in the newly-created AHL Pacific Division.

San Diego finished its 2017-18 season with a 36-28-3-1 record and 76 points, tied for fourth in the Pacific Division. Off the ice, the Gulls led the AHL in attendance in 2017-18 (9,305 avg.), setting new club marks for a third consecutive season in average and overall attendance (316,368), in addition to a franchise record six sellouts. San Diego became the first team in 12 seasons to usurp the Hershey Bears atop the league's attendance charts. For a third consecutive season, San Diego was named the AHL's ticket sales department of the year.

The Gulls finished their fourth season in the AHL's Pacific Division with a 36-24-5-3 record for 80 points and third place in the division in 2018-19. San Diego set a new club record for goals in a single season (236) to rank second among AHL teams with 3.51 goals-per game. San Diego led the AHL in attendance for the second straight season (9,021 avg. per game).

The 2019 postseason marked San Diego's third appearance in the Calder Cup Playoffs. San Diego advanced to the Western Conference Finals for the first time in club history after eliminating the top seed in the Western Conference (Bakersfield) in six games. The Gulls also defeated San Jose in four games (3-1) in the First Round.

San Diego has won the most playoff series among

Pacific Division clubs since its inception in 2015 (4), surpassing the three by Texas (all in 2018). San Diego also leads the Pacific Division with 17 all-time playoff wins. The Gulls (three times), Toronto Marlies (four times) and Hershey Bears (three times) are the only AHL teams to advance to the Division Finals on three-or-more occasions since the inception of the current division format in 2015. San Diego is the only team in the Pacific Division to advance beyond the First Round on multiple occasions.

On July 15, 2019, Kevin Dineen was named the second Head Coach in Gulls franchise history after Eakins was named the 10th head coach in Anaheim Ducks history June 17, 2019. Dineen rejoined the Anaheim organization after coaching the club's primary development affiliate from 2005-08 in Portland, Maine (Portland Pirates, AHL).

The Gulls completed their fifth season in the AHL's Pacific Division with a 30-19-6-2 record in 57 games, with the May 11 cancellation of the 2019-20 regular season and 2020 Calder Cup Playoffs due to the COVID-19 outbreak.

In five AHL seasons, San Diego has posted a record of 184-114-21-10, including 96-54-9-5 at home and 88-60-12-5 on the road, leading the Pacific Division in all-time wins, points (399) and points percentage (.606) since the division's inception in 2015-16. The Gulls are the only Pacific Division club to finish among the top four teams in the division in all five AHL seasons.

Professional hockey in San Diego has a rich history, dating to the San Diego Skyhawks of the Pacific Coast Hockey League in 1944. San Diego has been home to several professional teams and leagues through the years, including the aforementioned Skyhawks (1944-50), Gulls of the Western Hockey League (1966-74), Mariners of the World Hockey Association (1974-77) and Pacific Hockey League (1977-78), Hawks of the PHL (1978-79), and Gulls of the International Hockey League (1990-95), West Coast Hockey League (1995-03) and ECHL (2003-06). San Diego hockey teams have won six championships, including the 1948-49 PCHL Championship (Skyhawks), and WCHL Championships in 1995-96, 1996-97, 1997-98, 2000-01 and 2002-03 (Gulls).

The San Diego Skyhawks won the 1948-49 President's Cup with Morden "Ducky" Skinner behind the bench. In their six seasons playing in the downtown San Diego Glacier Gardens, the Skyhawks posted a combined record of 156-151-17. Glacier Gardens was located at Harbor Drive and Eighth Avenue, adjacent to the present-day Petco Park.

In 1966, San Diego was awarded a Western Hockey League franchise after the completion of the San Diego Sports Arena. Following a write-in contest for the team name, the Gulls and mascot Sandy Gull were born. The WHL Gulls played eight seasons at the Sports Arena from 1966-74, led by General Manager/Head Coach Max McNab for the first six seasons and Head Coach Jack Evans for the final two campaigns. McNab, father to current Anaheim Ducks Senior Vice President of Hockey Operations David McNab, served as Gulls General Manager for all eight seasons. The Gulls drew more than 315,000 fans for their inaugural season in 1966-67 as one of the top draws in the city of San Diego. They debuted Nov. 17, 1966 with a 4-1 victory over the Seattle Totems in front of a sellout crowd at the San Diego Sports Arena.

Perhaps the most prolific player in the history of San Diego hockey was forward Willie O'Ree, who played seven of the Gulls' eight WHL seasons from 1967-73. O'Ree, who had broken the NHL's color barrier as a member of the Boston Bruins, scored 153-161=314 points in 407 career games with the Gulls. He also made seven


consecutive trips to the WHL Playoffs with the Gulls from 1968-74, collecting 19-17=36 points in 40 postseason games. Wearing No. 20, O'Ree scored a career-tying 38 goals and won the WHL scoring title with 38-41=79 points in his second season with the Gulls in 1968-69.

In 1974, hockey returned to San Diego with a World Hockey Association team, the San Diego Mariners. The Mariners played three seasons at the Sports Arena from 1974-77, posting a record of 119-106-14 over their three seasons in the WHA, which disbanded following the 1976-77 campaign. Hockey remained in San Diego the following two seasons as a Pacific Hockey League affiliate, first as the Mariners (in 1977-78) and later as the San Diego Hawks (1978-79). O'Ree returned to San Diego as a member of the Hawks in his final professional season in 1978-79, collecting 21-25=46 points in 53 games.

The Southern California expansion of the International Hockey League in the 1990s returned hockey and the Gulls nickname to San Diego. The Gulls played five IHL seasons at the Sports Arena from 1990-95, going 216-149-44 and qualifying for the playoffs in four of five years. The IHL Gulls set a professional hockey record for most wins in a single season, going 62-12-8 en route to the Fred A. Huber Trophy with an IHL-record 132 standings points in 1992-93.

In 1995, San Diego's IHL franchise was relocated to Los Angeles, but the Gulls remained as a member of the newly created West Coast Hockey League. The WCHL Gulls won five league championships in 1996, 1997, 1998, 2001 and 2003 before joining the ECHL for three seasons from 2003-06. San Diego's final season of professional hockey came in 2005-06 with the ECHL's Gulls.

On Jan. 29, 2015, the Anaheim Ducks announced that the club would purchase the Norfolk Admirals American Hockey League franchise and relocate it from Norfolk, Va., to San Diego. The Ducks joined affiliates from the Los Angeles Kings (Ontario Reign), San Jose Sharks (San Jose Barracuda), Calgary Flames (Stockton Heat) and Edmonton Oilers (Bakersfield Condors) as well as existing affiliates from the Dallas Stars (Texas Stars) and Colorado Avalanche (San Antonio Rampage) in the newly created AHL Pacific Division.





SAN DIEGO HOCKEY HISTORY

ALL-TIME SAN DIEGO HOCKEY RECORDS

SEASON	TEAM	LEAGUE	GP	W	L	T	OTL
1944-45	SAN DIEGO SKYHAWKS	PCHL	18	11	7	0	-
1945-46	SAN DIEGO SKYHAWKS	PCHL	40	21	19	0	-
1946-47	SAN DIEGO SKYHAWKS	PCHL	60	33	26	1	-
1947-48	SAN DIEGO SKYHAWKS	PCHL	66	32	31	3	-
1948-49*	SAN DIEGO SKYHAWKS	PCHL	70	32	35	3	-
1949-50	SAN DIEGO SKYHAWKS	PCHL	70	27	33	10	-
1966-67	SAN DIEGO GULLS	WHL	72	22	47	3	-
1967-68	SAN DIEGO GULLS	WHL	72	31	36	5	-
1968-69	SAN DIEGO GULLS	WHL	74	33	29	12	-
1969-70	SAN DIEGO GULLS	WHL	72	33	29	10	-
1970-71	SAN DIEGO GULLS	WHL	72	33	27	12	-
1971-72	SAN DIEGO GULLS	WHL	72	32	31	9	-
1972-73	SAN DIEGO GULLS	WHL	72	32	29	11	-
1973-74	SAN DIEGO GULLS	WHL	78	40	33	5	-
1974-75	SAN DIEGO MARINERS	WHA	78	43	31	4	-
1975-76	SAN DIEGO MARINERS	WHA	80	36	38	6	-
1976-77	SAN DIEGO MARINERS	WHA	81	40	37	4	-
1977-78	SAN DIEGO MARINERS	PHL	42	20	22	0	-
1978-79	SAN DIEGO HAWKS	PHL	58	34	22	2	-
1980-91	SAN DIEGO GULLS	IHL	83	30	45	8	0
1991-92	SAN DIEGO GULLS	IHL	82	45	28	2	7
1992-93	SAN DIEGO GULLS	IHL	82	62	12	1	7
1993-94	SAN DIEGO GULLS	IHL	81	42	28	11	0
1994-95	SAN DIEGO GULLS	IHL	81	37	36	8	0
1995-96*	SAN DIEGO GULLS	WCHL	58	49	7	2	-
1996-97*	SAN DIEGO GULLS	WCHL	64	50	12	2	-
1997-98*	SAN DIEGO GULLS	WCHL	64	53	10	1	-
1998-99	SAN DIEGO GULLS	WCHL	71	45	19	7	-
1999-00	SAN DIEGO GULLS	WCHL	70	46	16	8	-
2000-01*	SAN DIEGO GULLS	WCHL	72	50	17	5	-
2001-02	SAN DIEGO GULLS	WCHL	72	47	22	3	-
2002-03*	SAN DIEGO GULLS	WCHL	72	45	22	5	-
2003-04	SAN DIEGO GULLS	ECHL	72	49	13	0	10
2004-05	SAN DIEGO GULLS	ECHL	72	35	29	4	4
2005-06	SAN DIEGO GULLS	ECHL	72	34	30	4	4
2015-16	SAN DIEGO GULLS	AHL	68	39	23	4	2
2016-17	SAN DIEGO GULLS	AHL	68	43	20	3	2
2017-18	SAN DIEGO GULLS	AHL	68	36	28	3	1
2018-19	SAN DIEGO GULLS	AHL	66	35	24	4	3
2019-20	SAN DIEGO GULLS	AHL	57	30	19	6	2
TOTALS			2742	1487	1022	191	42

* WON CHAMPIONSHIP





ANDREW AGOZZINO

LEFT WING



SHOOTS: Left **HEIGHT:** 5'9" **WEIGHT:** 185lbs
BORN: January 3, 1991 (30); Kleinburg, Ontario
ACQUIRED: Claimed by Anaheim on waivers from Pittsburgh, February 24, 2020
DRAFTED: Not drafted

2019-20

- Split the season with Anaheim and Pittsburgh, combining for 1-2=3 points with a +3 rating in 22 NHL games.
- Was claimed on waivers by Anaheim Feb. 24 and made his Ducks debut Feb. 25 vs. Edmonton.
- Recorded 13:05 TOI Mar. 6 vs. Toronto, the second-best mark of his NHL career.
- Scored his second career goal, which marked his first point as a Duck, Mar. 4 at Colorado.
- Made his Pittsburgh season debut Oct. 10, 2019 vs. the Ducks and went on to appear in 17 games with the Penguins, collecting two assists.
- Added 14-19=33 points with a +5 rating in 37 games with Wilkes-Barre/Scranton (AHL).
- Recorded 11 AHL multi-point efforts, including four multi-goal and five multi-assist games.
- Appeared in his 500th career AHL game with Wilkes-Barre/Scranton, Dec. 31, 2019 vs. Springfield.

CAREER

- Has led multiple AHL clubs in scoring, including Lake Erie in 2012-13 (20-32=52) and 2014-15 (30-34=64), San Antonio in 2017-18 (23-21=44) and Colorado in 2018-19 (26-34=60)...co-led Lake Erie in scoring in 2013-14 (17-32=49).
- Led multiple AHL club in goals, including Lake Erie (2012-13 and 2014-15), San Antonio (2017-18) and Colorado (2018-19).
- Is a three-time AHL All-Star, representing his clubs in 2012-13, 2018-19 and 2019-20.
- Currently ranks fourth in goals (160), fifth in points (385) eighth in games played (504) and 12th in assists (225) among all AHL players since his first full season in 2012-13.
- Scored his first NHL goal with Colorado, Feb. 18, 2019 vs. Vegas...earned an assist in his NHL debut with Colorado, Nov. 22, 2014 vs. Carolina.
- Spent five seasons with the Niagara IceDogs (OHL) from 2007-12, where he currently ranks first in goals (159), points (306) and games played (318) in franchise history...served as team captain during his last three seasons with the team.

TWITTER @AGGZ09

CAREER TRANSACTIONS

- Claimed by Anaheim on waivers from Pittsburgh, February 24, 2020.
- Signed by Pittsburgh to a two-year contract, July 1, 2019.
- Signed by Colorado to a two-year contract, July 2, 2017.
- Signed by St. Louis to a one-year contract, July 1, 2016.
- Signed by Colorado to a one-year contract extension, July 16, 2015.
- Signed by Colorado to a two-year entry-level contract, May 13, 2013.
- Signed to a one-year AHL contract with Lake Erie, August 28, 2012.
- Signed by Peoria to an amateur tryout (ATO), April 12, 2010.

CAREER STATISTICS

Season	Team	League	REGULAR SEASON							PLAYOFFS				
			GP	G	A	PTS	PIM	+/-		GP	G	A	PTS	PIM
2007-08	Niagara	OHL	50	12	10	22	47	+3		-	-	-	-	-
2008-09	Niagara	OHL	67	27	29	56	88	-10		12	6	5	11	24
2009-10	Niagara	OHL	66	37	29	66	95	+15		5	3	2	5	15
	Peoria	AHL	2	0	0	0	0	+1		-	-	-	-	-
2010-11	Niagara	OHL	68	43	31	74	73	+32		14	6	7	13	19
2011-12	Niagara	OHL	67	40	48	88	67	+32		20	11	7	18	16
2012-13	Lake Erie	AHL	76	20	32	52	73	+16		-	-	-	-	-
2013-14	Lake Erie	AHL	75	17	32	49	73	-12		-	-	-	-	-
2014-15	Lake Erie	AHL	74	30	34	64	55	+2		-	-	-	-	-
2015-16	COLORADO	NHL	1	0	1	1	0	+1		-	-	-	-	-
	San Antonio	AHL	41	12	17	29	32	-13		-	-	-	-	-
	COLORADO	NHL	9	0	2	2	0	-1		-	-	-	-	-
2016-17	Chicago	AHL	71	18	36	54	57	+9		10	3	3	6	6
2017-18	San Antonio	AHL	72	23	21	44	63	-10		-	-	-	-	-
2018-19	Colorado	AHL	56	26	34	60	67	+12		4	3	0	3	6
	COLORADO	NHL	11	1	1	2	0	+2		-	-	-	-	-
2019-20	Wilkes-Barre	AHL	37	14	19	33	28	+5		-	-	-	-	-
	PITTSBURGH	NHL	17	0	2	2	4	0		-	-	-	-	-
	ANAHEIM	NHL	5	1	0	1	0	+3		-	-	-	-	-
NHL Totals			43	2	6	8	4	+5		-	-	-	-	-
AHL TOTALS			504	160	225	385	448	+10		14	6	3	9	12

AHL Career Hat Tricks: 2, last: Feb. 27, 2019 w/ COL vs. SA
AHL Career Multiple-Point Games: 93 (23 multiple goal, 41 multiple assist)
AHL Career OT Goals: 6, last: Feb. 2, 2019 w/ COL @ TUC

AHL CAREER HIGHS

GOALS: 3, two times (last: Feb. 27, 2019 w/ COL vs. SA)
ASSISTS: 3, six times (last: Dec. 27, 2019 w/ WBS vs. LV)
POINTS: 4, three times (last: Feb. 27, 2019 w/ COL vs. SA; 3-1=4)
PIM: 17, Feb. 12, 2017 w/ CHI vs. SA
SHOTS: 11, Nov. 10, 2018 w/ COL @ SD
PLUS/MINUS: +4, Dec. 31, 2016 w/ CHI @ IA
GOAL STREAK: Five games: Jan. 18-31, 2015 (5-2=7)
ASSIST STREAK: Five games, three times (last: Mar. 31-Apr. 9, 2017; 1-7=8)
POINT STREAK: 12 games: Mar. 6-31, 2015 (8-13=21)
PENALTY SHOTS: 0-for-1, Oct. 25, 2014 w/ LE @ MIL; unsuccessful vs. Magnus Hellberg
MILESTONES WITHIN REACH: 15 points to 400 AHL points





JACK BADINI



SHOOTS: Left **HEIGHT:** 6'0" **WEIGHT:** 203lbs
BORN: January 19, 1998 (23); Old Greenwich, Connecticut
DRAFTED: By Anaheim in the third round (91st overall) of the 2017 NHL Draft

2019-20

- × In his junior season at Harvard University, collected 6-8=14 points with a +5 rating, skating in all 31 games.
- × Ranked eighth in the nation in faceoff win percentage (60.8), going 284-of-467 on draws.
- × Set a career high with three assists (0-3=3), Nov. 1 vs. Dartmouth...also tied a career high with three points.

CAREER

- × Recorded 24-24=51 points with a +5 rating and 42 PIM, appearing in all 97 career NCAA games with the Harvard Crimson.
- × Was named ECAC Hockey Player of the Week after earning 2-2=4 points and a +3 rating in two games, Jan. 28, 2019... matched a career high three points (2-1=3), Jan. 25, 2019 vs. Clarkson, including his first career multi-goal effort.
- × Ranked second in the nation in faceoff win percentage (66.0%) in 2018-19.
- × Was named to the ECAC All-Rookie Team after leading all Harvard freshmen forwards with 10-7=17 points in 2017-18.
- × Received the George Percy Award in 2017-18, given to a member or members of the freshman class for enthusiasm, sportsmanship, team spirit and loyalty.
- × Recorded first collegiate point (assist) in his NCAA debut, Oct. 29, 2017 vs. Dartmouth.
- × Recorded 34-22=56 points and 105 PIM in 143 career USHL games with the Lincoln Stars (2014-16) and the Chicago Steel (2016-17).
- × Helped lead Chicago to a 2017 USHL Clark Cup championship, leading all skaters in postseason scoring (7-10=17).
- × His Aunt, Stacey, competed in the 1998 Nagano Olympics for the U.S. in freestyle skiing.

TWITTER @JACKBADINI

INSTAGRAM @JACKBADINI

CENTER



CAREER TRANSACTIONS

- × Signed by Anaheim to a three-year entry-level contract, March 30, 2020.

CAREER STATISTICS

Season	Team	League	REGULAR SEASON							PLAYOFFS				
			GP	G	A	PTS	PIM	+/-		GP	G	A	PTS	PIM
2014-15	Lincoln	USHL	28	2	1	3	12	-14		-	-	-	-	-
2015-16	Lincoln	USHL	56	4	7	11	55	-1		4	0	1	1	6
2016-17	Chicago	USHL	59	28	14	42	38	+14		14	7	10	17	2
2017-18	Harvard	ECAC	33	10	7	17	16	-1		-	-	-	-	-
2018-19	Harvard	ECAC	33	8	12	20	16	+1		-	-	-	-	-
2019-20	Harvard	ECAC	31	6	8	14	10	+5		-	-	-	-	-
NCAA Totals			97	24	27	51	42	+5		-	-	-	-	-
USHL Totals			143	34	22	56	105	-1		18	7	11	18	8



SIMON BENOIT

DEFENSEMAN



SHOOTS: Left **HEIGHT:** 6'3" **WEIGHT:** 192lbs
BORN: September 19, 1998 (22); Laval, Quebec
ACQUIRED: Signed as a free agent, September 28, 2018
DRAFTED: Not drafted

2019-20

- ✗ In his second professional season with San Diego, recorded 4-15=19 points with 39 PIM and +15 rating in 56 AHL games...set new career highs in scoring, goals and assists.
- ✗ Led San Diego in games played and ranked second in plus/minus...has led Gulls defensemen in games played each of his first two seasons.
- ✗ Led club defensemen in plus/minus, ranked tied for second in goals, and third in scoring and assists.
- ✗ Finished the season with 2-7=9 points and a +15 rating in his last 16 games.
- ✗ Had a three-game point streak from Feb. 5-9 (1-2=3, +4), the first point streak of his career.
- ✗ Netted his first career game-winning goal and added an assist to mark his first multi-point effort (1-1=2), Nov. 15 at Ontario.
- ✗ Appeared in his 100th career AHL game, Jan. 18 at Bakersfield.

CAREER

- ✗ Appeared in all 16 Calder Cup Playoff games in 2019, helping the Gulls to the Western Conference Finals while earning three assists (0-3=3).
- ✗ As a rookie in 2018-19, co-led San Diego and ranked tied for fifth among AHL rookie defensemen in plus/minus (+16).
- ✗ Scored his first professional goal, Nov. 25, 2018 at Stockton...recorded his first career point (assist) on Oct. 12, 2018 vs. Tucson.
- ✗ Made his professional debut with San Diego, going scoreless with a +1 rating on Oct. 6, 2018 at Tucson.
- ✗ Collected 8-35=43 points with 136 PIM in 182 career games with the Shawinigan Cataractes of the QMJHL...also appeared in eight QMJHL playoff contests from 2016-17.
- ✗ Set career highs in points (5-23=28), goals, assists and PIM (67) in 63 games with the Shawinigan Cataractes of the QMJHL.
- ✗ Led all Shawinigan defensemen in points, assists, PIM and games played in 2017-18, and ranked tied for second among club blueliners in goals.

INSTAGRAM @SIMON_BENOIT11

CAREER TRANSACTIONS

- ✗ Signed by Anaheim to a three-year entry-level contract, March 7, 2019.
- ✗ Signed by San Diego to a one-year AHL contract, September 28, 2018.

CAREER STATISTICS

Season	Team	League	REGULAR SEASON							PLAYOFFS				
			GP	G	A	PTS	PIM	+/-		GP	G	A	PTS	PIM
2015-16	Shawinigan	QMJHL	55	1	2	3	22	+1		2	0	0	0	0
2016-17	Shawinigan	QMJHL	64	2	10	12	47	+4		6	0	0	0	0
2017-18	Shawinigan	QMJHL	63	5	23	28	67	-37		-	-	-	-	-
2018-19	San Diego	AHL	65	2	14	16	33	+16		16	0	3	3	6
2019-20	San Diego	AHL	56	4	15	19	39	+15		-	-	-	-	-
AHL Totals			121	6	29	35	72	+31		16	0	3	3	6
QMJHL Totals			182	8	35	43	136	-32		8	0	0	0	0

AHL CAREER HAT TRICKS: None
AHL CAREER MULTIPLE-POINT GAMES: 2 (0 multiple goal, 0 multiple assist)
AHL CAREER OT GOALS: None

AHL CAREER HIGHS

GOALS: 1, six times (last: Feb. 15, 2020 @ IA)
ASSISTS: 1, 29 times (last: Mar. 7, 2020 @ SJ)
POINTS: 2, two times (last: Feb. 15, 2020 @ IA; 1-1=2)
PIM: 7, Dec. 21, 2018 vs. ONT
SHOTS: 4, seven times (last: Feb. 21, 2020 @ BAK)
PLUS/MINUS: +4, Jan. 15, 2020 @ STK
GOAL STREAK: None
ASSIST STREAK: None
POINT STREAK: Three games: Feb. 5-9, 2020 (1-2=3)
PENALTY SHOTS: None
MILESTONES WITHIN REACH: 25 games from tying Andy Welinski (146) for sixth on the Gulls all-time games played list, third among defensemen





NIKOLAS BROUILLARD

DEFENSEMAN



SHOOTS: Left

HEIGHT: 5'11"

WEIGHT: 168lbs

BORN: February 7, 1995 (25); St-Hyacinthe, Quebec

ACQUIRED: Signed as a free agent, January 11, 2021

DRAFTED: Not drafted

2019-20

- × In his third collegiate (U SPORTS) season, recorded 7-16=23 points in 28 games.
- × Was named U Sports Defenseman of the Year and placed on the U Sports All-Canadian First Team.
- × Ranked sixth among all U SPORTS defenseman in goals and tenth in points...was second among McGill University skaters in points and third in assists.
- × Posted a season-best four points (2-2=4) in a 4-3 win over Ontario Tech, Nov. 15.

CAREER

- × Totaled 22-27=49 points in 57 career games with McGill University (U SPORTS)...posted 3-12=15 points in 17 career U SPORTS playoff games.
- × Has appeared in one AHL game, making his debut with the Toronto Marlies on Jan. 25, 2017...also appeared in 39 career ECHL games in 2016-17 with Orlando, recording 7-14=21 points with 62 PIM.
- × Was selected to play for the U SPORTS all-stars against Canadian junior prospects in each of the last two years and registered five points in five games.
- × Was named an OUA (Ontario University Athletics) All-Star in each of his past two seasons.
- × Played five seasons in the QMJHL with Drummondville (2011-14), Quebec (2014-15) and Rouyn-Noranda (2015-16)...totaled 62-197=259 points with 322 PIM in 312 career QMJHL games...also recorded 10-30=40 in 61 QMJHL playoff games...was named Second-Team All-QMJHL in 2014-15 and to the All-Rookie team in 2011-12.

TWITTER @BROUILLE15

INSTAGRAM @NIK BROUILLE

CAREER TRANSACTIONS

- × Signed by San Diego to a one-year contract, January 11, 2021.
- × Signed by Toronto (AHL) to a one-year contract, May 31, 2016.

CAREER STATISTICS

Season	Team	League	REGULAR SEASON						PLAYOFFS				
			GP	G	A	PTS	PIM	+/-	GP	G	A	PTS	PIM
2016-17	Toronto	AHL	1	0	0	0	0	-1	-	-	-	-	-
	Orlando	ECHL	39	7	14	21	62	-6	-	-	-	-	-
2017-18	McGill Univ.	U SPORTS	3	3	2	5	4	-	9	2	7	9	6
2018-19	McGill Univ.	U SPORTS	26	12	9	21	71	-	5	1	3	4	4
2019-20	McGill Univ.	U SPORTS	28	7	16	23	28	-	3	0	2	2	6
AHL Totals			1	0	0	0	0	-1	-	-	-	-	-
U SPORTS Totals			57	22	27	49	103	-	17	3	12	15	16



SAM CARRICK



SHOOTS: Right **HEIGHT:** 6'0" **WEIGHT:** 205lbs

BORN: February 4, 1992 (28); Markham, Ontario

ACQUIRED: From Chicago with Spencer Abbott in exchange for Kenton Helgesen and a seventh-round selection in the 2019 NHL Draft, Mar. 1, 2017

DRAFTED: By Toronto in the fifth round (144th overall) of the 2010 NHL Draft

2019-20

- × Appeared in his eighth professional season and fourth with San Diego, earning 23-20=43 points with a +27 rating and 40 PIM...became the first Gull to score 20 goals in back-to-back seasons.
- × Led San Diego in in scoring, goals, plus/minus, SHG (4), shots (144), co-led in PPG (5), and ranked second in assists (29).
- × Led AHL forwards and ranked second among all skaters with a +27 rating.
- × Was the only AHL player to record four separate six-game point streaks, including Feb. 19-29 (2-5=7), Jan. 24-Feb. 7 (2-5=7), Nov. 30-Jan. 11 (8-2=10) and Nov. 8-16 (7-2=9).
- × Recorded 29 points his final 29 games (15-14=29, +18) and 42 points his last 42 contests (23-19=42, +28).
- × Posted a career-high six-game goal streak from Nov. 30-Jan. 11 (8-2=10), tied for the longest AHL goal streak in 2019-20.
- × Scored the first Gulls hat trick on home ice, Nov. 13 vs. San Jose (3-0=3, +2).
- × Was named the third captain in club history, Oct. 18, 2019.
- × Appeared in nine NHL games with Anaheim, collecting 1-1=2 points...scored his first goal as a Duck and first career SHG, Dec. 21 at New York Islanders.

CAREER

- × Leads San Diego in all-time goals, SHG (9), ranks second in points (156) and PPG (20), is third in assists (85), games played (189) and PIM (233).
- × Set new Gulls single-season records in points (61), goals (32), and tied the club mark for PPG (11) in 2018-19...set a Gulls single-game record with 3-2=5 points, including his first career hat trick, a natural hat trick, Nov. 25 at Stockton.
- × Made his NHL debut Nov. 1, 2014 vs. Chicago and scored his first career NHL goal Mar. 26, 2015 vs. Florida (Roberto Luongo).
- × Ranks tied for eighth in goals (98) and 15th in scoring (218) since the 2015-16 season.
- × Has recorded 17-21=38 points and 68 PIM in 62 career Calder Cup Playoff games...leads San Diego in all-time postseason scoring (11-10=21), goals (11) and PIM (35), and ranks second in assists (10).

TWITTER @CARRICK_SAM

INSTAGRAM @SAMCARRICK

CENTER



CAREER TRANSACTIONS

- × Signed by Anaheim to a one-year contract extension, May 10, 2020.
- × Signed by Anaheim to a one-year contract extension, June 28, 2019.
- × Signed by Anaheim to a two-year contract extension, June 6, 2017.
- × Acquired by Anaheim from Chicago with Spencer Abbott for Kenton Helgesen and a seventh-round selection in the 2019 NHL Draft, March 1, 2017.
- × Signed by Chicago to a one-year contract, July 1, 2016.
- × Signed by Toronto to a one-year contract extension, May 25, 2015.
- × Signed by Toronto to a three-year entry-level contract, April 1, 2012.

CAREER STATISTICS

Season	Team	League	REGULAR SEASON							PLAYOFFS				
			GP	G	A	PTS	PIM	+/-		GP	G	A	PTS	PIM
2008-09	Brampton	OHL	61	10	11	21	47	-2		21	1	0	1	16
2009-10	Brampton	OHL	66	21	21	42	96	0		8	2	2	4	8
2010-11	Brampton	OHL	59	16	23	39	74	-15		4	0	1	1	4
2011-12	Brampton	OHL	68	37	30	67	104	+9		8	4	4	8	16
2012-13	Idaho	ECHL	50	16	21	37	70	+15		-	-	-	-	-
	Toronto	AHL	19	2	2	4	18	-2		5	0	0	0	0
2013-14	Toronto	AHL	62	14	21	35	115	+17		14	5	4	9	10
2014-15	Toronto	AHL	59	9	18	27	112	-1		5	1	2	3	4
	TORONTO	NHL	16	1	1	2	9	+1		-	-	-	-	-
2015-16	Toronto	AHL	52	16	18	34	90	+11		12	0	5	5	19
	TORONTO	NHL	3	0	0	0	4	-2		-	-	-	-	-
2016-17	Rockford	AHL	57	11	17	28	85	-14		-	-	-	-	-
	San Diego	AHL	15	3	8	11	20	+3		10	4	3	7	14
2017-18	San Diego	AHL	67	13	28	41	83	+2		-	-	-	-	-
2018-19	San Diego	AHL	61	32	29	61	90	+7		16	7	7	14	21
	ANAHEIM	NHL	6	0	1	1	2	-1		-	-	-	-	-
2019-20	San Diego	AHL	46	23	20	43	40	+27		-	-	-	-	-
	ANAHEIM	NHL	9	1	1	2	0	-3		-	-	-	-	-
NHL Totals			34	2	3	5	15	-5		-	-	-	-	-
AHL Totals			438	123	161	284	653	+50		62	17	21	38	68
SD Totals			189	71	85	156	233	+39		26	11	10	21	35

AHL Career Hat Tricks: 2, last: Nov. 13, 2019 vs. SJ
AHL Career Multiple-Point Games: 55 (15 multiple goal, 16 multiple assist)
AHL Career OT Goals: Feb. 10, 2017 w/ RFD @ MIL

AHL CAREER HIGHS

GOALS: 3, two times (last: Nov. 13, 2019 vs. SJ)
ASSISTS: 2, 16 times (last: Jan. 31, 2020 vs. SJ)
POINTS: 5, Nov. 25, 2018 @ STK (3-2=5)
PIM: 25, Apr. 11, 2015 w/ TOR vs. RCH
SHOTS: 8, two times (last: Mar. 6, 2020 @ SJ)
PLUS/MINUS: +4, two times (last: Jan. 11, 2020 vs. ONT)
GOAL STREAK: Six games, Nov. 30, 2019-Jan. 11, 2020 (8-2=10)
ASSIST STREAK: Six games, Feb. 14-Mar. 2, 2018 (4-6=10)
POINT STREAK: Eight games, Mar. 13-Apr. 13, 2016 (5-4=9)
PENALTY SHOTS: None
MILESTONES WITHIN REACH: 1 point from tying Corey Tropp (157) atop the Gulls all-time scoring list
 5 assists from tying Kalle Kossila (90) for second on club's all-time assist list
 11 games to 200 games as a Gull





TREVOR CARRICK



SHOOTS: Left **HEIGHT:** 6'2" **WEIGHT:** 196lbs
BORN: July 4, 1994 (26); Stouffville, Ontario
ACQUIRED: From San Jose in exchange for Jack Kopacka, January 27, 2021
DRAFTED: By Carolina in the fourth round (115th overall) of the 2012 NHL Draft

2019-20

- ✕ In his eighth professional season and first with San Jose, recorded 10-13=23 points with 55 PIM and a +17 rating in 48 games.
- ✕ Ranked tied-for-fourth among AHL defensemen in goals.
- ✕ Led Barracuda in defensemen in games played, goals, assists, points, PIM and shots on goal (108)...also paced all Barracuda skaters in power-play goals (3) and plus/minus...His +17 rating also represented a new career high.
- ✕ Appeared in three games with the Sharks, going scoreless with 5 PIM.
- ✕ Recorded his 200th AHL point, Feb. 17 vs. TUC.
- ✕ Posted first career hat trick along with a career-high +5 rating, Jan. 8 vs. ONT.
- ✕ Scored his second career shorthanded goal, Dec. 11 vs. BAK.

CAREER

- ✕ Has appeared in 395 career AHL games, recording 50-154=204 points and 416 PIM.
- ✕ Is the younger brother of Gulls captain Sam Carrick.
- ✕ Helped guide the Charlotte Checkers to the 2019 Calder Cup Championship, recording 3-9=12 points with 50 PIM in 16 playoff games...collected at least one point in 11-of-16 playoff contests, including an eight-game point streak (1-8=9)...ranked second among AHL defenders in playoff points, tied-for-second in goals, third in assists and first in PIM.
- ✕ Made his NHL debut, Mar. 15, 2016 w/ CAR @ WSH...has appeared in seven NHL games, going scoreless with 12 PIM.
- ✕ As a rookie with Charlotte (AHL), set club records for games played (76), goals (7), assists (25), points (32), power-play assists (13), power-play points (14) and penalty minutes (94) by a rookie defenseman.
- ✕ Was named an AHL All-Star for 2015-16 and 2018-19 seasons.

TWITTER @GARRICKTJ

INSTAGRAM @TREVORCARRICK

DEFENSEMAN



CAREER TRANSACTIONS

- ✕ Acquired by Anaheim from San Jose for Jack Kopacka, January 27, 2021.
- ✕ Signed by San Jose to a two-year contract, August 7, 2019.
- ✕ Acquired by San Jose from Carolina for Kyle Wood, August 7, 2019.
- ✕ Signed by Carolina to a one-year contract extension, June 26, 2017.
- ✕ Signed by Carolina to a three-year entry-level contract, December 28, 2013.

CAREER STATISTICS

Season	Team	League	REGULAR SEASON							PLAYOFFS				
			GP	G	A	PTS	PIM	+/-		GP	G	A	PTS	PIM
2014-15	Charlotte	AHL	76	7	25	32	94	-19		-	-	-	-	-
2015-16	Charlotte	AHL	70	9	33	42	51	-21		-	-	-	-	-
	CAROLINA	NHL	2	0	0	0	0	-1		-	-	-	-	-
2016-17	Charlotte	AHL	57	4	12	16	45	+4		5	0	3	3	0
2017-18	Charlotte	AHL	73	11	33	44	85	-1		8	0	4	4	6
	CAROLINA	NHL	1	0	0	0	2	0		-	-	-	-	-
2018-19	Charlotte	AHL	71	9	38	47	86	+8		16	3	9	12	50
	CAROLINA	NHL	1	0	0	0	5	-1		-	-	-	-	-
2019-20	San Jose	AHL	48	10	13	23	55	+17		-	-	-	-	-
	SAN JOSE	NHL	3	0	0	0	5	0		-	-	-	-	-
NHL Totals			7	0	0	0	12	-2		-	-	-	-	-
AHL Totals			395	50	154	204	416	-12		29	3	16	19	56

AHL Career Hat Tricks: 1, Dec. 11, 2019 w/SJ vs. BAK
AHL Career Multiple-Point Games: 43 (3 multiple goal, 29 multiple assist)
AHL Career OT Goals: 1, Dec. 8, 2020 w/CHA @ SPR


AHL CAREER HIGHS

GOALS: 3, Dec. 11, 2019 w/ SJ vs. BAK
ASSISTS: 4, Apr. 18, 2015 w/ CHA @ GR
POINTS: 4, twice (last: Oct. 17, 2015 w/CHA @ CHI; 2-2=4)
PIM: 17, Dec. 6, 2019 w/ SJ vs. ONT
SHOTS: 6, eight times (last: Apr. 15, 2018 w/ CHA @ BRI)
PLUS/MINUS: +5, twice (last: Jan. 8, 2020 w/ SJ vs. ONT)
GOAL STREAK: Two games, six times (Last: Jan. 12-15, 2020; 2-1=3)
ASSIST STREAK: Six games: Mar. 1-Mar. 16, 2019 (1-9=10)
POINT STREAK: Six games: Mar. 1-Mar. 16, 2019 (1-9=10)
PENALTY SHOTS: None
MILESTONES WITHIN REACH: 5 games to 400 AHL games





MAX COMTOIS



SHOOTS: Left **HEIGHT:** 6'2" **WEIGHT:** 215lbs
BORN: January 8, 1999 (22); Longueuil, Quebec
DRAFTED: By Anaheim in the second round (50th overall) of the 2017 NHL Draft

2019-20

- Split his second professional season between Anaheim and San Diego...scored 5-6=11 points and 24 PIM in 29 NHL games with the Ducks...set new NHL career highs in goals, assists, points and games played.
- Registered an NHL career high four-game point streak from Oct. 24-29 (2-2=4).
- Tallied 9-15=24 points with a +7 rating and 53 PIM in 31 AHL games, helping San Diego to a 15-0-2-0 record when recording a point.
- Co-led AHL rookies and paced the Gulls in GWG (5)...led Gulls rookies in scoring, goals, assists and plus/minus.
- Scored eight goals his final 12 AHL games (8-4=12) and recorded 9-11=20 points his last 24 contests.
- Was named the CCM/AHL Rookie of the Month for February, recording 8-5=13 points in 13 games, co-leading the AHL in goals and leading with four GWG...Recorded the GWG in three straight games from Feb. 19-22 (4-1=5).
- Selected as the CCM/AHL Player of the Week from Feb. 17-23, recording five goals (5-2=7) in four games, including three GWG.
- Set a Gulls rookie record with goals in five straight games from Feb. 15-22 (6-2=8, +7), surpassing the prior mark of four set by Troy Terry (Nov. 9-21, 2018; 4-2=6).
- Set an AHL best with three points (2-1=3), including his first multi-goal game, Feb. 22 vs. San Jose.

CAREER

- Scored 49 seconds into the game in his NHL debut, Oct. 3, 2018 at San Jose...his goal was the fastest to start an NHL career since 1989, when Buffalo's Alexander Mogilny scored 20 seconds into the first period Oct. 5, 1989 vs. Quebec.
- Became the first Ducks player to score in his first two career NHL games from the start of a season, Oct. 3-6, 2018...became the second Ducks player to record at least one point in each of his first three career NHL games, Oct. 3-8, 2018 (2-1=3).
- Scored a goal in his AHL debut with San Diego, 2:26 into the game (PPG), Nov. 10, 2018 vs. Colorado, becoming the first player to score in both their Gulls and Ducks debuts.
- Scored 5-4=9 points with a +4 rating in 12 Calder Cup Playoff games with San Diego in 2019, helping the Gulls to their first Western Conference Finals appearance...among Gulls rookies, ranked second in goals and points, and ranked tied for second in assists.

DEFENSEMAN



CAREER (CON'T)

- Scored 64:20 into overtime for his first career postseason goal in his Calder Cup Playoffs debut...his goal ended the fifth longest game in AHL history in the fourth overtime, a 3-2 win in 124:20 of regulation and overtime in Game 1 of the PDF, May 3, 2019 at Bakersfield.
- Has represented Team Canada at numerous international tournaments...served as captain at the 2019 World Junior Championship...helped Canada to gold at the 2018 World Junior Championship, recording 3-3=6 points with a +6 rating in seven tournament games...also played for Canada at the U-18 World Championship (2016 and 2017) and 2016 Ivan Hlinka Memorial.

TWITTER @COMTOIS20

INSTAGRAM @COMER.44

CAREER TRANSACTIONS

- Signed by Anaheim to a three-year entry-level contract, March 3, 2018.

CAREER STATISTICS

Season	Team	League	REGULAR SEASON							PLAYOFFS				
			GP	G	A	PTS	PIM	+/-		GP	G	A	PTS	PIM
2015-16	Victoriaville	QMJHL	62	26	34	60	68	+4		5	1	5	6	4
2016-17	Victoriaville	QMJHL	64	22	29	51	88	-7		4	1	0	1	8
2017-18	Victoriaville	QMJHL	54	44	41	85	79	+43		13	4	8	12	16
2018-19	ANAHEIM	NHL	10	2	5	7	7	+3		-	-	-	-	-
	San Diego	AHL	4	1	0	1	2	-2		12	5	4	9	4
	Drummondville	QMJHL	25	31	17	48	32	+31		10	4	5	9	6
2019-20	ANAHEIM	NHL	29	5	6	11	24	-4		-	-	-	-	-
	San Diego	AHL	31	9	15	24	53	+7		-	-	-	-	-
NHL Totals			39	7	11	18	31	-1		-	-	-	-	-
AHL Totals			35	10	15	25	55	+5		12	5	4	9	4

AHL Career Hat Tricks: None

AHL Career Multiple-Point Games: 6 (1 multiple goal, 3 multiple assist)

AHL Career OT Goals: 1, Feb. 29, 2020 @ SJ

AHL CAREER HIGHS

GOALS: 2, Feb. 22, 2020 vs. SJ

ASSISTS: 2, three times (last: Nov. 30, 2019 vs. TUC)

POINTS: 3, Feb. 22, 2020 vs. SJ (2-1=3)

PIM: 12, Feb. 1, 2020 vs. ONT

SHOTS: 4, three times (last: Feb. 22, 2020 vs. SJ)

PLUS/MINUS: +3, Jan. 25, 2020 @ GR

GOAL STREAK: Five games: Feb. 15-22 (6-2=8)

ASSIST STREAK: THREE GAMES: Jan. 25-Feb. 1, 2020 (0-3=3)

POINT STREAK: FIVE GAMES: Feb. 15-22 (6-2=8)

PENALTY SHOTS: None

MILESTONES WITHIN REACH: None





SHOOTS: Left **HEIGHT:** 6'2" **WEIGHT:** 215lbs
BORN: December 18, 1989 (31); Calgary, Alberta
ACQUIRED: Signed by Anaheim as a free agent, June 1, 2020
DRAFTED: Not drafted

2019-20

- Was named the SHL's Most Valuable Player and Defenseman of the Year after scoring up 12-37=49 points with a +8 rating and 67 PIM in 48 games.
- Became the first defenseman to be named SHL MVP since the award's inception in 2014-15 and his 49 points were the most by an SHL defenseman since 2010-11.
- Led SHL defensemen in points and assists, while also recording the most points of any foreign-born player...ranked second among all SHL players in scoring, assists and shots on goal (125).
- Co-led the SHL with 6-21=27 power-play points and ranked third in power-play assists...ranked second among SHL defensemen with 23:37 TOI/game.
- Had a career high 11-game point streak from Jan. 25-Feb. 29 (5-11=16)...also had a season long six-game assist streak from Feb. 11-22 (1-10=11).
- Recorded seven multi-point games, including two multi-goal contests...also had a season high and SHL career-tying three assists on two occasions (last: Feb. 20, 2020 vs. Vaxjo, 0-3=3).

CAREER

- Collected 24-62=86 points with a +13 rating and 91 PIM in 97 SHL games with Rogle BK from 2018-20, leading all SHL defensemen in points and assists, while co-leading in goals in that span.
- In his first season with Rogle BK in 2018-19, led SHL defensemen with 12 goals and ranked third in scoring (37) and tied for third in assists (25).
- Won back-to-back championships in Norway (Storhamar in 2017-18) and Denmark (Esbjerg in 2016-17).
- Was named the Norwegian Player of the Year, Playoff MVP and to the All-Star Team after collecting 12-17=29 points and a +18 rating in 14 playoff games in 2017-18...also posted a league-best +51 rating during the 2017-18 regular season.
- Began his European career leading Esbjerg to a Danish championship with All-Star Team honors, while pacing league defensemen in points (33) and goals (10).
- Helped Team Canada advance to the championship game of the 2018 Spengler Cup, posting a +2 rating in four games... Canada was coached by current Gulls head coach Kevin Dineen.

TWITTER @KODIECURRAN

INSTAGRAM @KODCURRAN

CAREER TRANSACTIONS

- Signed by Anaheim to a two-year contract, June 1, 2020.
- Signed by Rogle BK to a one-year contract extension, Dec. 7, 2018.
- Signed by Rogle BK to a one-year contract, April 13, 2018.
- Signed by Storhamar to a one-year contract, June 27, 2017.
- Signed by Esbjerg to a one-year contract, July 1, 2016.
- Signed by Hartford to a one-year AHL contract, September 8, 2015.
- Signed by Hartford to an amateur tryout (ATO), March 19, 2015.

CAREER STATISTICS

Season	Team	League	REGULAR SEASON						PLAYOFFS				
			GP	G	A	PTS	PIM	+/-	GP	G	A	PTS	PIM
2010-11	Univ. of Calgary	USports	14	1	9	10	23	-	5	2	0	2	0
2011-12	Univ. of Calgary	USports	10	1	7	8	18	+7	8	1	0	1	6
2012-13	Univ. of Calgary	USports	26	3	19	22	22	+5	5	1	3	4	4
2013-14	Univ. of Calgary	USports	23	4	21	25	24	+15	5	0	0	0	0
2014-15	Univ. of Calgary	USports	23	8	16	24	28	+23	-	-	-	-	-
	Hartford	AHL	2	0	1	1	0	+1	-	-	-	-	-
2015-16	Hartford	AHL	18	0	4	4	18	+3	-	-	-	-	-
	Greenville	ECHL	45	7	18	25	37	-6	-	-	-	-	-
2016-17	Esbjerg	Denmark	45	10	23	33	65	+12	18	6	11	17	18
2017-18	Storhamar	Norway	38	12	32	44	65	+51	14	12	17	29	12
2018-19	Rogle BK	SHL	49	12	25	37	24	+5	2	0	1	1	2
2019-20	Rogle BK	SHL	48	12	37	49	67	+8	-	-	-	-	-
SHL Totals			97	24	62	86	91	+13	2	0	1	1	2
AHL Totals			20	0	5	5	18	+4	-	-	-	-	-

AHL Career Hat Tricks: None
AHL Career Multiple-Point Games: None
AHL Career OT Goals: None

AHL CAREER HIGHS

GOALS: None
ASSISTS: 1, five times (last: Apr. 9, 2016 w/ HFD vs. SPR)
POINTS: 1, five times (last: Apr. 9, 2016 w/ HFD vs. SPR; 0-1=1)
PIM: 7, two times (last: Jan. 16, 2016 w/ HFD @ LV)
SHOTS: 2, five times (last: Jan. 15, 2016 w/ HFD @ SPR)
PLUS/MINUS: +2, three times (last: Apr. 8, 2016 w/ HFD @ SPR)
GOAL STREAK: None
ASSIST STREAK: None
POINT STREAK: None
PENALTY SHOTS: None
MILESTONES WITHIN REACH: None





CHASE DE LEO

CENTER



SHOOTS: Left **HEIGHT:** 5'10" **WEIGHT:** 185lbs
BORN: October 25, 1995 (25); La Mirada, California
ACQUIRED: From Winnipeg in exchange for Nic Kerdiles, June 30, 2018
DRAFTED: By Winnipeg in the fourth round (99th overall) of the 2014 NHL Draft

2019-20

- ✕ In his second with San Diego, scored 10-15=25 points with a +4 rating and 16 PIM in 51 AHL games.
- ✕ Ranked second among San Diego leaders in shots (134) and ranked tied for fifth in scoring (10-15=25).
- ✕ Scored a career high three shorthanded goals, tied for the second most single-season shorthanded markers in Gulls history and tied for fourth among league leaders.
- ✕ Finished the season with 3-8=11 points his last 18 games in addition to 5-9=14 points his last 25 appearances.
- ✕ Had season high three-game point streaks from Nov. 30-Dec. 11 (2-2=4, +5) and Nov. 13-16 (2-2=4, +6).
- ✕ Recorded six multi-point games, including one multi-goal and three multi-assist efforts.
- ✕ Earned his 100th career AHL assist, Nov. 15 at Ontario and appeared in his 300th career AHL game, Dec. 20 vs. San Jose.
- ✕ Appeared in one NHL game with Anaheim, Jan. 16 at Nashville.

CAREER

- ✕ Helped San Diego to the 2019 Western Conference Finals, scoring five goals in 16 postseason games... became the first Gull to score in each of the first four games to begin a postseason and series, Apr. 24, 2019 at San Jose.
- ✕ Set career highs in multiple offensive categories in 2018-19, including scoring (20-35=55), goals, assists, points and plus/minus (+16)...led the club in assists, shots and games played, and ranked second in scoring and tied for second in goals.
- ✕ Ranks eighth in AHL games played (328) since his first season in 2015-16.
- ✕ Recorded a career-high nine-game point streak with the Gulls from Mar. 13-Apr. 10, 2019 (3-10=13).
- ✕ Led Manitoba in scoring (2-6=8) and assists in nine games during 2018 Calder Cup Playoffs.
- ✕ Made his NHL debut with Winnipeg Mar. 20, 2016 vs. Anaheim, going scoreless in 10:03 TOI.
- ✕ Represented Team USA at the 2015 World Junior Championship...helped the Portland Winter Hawks to a WHL Championship and an appearance in the Memorial Cup final in 2013.

TWITTER @DELS9

INSTAGRAM @CDELEO95

CAREER TRANSACTIONS

- ✕ Signed by Anaheim to a one-year, two-way contract extension, July 16, 2019.
- ✕ Signed by Anaheim to a one-year, two-way contract extension, July 13, 2018.
- ✕ Acquired by Anaheim from Winnipeg for Nic Kerdiles, June 30, 2018.
- ✕ Signed by Winnipeg to a three-year entry-level contract, June 11, 2015.

CAREER STATISTICS

Season	Team	League	REGULAR SEASON							PLAYOFFS				
			GP	G	A	PTS	PIM	+/-		GP	G	A	PTS	PIM
2011-12	Portland	WHL	69	14	16	30	25	+12		22	0	1	1	2
2012-13	Portland	WHL	71	18	38	56	24	+28		21	5	12	17	15
2013-14	Portland	WHL	72	39	42	81	36	+49		21	10	9	19	6
2014-15	Portland	WHL	67	39	45	84	30	+22		17	7	12	19	10
2015-16	WINNIPEG	NHL	2	0	0	0	0	+1		-	-	-	-	-
	Manitoba	AHL	73	19	21	40	34	-27		-	-	-	-	-
2016-17	Manitoba	AHL	69	14	18	32	12	-22		-	-	-	-	-
2017-18	Manitoba	AHL	69	12	23	35	31	+7		9	2	6	8	0
2018-19	San Diego	AHL	66	20	35	55	12	+16		16	5	0	5	2
	ANAHEIM	NHL	1	0	0	0	0	+1		-	-	-	-	-
2019-20	San Diego	AHL	51	10	15	25	15	+4		-	-	-	-	-
	ANAHEIM	NHL	1	0	0	0	0	0		-	-	-	-	-
NHL Totals			4	0	0	0	0	+2		-	-	-	-	-
AHL Totals			328	75	112	187	105	-22		25	7	6	13	2
SD Totals			117	30	50	80	27	+20		16	5	0	5	2

AHL Career Hat Tricks: 1, Dec. 19, 2015 w/ MB @ MIL
AHL Career Multiple-Point Games: 35 (9 multiple goal, 12 multiple assist)
AHL Career OT Goals: 1, Nov. 26, 2016 w/ MB @ MIL

AHL CAREER HIGHS

GOALS: 3, Dec. 19, 2015 w/ MB @ MIL
ASSISTS: 2, 12 times (last: Feb. 22, 2020 vs. SJ)
POINTS: 3, four times (last: Dec. 31, 2017 w/ MB vs. SJ; 2-1=3)
PIM: 5, Jan. 19, 2018 w/ MB vs. TEX
SHOTS: 7, five times (last: Mar. 7, 2020 @ SJ)
PLUS/MINUS: +3, Nov. 13, 2019 vs. SJ
GOAL STREAK: 3, Feb. 12-16, 2019 (3-1=4)
ASSIST STREAK: Five games, two times (last: Mar. 27-Apr. 10, 2019; 1-5=6)
POINT STREAK: Eight games: Mar. 13-Apr. 10, 2019 (3-10=13)
PENALTY SHOTS: None
MILESTONES WITHIN REACH: 7 goals from tying Nic Kerdiles (37) for fourth on the Gulls all-time goal list
9 points from tying Brandon Montour (83) for fourth on the club's all-time scoring list
13 points to 200 AHL points
20 points to 100 points as a Gull



SHOOTS: Right **HEIGHT:** 6'2" **WEIGHT:** 174lbs
BORN: June 22, 2000 (20); Brno, Czech Republic
DRAFTED: By Anaheim in the third round (85th overall) of the 2018 NHL Draft

CAREER TRANSACTIONS

✕ Signed by Anaheim to a three-year entry-level contract, May 13, 2019.

CAREER STATISTICS

Season	Team	League	REGULAR SEASON							PLAYOFFS					
			GP	MIN	GA	SO	GAA	W-L-T	SV%	GP	MIN	GA	SO	GAA	W-L
2015-16	Brno Jr.	Czech Rep. Jr.	7	425	-	0	4.38	-	-	-	-	-	-	-	-
2016-17	Brno Jr.	Czech Rep. Jr.	39	2326	-	1	2.53	-	-	12	722	37	1	3.07	6-6
2017-18	Trebic	Czech Rep.-2	20	1212	-	2	2.43	-	-	-	-	-	-	-	-
	Brno Jr.	Czech Rep. Jr.	14	841	-	0	3.00	-	-	7	430	10	3	1.40	7-0
2018-19	Brno Jr.	Czech Rep. Jr.	1	65	0	1	0.00	1-0-0	1.000	-	-	-	-	-	-
	Brno	Czech Rep.	2	80	4	0	3.00	1-1-0	.852	-	-	-	-	-	-
	Trebic	Czech Rep.-2	24	1465	61	3	2.50	15-9-0	.915	-	-	-	-	-	-
	Koovee	Finland-2	1	62	2	0	1.95	0-0-1	.938	-	-	-	-	-	-
2019-20	Ilves	Finland	10	601	18	1	1.80	4-4-2	.921	7	457	19	0	2.71	2-5
	Ilves	Finland	43	2592	77	3	1.78	27-8-6	.927	-	-	-	-	-	-
Finland Totals			53	3193	95	4	1.79	31-12-8	.926	7	457	19	0	2.71	2-5
Czech Totals			2	80	4	0	3.00	1-0-0	.852	-	-	-	-	-	-

2019-20

- ✕ Appeared in his second professional season and first full campaign with Ilves Tampere of the Finnish SM-liiga.
- ✕ Went 27-8-6 with three shutouts, a 1.78 GAA and .927 SV% in 43 SM-liiga appearances...had a league-high 27 wins, ranked second in GAA, third in SV% and minutes (2,592), and fourth in games played.
- ✕ Recorded a career high seven-game win streak from Oct. 23 - Dec. 1, posting a 1.86 GAA and .927 SV%.
- ✕ Was named SM-liiga Best Goaltender (Urpo Ylönen Award) and was selected to the SM-liiga All-Star Team.
- ✕ Represented the Czech Republic at the 2020 World Junior Championship in Ostrava-Trinec, Czech Republic, going 1-2-0 in three tournament games.

CAREER

- ✕ Has appeared in 53 career SM-liiga games, posting a 31-12-8 record with four shutouts, a 1.70 GAA and .926 SV%.
- ✕ Led Kometa Brno's Under-20 team to a league championship in 2017-18, leading all playoff netminders with a 1.40 GAA and .959 SV% in seven games.
- ✕ Has represented the Czech Republic in several international tournaments, including the 2020 World Junior Championship in Ostrava-Trinec, Czech Republic and winning silver at the 2017 Ivan Hlinka Memorial.



ALEX DOTISIE

CENTER



SHOOTS: Left **HEIGHT:** 5'10" **WEIGHT:** 175lbs
BORN: April 13, 1997 (23); Drummondville, Quebec
DRAFTED: By Anaheim in the fourth round (115th overall) of the 2016 NHL Draft

2019-20

- × In his third professional season with San Diego, recorded a career high 11-4=15 points and four PIM in 40 AHL games.
- × Ranked tied for tied for fourth among San Diego leaders with a career high 11 goals.
- × Had a career long three-game goal streak from Nov. 27-30 (3-0=3, +3).
- × Recorded three multi-point efforts, including his first career multi-point game (1-1=2), Nov. 8 at Bakersfield.
- × Registered a career high four shots, Feb. 22 vs. San Jose and a career best +4 rating, Dec. 27 at Ontario.
- × Appeared in his 100th career AHL game, Dec. 20 vs. San Jose.

CAREER

- × Scored 14-10=24 points in 20 games with Tulsa in the 2019 Kelly Cup Playoffs, ranking second among ECHL leaders in goals and third in scoring, also leading the Oilers in postseason goals and ranking second in points.
- × Made his professional debut with San Diego in Game 4 of the Pacific Division Finals in the 2017 Calder Cup Playoffs May 12 vs. San Jose.
- × Scored his first professional goal in his AHL regular-season debut (Mike McKenna), Oct. 14, 2017 vs. Texas.
- × Posted 8-8=16 points in 13 postseason games with Charlottetown in 2017, helping lead the Islanders to the QMJHL Semi-Finals against Blainville-Boisbriand.
- × Surpassed 20 goals in each of his last three seasons with Gatineau and Charlottetown...scored 30 goals for the first time in his QMJHL career, setting a new career high in goals in 2016-17.

TWITTER @ADOSTIE13

INSTAGRAM @ALEXDOSTIE13

CAREER TRANSACTIONS

- × Signed by San Diego to a professional tryout, January 13, 2021.
- × Signed by Anaheim to a three-year entry-level contract, July 8, 2017.

CAREER STATISTICS

Season	Team	League	REGULAR SEASON						PLAYOFFS				
			GP	G	A	PTS	PIM	+/-	GP	G	A	PTS	PIM
2013-14	Gatineau	QMJHL	48	9	16	25	18	+12	-	-	-	-	-
2014-15	Gatineau	QMJHL	68	22	32	54	16	+2	11	0	2	2	6
2015-16	Gatineau	QMJHL	54	25	48	73	10	+31	10	6	4	10	4
2016-17	Gatineau	QMJHL	32	15	21	36	12	-12	-	-	-	-	-
	Charlottetown	QMJHL	31	15	20	35	2	+22	13	8	8	16	13
2017-18	San Diego	AHL	-	-	-	-	-	-	1	0	0	0	0
	San Diego	AHL	41	3	7	10	10	-16	-	-	-	-	-
2018-19	Utah	ECHL	5	2	3	5	0	-3	-	-	-	-	-
	San Diego	AHL	37	2	2	4	6	-3	-	-	-	-	-
2019-20	Tulsa	ECHL	5	4	4	8	0	-1	20	14	10	24	4
	San Diego	AHL	40	11	4	15	4	-1	-	-	-	-	-
AHL Totals			118	16	13	29	20	-20	1	0	0	0	0
ECHL Totals			10	6	7	13	0	-4	20	14	10	24	4

AHL Career Hat Tricks: None

AHL Career Multiple-Point Games: 3 (0 multiple goal, 0 multiple assist)

AHL Career OT Goals: None

AHL CAREER HIGHS

GOALS: 1, 16 times (last: Feb. 29, 2020 @ S.J.)

ASSISTS: 1, 13 times (last: Jan. 4, 2020 vs. BAK)

POINTS: 2, three times (last: Dec. 27, 2019 @ ONT; 1-1=2)

PIM: 2, 10 times (last: Dec. 21, 2019 vs. STK)

SHOTS: 4, Feb. 22, 2020 vs. S.J.

PLUS/MINUS: +4, Dec. 27, 2019 @ ONT

GOAL STREAK: Three games: Nov. 27-30, 2019 (3-0=3)

ASSIST STREAK: None

POINT STREAK: Three games, two times (last: Nov. 27-30, 2019; 0-3=3)

PENALTY SHOTS: None

MILESTONES WITHIN REACH: None





HUNTER DREW



SHOOTS: Right

HEIGHT: 6'2"

WEIGHT: 191lbs

BORN: October 21, 1998 (22); Kingston, Ontario

DRAFTED: By Anaheim in the sixth round (178th overall) of the 2018 NHL Draft

2019-20

- ✗ Split his first professional season between San Diego and the Tulsa Oilers of the ECHL.
- ✗ Recorded 2-5=7 points with a +6 rating and 33 PIM in 29 AHL games with the Gulls.
- ✗ Among Gulls rookies, ranked second in plus/minus, and third in scoring and shots (41).
- ✗ Made his AHL debut, Oct. 4 at Bakersfield...scored his first career AHL goal (power-play goal), Oct. 12 at San Jose.
- ✗ Recorded four assists (0-4=4) with a +1 rating and 13 PIM in five ECHL games with Tulsa.

CAREER

- ✗ Earned 24-68=92 points with a +31 rating and 369 PIM in 167 career QMJHL games with Charlottetown from 2016-19...also recorded 2-13=15 points with a +18 rating and 51 PIM in 25 QMJHL Playoff games.
- ✗ Scored 16-34=50 points with a +14 rating and 141 PIM in 61 QMJHL games with the Charlottetown Islanders in the 2018-19 season, setting career highs in goals, assists, points and plus/minus...ranked tied for second among QMJHL defensemen in goals and eighth in points.
- ✗ In his second QMJHL season with Charlottetown in 2017-18, collected 8-31=39 points with a +12 rating in 64 games...led the QMJHL in PIM (159), co-led Charlottetown in plus/minus (+12), and ranked second among team defensemen in points (8-31=39), goals and assists.
- ✗ Made his QMJHL debut in 2016-17, earning three assists (0-3=3) in 42 games with Charlottetown.

TWITTER @HUNTERDREW7

INSTAGRAM @HUNTERDREW27

DEFENSEMAN



CAREER TRANSACTIONS

- ✗ Signed by Anaheim to a three-year entry-level contract, March 30, 2020.
- ✗ Signed by San Diego to a one-year AHL contract, August 14, 2019.
- ✗ Signed by San Diego to an amateur tryout (ATO), April 5, 2019.

CAREER STATISTICS

Season	Team	League	REGULAR SEASON							PLAYOFFS				
			GP	G	A	PTS	PIM	+/-		GP	G	A	PTS	PIM
2016-17	Charlottetown	QMJHL	42	0	3	3	69	+5		1	0	0	0	2
2017-18	Charlottetown	QMJHL	64	8	31	39	159	+12		18	2	9	11	30
2018-19	Charlottetown	QMJHL	61	16	34	50	141	+14		6	0	4	4	19
2019-20	San Diego	AHL	29	2	5	7	33	+6		-	-	-	-	-
	Tulsa	ECHL	5	0	4	4	13	+1		-	-	-	-	-
NHL Totals			29	2	5	7	33	+6		-	-	-	-	-
ECHL Totals			5	0	4	4	13	+1		-	-	-	-	-

AHL Career Hat Tricks: None

AHL Career Multiple-Point Games: None

AHL Career OT Goals: None

AHL CAREER HIGHS

GOALS: 1, two times (last: Nov. 16, 2019 vs. ONT)

ASSISTS: 1, five times (last: Jan. 8, 2020 vs. IA)

POINTS: 1, six times (last: Jan. 8, 2020 vs. IA; 0-1=1)

PIM: 6, Nov. 2, 2019 vs. COL

SHOTS: 5, Jan. 4, 2020 vs. BAK

PLUS/MINUS: +2, three times (last: Feb. 9, 2020 vs. BAK)

GOAL STREAK: None

ASSIST STREAK: None

POINT STREAK: None

PENALTY SHOTS: None





JAMIE DRYSDALE

DEFENSEMAN



SHOOTS: Right

HEIGHT: 5'11"

WEIGHT: 180lbs

BORN: April 8, 2002 (18); Toronto, Ontario

DRAFTED: By Anaheim in the first round (sixth overall) of the 2020 NHL Draft

CAREER TRANSACTIONS

× Signed by Anaheim to a three-year entry-level contract, November 7, 2020.

CAREER STATISTICS

Season	Team	League	GP	REGULAR SEASON					+/-	PLAYOFFS				
				G	A	PTS	PIM			GP	G	A	PTS	PIM
2018-19	Erie	OHL	63	7	33	40	20		-24	-	-	-	-	-
2019-20	Erie	OHL	49	9	38	47	24		+9	-	-	-	-	-
OHL Totals			112	16	71	87	44		-15	-	-	-	-	-

2019-20

- × In his second junior season for the Erie Otters (OHL), recorded 9-38=47 points with a +9 rating in 49 games.
- × Was named an OHL First Team All-Star...ranked 10th among OHL defensemen in points-per-game (0.96).
- × Paced Erie blueliners in goals, assists, scoring, power-play assists (19) and power-play goals (3).
- × Posted a career-high 1-4=5 points with a career-best +4 rating, Dec. 1 @ FLNT.
- × Appeared in his 100th career OHL game, Nov. 24 vs. LDN.

CAREER

- × Registered 16-71=87 points in 112 career OHL games.
- × Helped lead Canada to gold at the 2020 World Junior Championship, posting 1-2=3 points in seven tournament games.... at 17, Drysdale became the youngest defenseman since 2001 to appear in a World Junior Championship for Canada (Jay Bouwmeester, 17 years, 3 months) and the sixth-youngest Canadian defenseman all-time.
- × Was named to the 2018 OHL First All-Rookie Team after recording 7-33=40 points in 63 games.
- × Also represented Canada at the 2019 Hlinka Gretzky Cup (silver), 2019 U-18 World Championship and 2019 U-17 World Hockey Challenge.
- × Was the recipient of the Erie Otters Best Defenseman Award in each of his two seasons...was also named Rookie of the Year and Team MVP in 2019.

INSTAGRAM @JAMIE.DRSYDALE



SHOOTS: Right **HEIGHT:** 6'3" **WEIGHT:** 210lbs
BORN: May 28, 1998 (22); Liptovsky Mikulas, Slovakia
DRAFTED: By Anaheim in the fifth round (147th overall) of the 2018 NHL Draft

CAREER STATISTICS

Season	Team	League	REGULAR SEASON							PLAYOFFS					
			GP	MIN	GA	SO	GAA	W-L-T	SV%	GP	MIN	GA	SO	GAA	W-L
2016-17	Liptovsky Mikulas	Slovakia	6	226	14	0	3.71	-	-	-	-	-	-	-	-
	Slovakia U20	Slovakia	20	1077	69	0	3.84	-	-	-	-	-	-	-	-
2017-18	Des Moines	USHL	25	1361	54	2	2.38	8-10-2	.909	-	-	-	-	-	-
	Slovakia U20	Slovakia	18	1057	73	0	4.15	-	-	-	-	-	-	-	-
2018-19	Des Moines	USHL	50	2894	126	6	2.61	29-19-1	.920	5	310	19	0	3.68	2-3
2019-20	Norfolk	ECHL	13	760	51	0	4.02	3-10-0	.881	-	-	-	-	-	-
ECHL Totals			13	760	51	0	4.02	3-10-0	.881	-	-	-	-	-	-
USHL Totals			75	4255	180	8	2.54	37-29-5	.913	5	310	19	0	3.68	2-3

2019-20

- × Spent his first professional season with the Norfolk Admirals of the ECHL, going 3-10-0 in 13 appearances.
- × Won his first professional game, stopping 25-of-26 shots in a 6-1 victory, Nov. 20 vs. Maine.

CAREER

- × Went 37-29-5 with eight shutouts in 75 career USHL contests with Des Moines.
- × cored a goal in a 2-0 shutout win, stopping all 40 shots faced, Dec. 18, 2018 vs. Sioux Falls.
- × Has represented Slovakia in several international tournaments, including the 2018 World Junior Championship, going 2-2-0 with a 2.75 GAA and .929 SV%, ranking second among tournament leaders in SV%...also appeared in two contests at the 2016 Ivan Hlinka Memorial.

CAREER TRANSACTIONS

- × Signed by Anaheim to a two-year entry-level contract, March 31, 2020.
- × Signed by San Diego to a one-year AHL contract, August 14, 2019.



OLLE ERIKSSON EK

GOALTENDER



CAREER STATISTICS

Season	Team	League	REGULAR SEASON							PLAYOFFS					
			GP	MIN	GA	SO	GAA	W-L-T	SV%	GP	MIN	GA	SO	GAA	W-L
2014-15	Farjestad Jr.	Sweden-1 Jr. U18	7	-	-	-	2.97	.891	-	-	-	-	-	-	-
	Farjestad Jr.	Sweden-2 Jr. U18	8	-	-	-	3.20	.894	-	-	-	-	-	-	-
2015-16	Farjestad Jr.	Sweden-1 Jr. U18	12	-	-	-	2.58	.909	-	-	-	-	-	-	-
	Farjestad Jr.	Sweden-2 Jr. U18	14	-	-	-	3.96	.901	-	-	-	-	-	-	-
2016-17	Farjestad Jr.	Sweden Jr.	2	-	-	-	2.93	.900	-	-	-	-	-	-	-
	Farjestad Jr.	Sweden Jr.	30	-	-	-	2.16	.924	-	1	-	-	-	5.00	-
2017-18	Farjestad Jr.	Sweden-2 Jr. U18	-	-	-	-	-	-	-	1	-	-	-	10.02	-
	Farjestad Jr.	Sweden Jr.	17	-	-	2	2.01	.924	10-3-3	3	-	-	-	2.37	1-2
2018-19	BIK Karlskoga	Sweden-2	11	643	25	1	2.33	.907	5-4-1	-	-	-	-	-	-
2018-19	BIK Karlskoga	Sweden-2	16	930	43	1	2.77	.901	7-8-1	-	-	-	-	-	-
2019-20	Tulsa	ECHL	27	1472	74	1	3.01	.902	10-11-4	-	-	-	-	-	-
ECHL Totals			27	1472	74	1	3.01	.902	10-11-4	-	-	-	-	-	-
Sweden-2 Totals			27	1573	68	2	2.59		12-12-2	-	-	-	-	-	-

SHOOTS: Left **HEIGHT:** 6'3" **WEIGHT:** 198lbs
BORN: June 22, 1999 (21); Karlstad, Sweden
DRAFTED: By Anaheim in the fifth round (153rd overall) of the 2017 NHL Draft

2019-20

- ✕ In his first season in North American with the Tulsa Oilers of the ECHL, went 10-11-4 with one shutout, a 3.01 GAA and .902 SV% in 27 ECHL games.
- ✕ Stopped all 28 shots faced to earn his first career ECHL shutout, Jan. 12 vs. Wichita.
- ✕ Recorded his first career ECHL win, stopping 36-of-37 shots in a 2-1 win, Oct. 22, 2019 vs. Kansas City.

CAREER

- ✕ Went 12-12-2 in 27 career Allsvenskan contests from 2017-19, the second highest league in the Swedish system.
- ✕ Ranked second among SuperElit League goaltenders in GAA (2.01) and SV% (.924) in 2017-18 with Farjestad BK.
- ✕ Has represented Sweden in numerous international tournaments, the 2018 World Junior Championship (did not appear), 2017 U-18 World Championship (two games) and 2016 Ivan Hlinka Memorial (four games).
- ✕ Made his debut in the 2019 World Junior Championship Dec. 31, 2018 vs. Kazakhstan, stopping 10-of-11 shots in a 4-1 victory.

CAREER TRANSACTIONS

- ✕ Signed by Anaheim to a three-year entry-level contract, April 17, 2018.



SHOOTS: Left **HEIGHT:** 6'3" **WEIGHT:** 215lbs
BORN: November 9, 1985 (35); Calgary, Alberta
ACQUIRED: Signed by San Diego as a free agent, January 11, 2021
DRAFTED: By Ottawa in the third round (89th overall) of the 2004 NHL Draft

2019-20

- ✕ In his 15th professional season and first with EHC Linz (Austria), went 4-5-0 with a 2.45 GAA and .920 SV% in nine appearances.
- ✕ Appeared in three postseason games, posting a 2.41 GAA and .920 SV%.
- ✕ Ranked tied-for-fourth among league leaders in SV% (min. 8 GP).

CAREER

- ✕ Has appeared in 15 career NHL games, posting a 3-7-3 record with a 3.36 GAA and .898 SV% with Chicago (2017-18).
- ✕ Owns a 78-96-19 record with six shutouts, a 3.24 GAA and .900 SV% in 214 career AHL games with Binghamton (2005-09), Rockford (2016-17, 2017-18), Toronto (2016-17, 2018-19), and San Diego (2018-19).
- ✕ Helped guide the Gulls to the 2019 Western Conference Final, earning six postseason wins with a 2.43 GAA and .912 SV% in 11 Calder Cup Playoff games with San Diego.
- ✕ Set a Gulls franchise record with 51 saves in a four-OT win in Game 1 of the 2019 Pacific Division Finals.
- ✕ Made his NHL debut, Dec. 2017 w/ CHI @ EDM...stopped 42-of-45 shots.
- ✕ Backstopped Canada to gold at the 2005 World Junior Championship...posted a 5-0 record with a tournament-leading 1.40 GAA and .922 SV%...also represented Canada at the 2015 Spengler Cup.
- ✕ Played three seasons (2002-05) for the Kootenay Ice (WHL)...Was named recipient of the 2005 Del Wilson Trophy for the league's top goaltender...also selected as WHL First Team All-Star and CHL goaltender of the year.

CAREER TRANSACTIONS

- ✕ Signed by San Diego to a one-year contract, January 11, 2021.
- ✕ Acquired by San Diego from Toronto (AHL) for future considerations, December 10, 2018.
- ✕ Signed by Toronto (AHL) to a one-year contract, October 4, 2018.
- ✕ Signed by Chicago to a two-year contract, February 23, 2017.
- ✕ Signed by Toronto a PTO, August 27, 2016.
- ✕ Signed by Ottawa to a one-year contract extension, July 28, 2008.
- ✕ Signed by Ottawa to a three-year entry-level contract, September 16, 2005.

CAREER STATISTICS

REGULAR SEASON										PLAYOFFS					
Season	Team	League	GP	MIN	GA	SO	GAA	W-L-T	SV%	GP	MIN	GA	SO	GAA	W-L
2005-06	Binghamton	AHL	6	312	20	0	3.85	1-4-0	.883	-	-	-	-	-	-
2006-07	Binghamton	AHL	43	2175	149	1	4.11	9-24-2	.888	3	180	6	0	2.00	3-0
2007-08	Binghamton	AHL	45	2313	111	2	2.88	15-20-4	.913	-	-	-	-	-	-
2008-09	Binghamton	AHL	41	2219	119	0	3.32	17-19-3	.903	-	-	-	-	-	-
2009-10	Barys	KHL	41	2114	101	1	2.87	19-11-4	.918	3	223	10	0	2.69	0-3
2010-11	Barys	KHL	23	1240	61	1	2.95	7-9-4	.911	2	119	6	0	3.02	0-2
2011-12	Barys	KHL	28	1546	83	1	3.22	12-12-2	.904	-	-	-	-	-	-
2012-13	Novosibirsk	KHL	38	2198	74	4	2.02	16-11-8	.933	7	407	12	2	1.77	3-4
2013-14	Moscow Spartak	KHL	37	2098	81	4	2.32	12-19-6	.919	-	-	-	-	-	-
	CSKA Moscow	KHL	6	366	8	1	1.31	2-2-2	.944	4	212	11	0	3.11	0-4
2014-15	Tolyatti	KHL	14	676	39	0	3.46	1-9-0	.885	-	-	-	-	-	-
2015-16	Minsk	KHL	31	1756	81	4	2.77	12-14-4	.910	-	-	-	-	-	-
2016-17	Toronto	AHL	2	117	4	0	2.05	1-1-0	.917	-	-	-	-	-	-
	Rockford	AHL	20	1165	51	2	2.63	8-10-0	.914	-	-	-	-	-	-
2017-18	Rockford	AHL	28	1639	77	0	2.82	15-9-1	.904	3	202	5	0	1.48	2-1
	CHICAGO	NHL	15	821	46	0	3.36	3-7-3	.898	-	-	-	-	-	-
2018-19	Toronto	AHL	10	460	33	0	4.31	3-5-1	.849	-	-	-	-	-	-
	San Diego	AHL	19	1024	53	0	3.10	9-6-1	.897	11	715	29	0	2.43	6-4
2019-20	Linz	Austria	9	540	22	1	2.44	4-5-0	.920	3	202	5	0	1.48	2-1
NHL Totals			15	821	46	0	3.36	3-7-3	.898	-	-	-	-	-	-
AHL Totals			214	11424	617	6	3.24	78-96-18	.900	17	1097	40	0	2.19	11-5

AHL CAREER HIGHS

SAVES: 47, Apr. 1, 2009 w/BNG vs. WBS
SHOTS FACED: 51, Apr. 5, 2008 w/ BNG vs. SPR
GOALS AGAINST: 8, twice (last: Nov. 28, 2017 w/ RFD vs. MB)
WINNING STREAK: Four games, Mar. 7-13, 2009 w/ BNG
REGULATION LOSING STREAK: Six games, Feb. 23-Mar. 10, 2007 w/ BNG
SHUTOUT SEQUENCE: 94:43, Nov. 28-Dec. 7, 2007 (spanning three games)
CONSECUTIVE GAMES PLAYED: 19 games Mar. 4-Apr. 11, 2009
CONSECUTIVE STARTS: 18 games, Mar. 4-Apr. 10, 2009
PENALTY SHOTS: 6-for-6 (last: Feb. 28, 2017 w/RFD @ MB; Quinton Howden; unsuccessful)
CAREER SHOOTOUT STATISTICS: 10-8 (51-for-86, .593)





MAXIM GOLOD

LEFT WING



SHOOTS: Left **HEIGHT:** 5'11" **WEIGHT:** 168lbs
BORN: August 18, 2000; Toronto, Ontario
ACQUIRED: Signed by Anaheim as a free agent, Oct. 14, 2020
DRAFTED: Not drafted

2019-20

- ✕ In his final season with the Erie (OHL), led the Otters in scoring (25-53=78), assists, PPP (26) and shots (252) in 63 games.
- ✕ Also co-led the club in power-play assists (19), ranked second in goals and third in PPG (7).

CAREER

- ✕ Was named to the OHL Second All-Rookie Team in 2017-18, recording 12-21=33 points in 61 games...among OHL rookies, ranked seventh in assists and tied for eighth in scoring.
- ✕ Signed a three-year entry-level contract with Anaheim, Oct. 14, 2020.

TWITTER @MAX_GOLOD
INSTAGRAM @MAXGOLOD_

CAREER STATISTICS

Season	Team	League	REGULAR SEASON							PLAYOFFS				
			GP	G	A	PTS	PIM	+/-		GP	G	A	PTS	PIM
2017-18	Erie	OHL	61	12	21	33	30	-11		-	-	-	-	-
2018-19	Erie	OHL	54	17	18	35	30	-6		18	2	9	11	30
2019-20	Erie	OHL	63	25	53	78	34	+9		-	-	-	-	-
OHL Totals			54	92	146	94	-8	-		-	-	-	-	-



SHOOTS: Left

HEIGHT: 6'2"

WEIGHT: 194lbs

BORN: May 31, 2000 (20); Rouen, France

DRAFTED: By Anaheim in the second round (54th overall) of the 2018 NHL Draft

CAREER TRANSACTIONS

× Signed by Anaheim to a three-year entry-level contract, October 10, 2019.

CAREER STATISTICS

REGULAR SEASON									PLAYOFFS				
Season	Team	League	GP	G	A	PTS	PIM	+/-	GP	G	A	PTS	PIM
2016-17	Halifax	QMJHL	62	17	14	31	34	-18	6	1	1	2	4
2017-18	Halifax	QMJHL	68	28	27	55	100	+9	9	2	6	8	14
2018-19	Halifax	QMJHL	65	31	49	80	56	+37	10	4	8	12	12
2019-20	Halifax	QMJHL	26	15	26	41	28	+6	-	-	-	-	-
	Moncton	QMJHL	29	14	23	37	30	+14	-	-	-	-	-
QMJHL Totals			250	105	139	244	248	+48	25	7	15	22	30

2019-20

- × Combined for 29-49=78 points with a +20 rating in 55 QMJHL games with Halifax and Moncton, tying a career high in assists and setting a career best in SHG (3).
- × Recorded a 16-game point streak from Nov. 1-Jan. 3 (13-16=29), tied for the third longest such streak in the QMJHL.
- × Ranked third in faceoff percentage (798-of-1,324, 60.1%, min. 500 FO) and fourth in faceoff wins.
- × Was awarded the Guy Carbonneau Trophy as the QMJHL Best Defensive Forward.

CAREER

- × Helped lead Halifax (QMJHL) to the 2019 Memorial Cup championship final and the 2019 QMJHL President's Cup final game...was named to the CHL Memorial Cup All-Star Team after earning 1-3=4 points with a +3 rating in four tournament games...also recorded 4-8=12 points in 10 QMJHL playoff games...
- × Set QMJHL regular-season career highs in points (31-49=80), goals and plus/minus (+37) in 2018-19 with Halifax.
- × Was the first overall pick in the 2016 QMJHL Entry Draft by Halifax.
- × Was born in Rouen, France and raised in Gatineau, Quebec...is the son Syracuse (AHL) head coach Benoit Groulx.

TWITTER @BO_GROULX57

INSTAGRAM @DR.GROULX



BRENDAN GUHLE



SHOOTS: Left

HEIGHT: 6'2"

WEIGHT: 196lbs

BORN: July 29, 1997 (23); Edmonton, Alberta

ACQUIRED: From Buffalo with a 2019 first-round draft pick in exchange for Brandon Montour, February 24, 2019

DRAFTED: By Buffalo in the second round (51st overall) of the 2015 NHL Draft

2019-20

- × Split his third professional season between the Anaheim Ducks and San Diego.
- × Began the season with the Ducks, recording 4-4=8 points and 10 PIM in 30 NHL games.
- × Scored his first NHL goal, Nov. 27 at Arizona...netted his first NHL game-winning goal, Feb. 28 vs. Pittsburgh.
- × Posted 4-10=14 points with 18 PIM and a +9 rating in 27 AHL games with the Gulls.
- × Ranked tied for second among Gulls defensemen with four goals and third with a career high +9 rating.
- × Finished the AHL season with points four of his last five games (1-3=4) and 3-5=8 points with a +9 rating his last 14 games.
- × Posted a season-long, four-game point streak (1-4=5) from Nov. 2-Dec. 13, with the Gulls
- × Recorded two multi-point games with San Diego, Nov. 2 vs. Colorado (1-1=2) and Jan. 11 vs. Ontario (1-1=2).

CAREER

- × Made his NHL debut with Buffalo Dec. 3, 2016 vs. Boston, logging a +1 rating in 16:20 TOI.
- × Collected his first point (assist) as a Duck in a 2-1 Anaheim victory Mar. 3, 2019 vs. Colorado.
- × Was an AHL All-Star (2019) and participated in the 2019 AHL Skills Competition where he posted the sixth fastest time in the fastest skater competition in event history.
- × Recorded 30-73=103 points and 150 PIM in 233 career WHL games with Prince George and Prince Albert...also tallied 1-10=11 points with a +3 rating and 10 PIM in 16 WHL playoff games

TWITTER @GUHLES_
INSTAGRAM @GUHLES_

DEFENSEMAN



CAREER TRANSACTIONS

- × Signed by Anaheim to a two-year contract extension, May 10, 2020.
- × Acquired by Anaheim from Buffalo with a first-round selection in the 2019 NHL Draft (Brayden Tracey) in exchange for Brandon Montour February 24.
- × Signed by Buffalo to a three-year entry-level contract, July 27, 2015.

CAREER STATISTICS

Season	Team	League	REGULAR SEASON							PLAYOFFS				
			GP	G	A	PTS	PIM	+/-		GP	G	A	PTS	PIM
2013-14	Prince Albert	WHL	51	0	10	10	29	-5		5	1	1	2	0
2014-15	Prince Albert	WHL	72	5	27	32	36	-6		-	-	-	-	-
2015-16	Prince Albert	WHL	63	10	18	28	53	-5		5	0	3	3	6
	Rochester	AHL	6	1	3	4	0	0		-	-	-	-	-
2016-17	Prince Albert	WHL	15	2	2	4	10	-4		-	-	-	-	-
	Prince George	WHL	32	13	16	29	22	+17		6	0	6	6	4
	BUFFALO	NHL	3	0	0	0	0	+1		-	-	-	-	-
	Rochester	AHL	6	1	1	2	2	-3		-	-	-	-	-
2017-18	Rochester	AHL	50	8	18	26	26	+1		3	0	0	0	2
	BUFFALO	NHL	18	0	5	5	10	-6		-	-	-	-	-
2018-19	Rochester	AHL	50	5	22	27	34	-11		-	-	-	-	-
	BUFFALO	NHL	2	0	0	0	2	+1		-	-	-	-	-
	ANAHEIM	NHL	6	0	1	1	2	-3		-	-	-	-	-
2019-20	ANAHEIM	NHL	30	4	4	8	10	-2		-	-	-	-	-
	San Diego	AHL	27	4	10	14	18	+9		-	-	-	-	-
NHL Totals			59	4	10	14	24	-9		-	-	-	-	-
AHL Totals			139	19	54	73	80	-4		3	0	0	0	2

AHL Career Hat Tricks: None

AHL Career Multiple-Point Games: 11 (0 multiple goal, 6 multiple assist)

AHL Career OT Goals: 1, Jan. 5, 2018 w/ ROC vs. BRI

AHL CAREER HIGHS

GOALS: 1, 19 times (last: Feb. 5, 2020 @ S.J.)

ASSISTS: 2, six times (last: Feb. 1, 2019 w/ ROC @ BNG)

POINTS: 3 (Feb. 16, 2018 w/ ROC @ WBS; 1-2=3)

PIM: 4, seven times (last: Jan. 17, 2020 vs. TUC)

SHOTS: 8, Apr. 12, 2017 w/ ROC vs. BNG

PLUS/MINUS: +3, two times (last: Jan. 11, 2020 vs. ONT)

GOAL STREAK: None

ASSIST STREAK: Four games: Nov. 2-Dec. 13, 2019 (1-4=5)

POINT STREAK: Five games: Oct. 13-20, 2018 (2-4=6)

PENALTY SHOTS: None

MILESTONES WITHIN REACH: 27 points to 100 AHL points
41 games to 100 NHL games





JANI HAKANPAA



SHOOTS: Right

HEIGHT: 6'5"

WEIGHT: 218lbs

BORN: March 31, 1992 (28); Kirkkonummi, Finland

ACQUIRED: Signed by Anaheim as a free agent, July 16, 2019

DRAFTED: By St. Louis in the fourth round (104 overall) of the 2010 NHL Draft

2019-20

- ✕ Split his ninth professional season between San Diego and Anaheim...recorded 1-12=13 points with 39 PIM and +12 rating in 56 games with the Gulls.
- ✕ Made NHL debut with Anaheim on Mar. 4 vs. Colorado...scored his first NHL goal on Mar. 11 vs. St. Louis.
- ✕ Ranked second among San Diego defensemen in plus/minus and fourth in assists.
- ✕ Scored his first goal as a Gull (GWG) and tied a club record with a career-high +5 rating, Dec. 27 at Ontario.
- ✕ Earned a +4 rating or higher on three separate occasions this season.
- ✕ Recorded two multi-assist games, including Nov. 2 vs. Colorado (0-2=2) and Jan. 11 vs. Ontario (0-2=2).

CAREER

- ✕ Established Finnish Elite League career highs in goals (11), plus/minus (+29) and PIM (92) in 2018-19 with Kärpät, while falling one point shy of matching his personal best in points (24 in 2017-18)...also appeared in a career high 17 playoff games.
- ✕ Earned 25-56=81 points with a +76 rating in 298 career Finnish Elite League games with Kärpät and Espoo...led Finnish Elite League defensemen in plus/minus in back-to-back seasons in 2018-19 (+29) and 2017-18 (+28).
- ✕ Was a member of the 2017-18 Kärpät team that won the 2018 Finnish Elite League postseason championship... helped lead Kärpät to the league's top regular-season record (41-11-2) in 2018-19 and an appearance in the Finnish Elite League championship against HPK (won by HPK in overtime in Game 7).
- ✕ Signed a one-year contract extension with Anaheim, May 6, 2020.
- ✕ Helped Finland's national team to a gold medal at the 2019 World Championship...also won bronze with Team Finland at the 2010 Under-18 World Championship, earning 1-1=2 points with a +3 rating in six tournament games.

TWITTER @JHAKANPAA

INSTAGRAM @OMANPAANLUUTA

DEFENSEMAN



CAREER TRANSACTIONS

- ✕ Signed by Anaheim to a one-year contract extension, May 6, 2020.
- ✕ Signed by Anaheim to a one-year contract, July 3, 2019.
- ✕ Signed by Kärpät (Finland) to a two-year contract extension, December 14, 2016.
- ✕ Signed by Kärpät (Finland) to a two-year contract, July 2, 2015.
- ✕ Loaned by St. Louis to Espoo (Finland) for the 2012-13 season, September 14, 2012.
- ✕ Signed by St. Louis to a three-year entry-level contract, May 21, 2012.
- ✕ Signed by Espoo (Finland) to a two-year contract, July 27, 2010.

CAREER STATISTICS

Season	Team	League	REGULAR SEASON							PLAYOFFS				
			GP	G	A	PTS	PIM	+/-		GP	G	A	PTS	PIM
2013-14	Espoo	Finland	41	5	7	12	29	30		5	1	1	2	0
2012-13	Espoo	Finland	34	2	3	5	34	+2		-	-	-	-	-
	Peoria	AHL	14	1	3	4	6	0		-	-	-	-	-
2013-14	Chicago	AHL	54	4	4	8	33	+20		3	0	1	1	1
2014-15	Chicago	AHL	64	1	7	8	47	0		4	0	1	1	6
	Quad City	ECHL	2	1	0	1	0	-1		-	-	-	-	-
2015-16	Kärpät	Finland	60	1	11	12	40	+15		14	1	5	6	8
2016-17	Kärpät	Finland	53	0	5	5	61	-4		2	0	1	1	2
2017-18	Kärpät	Finland	58	6	18	24	44	+28		16	3	4	7	18
2018-19	Kärpät	Finland	52	11	12	23	94	+29		17	1	3	4	6
2019-20	San Diego	AHL	47	1	12	13	24	+12		-	-	-	-	-
	ANAHEIM	NHL	5	1	0	1	2	+1		-	-	-	-	-
NHL Totals			5	1	0	1	2	+1		-	-	-	-	-
AHL Totals			179	7	26	33	110	+32		7	0	2	2	6
Finland Totals			298	25	56	81	303	+76		49	5	13	18	34

AHL Career Hat Tricks: None

AHL Career Multiple-Point Games: 3 (0 multiple goal, 3 multiple assist)

AHL Career OT Goals: 1, Jan. 5, 2018 w/ ROC vs. BRI

AHL CAREER HIGHS

GOALS: 1, seven times (last: Dec. 27, 2019 @ ONT)

ASSISTS: 2, three times (last: Jan. 11, 2020 vs. ONT)

POINTS: 2, three times (last: Jan. 11, 2020 vs. ONT)

PIM: 7, Nov. 13, 2013 w/ CHI @ IA

SHOTS: 5, Jan. 3, 2015 w/ CHI vs. RFD

PLUS/MINUS: +5, Dec. 27, 2019 @ ONT

GOAL STREAK: None

ASSIST STREAK: Three games: Mar. 30-Apr. 7, 2013 (0-3=3)

POINT STREAK: Three games: Mar. 30-Apr. 7, 2013 (0-3=3)

PENALTY SHOTS: None

MILESTONES WITHIN REACH: 21 games to 200 AHL games





MAX JONES



SHOOTS: Right

HEIGHT: 6'3"

WEIGHT: 220lbs

BORN: February 17, 1998 (22); Rochester, Michigan

DRAFTED: By Anaheim in the first round (24th overall) of the 2016 NHL Draft

2019-20

- × Split his second professional season between the Anaheim Ducks and Gulls
- × Began the season with the Ducks, recording 8-4=12 points and 36 PIM in 59 NHL games.
- × Scored his first shorthanded goal with Anaheim, Feb. 7 at Toronto.
- × Recorded career highs with Anaheim in TOI (19:21), Jan. 7 vs. Columbus and hits (8) Jan. 27 vs. San Jose.
- × Recorded two goals (2-0=2) and 21 PIM in eight AHL games with the Gulls.
- × Scored both goals with San Diego in matchups against Grand Rapids, Dec. 11 and Jan. 24.

CAREER

- × Made his NHL debut Jan. 17, 2019 at Minnesota...scored his first career NHL goal (Carey Price) Mar. 8, 2019 vs. Montreal.
- × Scored his first regular-season AHL goal Nov. 3, 2018 at Ontario...recorded his first career multi-point game with two assists, including his first career regular-season point, Oct. 20, 2018 vs. Bakersfield.
- × Registered 14-15=29 points with a +7 rating and 50 PIM in 43 games with the Gulls in the 2018-19 season, leading Gulls rookies in game-winning goals (4) and ranking third in points, goals and plus/minus.
- × Helped San Diego to the Western Conference Finals in the 2019 Calder Cup Playoffs, posting four assists (0-4=4) with 10 PIM in eight postseason games.
- × Made his professional debut with San Diego during the 2017 Calder Cup Playoffs, collecting 1-1=2 points in nine games.
- × Helped lead London to Memorial Cup and OHL championships in 2016 after scoring 7-5=12 points in 14 postseason games.
- × Has represented Team USA at numerous international tournaments, including the 2018 World Junior (bronze) and the 2014 World U-17 Hockey Challenge (silver) where he led the tournament with seven goals (7-4=11) in six games.
- × His father, Brad, played 148 career NHL games with Winnipeg, Los Angeles and Philadelphia, while his mother, Mary, was a two-time NCAA champion and three-time Big 10 champion diver at the University of Michigan.

TWITTER @JONES_MAX19

INSTAGRAM @MAXJONES98

LEFT WING



CAREER TRANSACTIONS

- × Signed by Anaheim to a three-year entry-level contract, August 26, 2016.

CAREER STATISTICS

			REGULAR SEASON						PLAYOFFS				
Season	Team	League	GP	G	A	PTS	PIM	+/-	GP	G	A	PTS	PIM
2015-16	London	OHL	63	28	24	52	106	+30	6	1	1	2	23
2016-17	London	OHL	33	17	19	36	65	+23	14	7	5	12	24
	San Diego	AHL	0	0	0	0	0	0	9	1	1	2	6
2017-18	London	OHL	25	18	3	21	34	-7	-	-	-	-	-
	Kingston	OHL	6	1	2	3	2	+1	9	3	1	4	28
2018-19	ANAHEIM	NHL	30	2	3	5	14	-1	-	-	-	-	-
	San Diego	AHL	43	14	15	29	50	+7	8	0	4	4	10
2019-20	ANAHEIM	NHL	59	8	4	12	36	-6	-	-	-	-	-
	San Diego	AHL	8	2	0	2	21	-4	-	-	-	-	-
NHL Totals			89	10	7	17	50	-7	-	-	-	-	-
AHL Totals			51	16	15	31	71	+3	17	1	5	6	16

AHL Career Hat Tricks: None

AHL Career Multiple-Point Games: 9 (1 multiple goal, 3 multiple assist)

AHL Career OT Goals: None

AHL CAREER HIGHS

GOALS: 2, Dec. 15, 2018 vs. SJ

ASSISTS: 2, three times (last: Jan. 12, 2019 @ MIL)

POINTS: 3, two times (last: Jan. 12, 2019 @ MIL; 1-2=3)

PIM: 10, Nov. 28, 2018 vs. MB

SHOTS: 9, Nov. 10, 2018 vs. COL

PLUS/MINUS: +3, Dec. 30, 2018 @ SJ

GOAL STREAK: None

ASSIST STREAK: None

POINT STREAK: None

PENALTY SHOTS: None

MILESTONES WITHIN REACH: 11 games to 100 NHL games





KEEGAN KANZIG



SHOOTS: Left **HEIGHT:** 6'6" **WEIGHT:** 252lbs
BORN: February 26, 1995 (25); Athabasca, Alberta
ACQUIRED: Signed by San Diego to a one-year contract, January 11, 2021
DRAFTED: By Calgary in the third round (67th overall) of the 2013 NHL Draft

2019-20

- × Split his fifth professional season between the Idaho Steelheads of the ECHL and the San Diego Gulls...appeared in six games with San Diego, going scoreless with 24 PIM.
- × Recorded 1-1=2 points and 108 penalty minutes (PIM) in 46 ECHL games with the Idaho Steelheads.
- × Signed a professional tryout (PTO) with the Gulls on Feb. 13...Made his Gulls debut, Feb. 14 at Iowa.
- × Ranked second among ECHL defensemen with 108 PIM at the time of his signing.

CAREER

- × Earned two assists (0-2=2) with a +1 rating and 45 PIM in 15 career AHL appearances with San Diego and Stockton.
- × Made his AHL debut with Stockton on Oct. 21, 2015 at Texas...Recorded his first career AHL point (assist) with Stockton on Nov. 30, 2016 vs. Charlotte.
- × Scored 6-24=30 points with a +53 rating and 446 PIM in 221 ECHL games with Idaho, Florida and Adirondack.
- × Set career highs in points (4-14=18), goals, assists, PIM (167) and plus/minus (+30), appearing in 72 ECHL games with the Idaho Steelheads in 2018-19.
- × Has made 26 Kelly Cup Playoff (ECHL) appearances, recording 1-4=5 points and 82 PIM.

TWITTER @BIGKEEGS5
INSTAGRAM @BIGKEEGS5

DEFENSEMAN



CAREER TRANSACTIONS

- × Signed by San Diego to a one-year contract, January 11, 2021.
- × Signed by San Diego to a professional tryout (PTO), February 13, 2020.
- × Acquired by Carolina from Calgary with a sixth-round selection in the 2019 NHL Draft for Eddie Lack, Ryan Murphy and a seventh-round selection in the 2019 NHL Draft, June 29, 2017.
- × Signed by Calgary to a three-year entry-level contract, December 19, 2013.

CAREER STATISTICS

Season	Team	League	GP	REGULAR SEASON					+/-	PLAYOFFS				
				G	A	PTS	PIM			GP	G	A	PTS	PIM
2015-16	Stockton	AHL	3	0	0	0	2	0		-	-	-	-	-
2016-17	Stockton	AHL	6	0	2	2	19	+1		-	-	-	-	-
	Adirondack	ECHL	40	1	4	5	65	+10		6	0	1	1	21
2017-18	Florida	ECHL	63	0	5	5	106	+22		9	0	0	0	20
2018-19	Idaho	ECHL	72	4	14	18	167	+30		11	1	3	4	41
2019-20	Idaho	ECHL	46	1	1	2	108	-9		-	-	-	-	-
	San Diego	AHL	6	0	0	0	24	0		-	-	-	-	-
AHL TOTALS			46	2	6	8	14	-19		-	-	-	-	-
ECHL TOTALS			221	6	24	30	446	+53		26	1	4	5	82

AHL Career Hat Tricks: None
AHL Career Multiple-Point Games: None
AHL Career OT Goals: None

AHL CAREER HIGHS

GOALS: None
ASSISTS: 1, two times (last: Jan. 7, 2017 w/ STK vs. MIL)
POINTS: 1, two times (last: Jan. 7, 2017 w/ STK vs. MIL)
PIM: 15, Dec. 28, 2016 w/ STK vs. TUC
SHOTS: 3, Apr. 17, 2016 w/ STK @ SJ
PLUS/MINUS: +2, Jan. 7, 2017 w/ STK vs. MIL
GOAL STREAK: None
ASSIST STREAK: None
POINT STREAK: None
PENALTY SHOTS: None





BRYCE KINDOPP

RIGHT WING



SHOOTS: Right

HEIGHT: 6'2"

WEIGHT: 192lbs

BORN: June 14, 1999 (21); Lloydminster, Alberta

ACQUIRED: Signed by Anaheim as a free agent, March 4, 2020

DRAFTED: Not drafted

2019-20

- × Scored 40-34=74 points with a +30 rating and 42 PIM in 63 games as captain with Everett (WHL) in 2019-20, setting new career highs in scoring, goals while matching his previous high in assists.
- × Led the Silvertips in scoring, goals, OT goals (3), shots (272) and games played, co-led in PPG (14) and ranked third in plus/minus...
- × Among WHL skaters, led in GWG (11), ranked fourth in goals, tied for fifth in PPG.
- × Recorded 12 multi-goal games and 21 multi-point efforts, including a season-high four points on three separate occasions.
- × Was named to the WHL (West) Second All-Star Team.

CAREER

- × Helped Everett to the WHL United States Division title in each of his first three seasons with the club, and the top record in the division in 2019-20.
- × Had 110-87=197 points with a +67 rating and 86 PIM in 266 career games with Everett...finished his career ranked second in Silvertips franchise history in goals and eighth in points.
- × Was named Everett's Iron Man in 2017-18 and 2018-19, and the club's Unsung Hero in 2018-19

TWITTER @KINDOPPIAN

INSTAGRAM @BRYCEKINDOPP

CAREER TRANSACTIONS

- × Signed by Anaheim to a three-year entry-level contract, March 4, 2020.

CAREER STATISTICS

Season	Team	League	REGULAR SEASON						PLAYOFFS				
			GP	G	A	PTS	PIM	+/-	GP	G	A	PTS	PIM
2014-15	Everett	WHL	3	0	0	0	0	-2	-	-	-	-	-
2015-16	Everett	WHL	1	0	0	0	0	0	-	-	-	-	-
2016-17	Everett	WHL	60	7	7	14	8	-4	10	1	0	1	0
2017-18	Everett	WHL	72	24	12	36	10	+6	22	2	3	5	4
2018-19	Everett	WHL	67	39	34	73	26	+37	10	5	6	11	6
2019-20	Everett	WHL	63	40	34	74	42	+30	-	-	-	-	-
WHL Totals			266	110	87	197	86	+67	42	8	9	17	10



SHOOTS: Right **HEIGHT:** 5'11" **WEIGHT:** 194lbs
BORN: February 6, 1995 (26); Excelsior, Minnesota
ACQUIRED: Signed by Anaheim as a free agent, October 10, 2020
DRAFTED: Not drafted

2019-20

- ✗ In his third professional season with Hartford (AHL), scored 25-22=47 points with 46 PIM in 61 games...set a career high in goals and led the Wolf Pack in scoring, goals and PPG (9)...Represented Hartford at the 2020 AHL All-Star Game.
- ✗ Became one of eight players in the last 10 years (2010-20) to score 20-plus goals his first three seasons to begin an AHL career...is also one of three players to lead an AHL club in goals each of the last three seasons (also Greg Carey, Lehigh Valley and Reid Boucher, Utica).
- ✗ Scored a goal and recorded three assists (1-3=4, +3) to set a career high in points, Jan. 10, 2020 vs. Charlotte.
- ✗ Recorded 12 multi-point games, including three multi-goal and three multi-assist efforts.

CAREER

- ✗ Has paced Hartford in goals and PPG in each of his three seasons, while leading in points-per game in 2019-20 (.77) and 2018-19 (1.0).
- ✗ Appeared in 27 NHL games with the NY Rangers in 2018-19, earning 1-2=3 points...had 1-4=5 points in 19 games with the Rangers in 2017-18.
- ✗ Scored his first career goal and point in his NHL debut with the Rangers, Dec. 29, 2017 @ DET (Jimmy Howard).
- ✗ Had 37-46=83 points with a +17 rating in four seasons at the University of Minnesota (2013-17), helping the Golden Gophers to a 2015 Big Ten championship...won a Big Ten regular-season championship all four seasons and was an named a 2017 Honorable Mention for the conference All-Star Team.
- ✗ His grandfather, Lou Nanne, is a former Minnesota North Stars player, head coach and general manager. Nanne played in 635 NHL games for Minnesota (1967-78) and spent 11 years as general manager of the North Stars from 1977-1988. Nanne was inducted to the IIHF Hall of Fame in 2004.

TWITTER @19LETTIERI95
INSTAGRAM @VINNILETTIERI1995

CAREER TRANSACTIONS

- ✗ Signed by Anaheim to a one-year contract, October 10, 2020.
- ✗ Signed by the New York Rangers to a one-year contract extension, July 24, 2019.
- ✗ Signed by the New York Rangers to a two-year entry-level contract, Mar. 27, 2017.

CAREER STATISTICS

			REGULAR SEASON						PLAYOFFS				
Season	Team	League	GP	G	A	PTS	PIM	+/-	GP	G	A	PTS	PIM
2011-12	Lincoln	USHL	15	4	4	8	14	+2	7	0	1	1	0
2012-13	Lincoln	USHL	61	28	28	56	35	+29	5	1	2	3	0
	USNTDP	U-18	2	2	2	4	2	-	-	-	-	-	-
2013-14	Minnesota	Big Ten	37	2	6	8	8	+8	-	-	-	-	-
2014-15	Minnesota	Big Ten	37	9	3	12	14	+6	-	-	-	-	-
2015-16	Minnesota	Big Ten	37	7	19	26	18	-4	-	-	-	-	-
2016-17	Minnesota	Big Ten	38	19	18	37	36	+7	-	-	-	-	-
	Hartford	AHL	9	0	1	1	4	-4	-	-	-	-	-
2017-18	Hartford	AHL	55	23	13	36	31	0	-	-	-	-	-
	NY RANGERS	NHL	19	1	4	5	0	-12	-	-	-	-	-
2018-19	Hartford	AHL	8	23	25	48	22	-10	-	-	-	-	-
	NY RANGERS	NHL	27	1	2	3	14	-7	-	-	-	-	-
2019-20	Hartford	AHL	61	25	22	47	46	-4	-	-	-	-	-
NHL Totals			46	2	6	8	14	-19	-	-	-	-	-
AHL Totals			173	71	61	132	103	-18	-	-	-	-	-

AHL Career Hat Tricks: 1, Mar. 10, 2019 w/ HFD vs. HER
AHL Career Multiple-Point Games: 30 (9 multiple goal, 8 multiple assist)
AHL Career OT Goals: 3, last: Jan. 18, 2019 w/ HFD vs. LV

AHL CAREER HIGHS

GOALS: 3, Mar. 10, 2019 w/ HFD vs. HER
ASSISTS: 3, Jan. 10, 2020 w/ HFD vs. CHA
POINTS: 4, Jan. 10, 2020 w/ HFD vs. CHA
PIM: 14, Mar. 8, 2020 w/ HFD @ SPR
SHOTS: 10, Feb. 22, 2020 w/ HFD vs. SPR
PLUS/MINUS: +3, five times (last: Jan. 10, 2020)
GOAL STREAK: Five games: Feb. 13-23, 2019 (5-2=7)
ASSIST STREAK: None
POINT STREAK: Seven games: Feb. 5-24, 2019 (5-6=11)
PENALTY SHOTS: 0-for-1, Mar. 2, 2018 w/ HFD vs. PRO; unsuccessful vs. Jordan Binnington
MILESTONES WITHIN REACH: 27 games to 200 AHL games played
29 goals to 100 AHL goals





SHOOTS: Right **HEIGHT:** 5'9" **WEIGHT:** 171lbs
BORN: July 3, 1990 (30); Oakville, Ontario
ACQUIRED: Signed as a free agent January 29, 2021
DRAFTED: Not drafted

2019-20

- × Split his fifth professional season between Bridgeport and Toronto, recording 9-18=27 points in 58 games.
- × Posted a career-tying four-game assist streak (0-5=5), Mar. 2-7.
- × Began the season with goals in three straight games (3-1=4).
- × Recorded his 200th career AHL point, Dec. 6 @ UTI.
- × Scored his 25th career power-play goal, Oct. 5 @ SPR.
- × Was acquired by Toronto for Jordan Schmaltz, Feb. 24.

CAREER

- × Has totaled 80-135=215 points in 283 career AHL games...has also played 35 career Calder Cup Playoff games, collecting 12-12=24 points.
- × Helped the Grand Rapids Griffins to the 2017 Calder Cup Championship, posting 7-6=13 points with a +3 rating in 19 postseason games.
- × Appeared in two NHL games with Detroit in 2016-17...recorded an assist in his NHL debut, Apr. 8, 2017 vs. MTL.
- × Was named to the AHL All-Star Classic in 2016-17 and 2017-18.
- × Led Albany in points (18-36=54) and assists as a rookie in 2015-16.
- × Recorded 47-59=106 points in 118 career NCAA games with Brown University, serving as captain in 2014-15...named All-Ivy League Second Team, marking his third straight year earning All-Ivy honors.

TWITTER @28LORITO
INSTAGRAM @28LORITO

CAREER TRANSACTIONS

- × Signed by San Diego to a one-year contract, January 29, 2021.
- × Acquired by Toronto for Jordan Schmaltz, February 24, 2020.
- × Signed by the New York Islanders to a two-year contract, July 2, 2018.
- × Signed by Detroit to a two-year contract, July 1, 2016.
- × Signed by Albany to a one-year contract extension, June 19, 2015.
- × Signed by Albany to an amateur tryout, March 13, 2015.

CAREER STATISTICS

Season	Team	League	GP	REGULAR SEASON					+/-	PLAYOFFS				
				G	A	PTS	PIM			GP	G	A	PTS	PIM
2014-15	Brown Univ.	NCAA	29	11	12	23	8	-1		-	-	-	-	-
	Albany	AHL	11	3	9	12	2	-2		-	-	-	-	-
2015-16	Albany	AHL	71	18	36	54	26	+16		11	3	4	7	4
2016-17	Grand Rapids	AHL	61	22	34	56	25	+5		19	7	6	13	4
	DETROIT	NHL	2	0	1	1	0	0		-	-	-	-	-
2017-18	Grand Rapids	AHL	59	23	26	49	28	-2		-	-	-	-	-
2018-19	Bridgeport	AHL	23	5	11	16	12	+6		5	2	2	4	2
2019-20	Bridgeport	AHL	50	9	14	23	16	-17		-	-	-	-	-
	Toronto	AHL	8	0	5	5	6	-8		-	-	-	-	-
NHL Totals			2	0	1	1	0	0		-	-	-	-	-
AHL Totals			283	80	135	215	115	-2		35	12	12	24	10

AHL Career Hat Tricks: 1 (Oct. 10, 2017 w/ GR vs. CHI; 3-0=3)
AHL Career Multiple-Point Games: 57 (8 multiple goal, 28 multiple assist)
AHL Career OT Goals: 3 (last: Feb. 9, 2018 w/ GR @ SA)

AHL CAREER HIGHS

GOALS: 3 (Oct. 10, 2017 w/ GR vs. CHI; 3-0=3)
ASSISTS: 4 (Apr. 15, 2015 w/ ALB vs. SYR; 1-4=5)
POINTS: 5 (Apr. 15, 2015 w/ ALB vs. SYR; 1-4=5)
PIM: 5 (Mar. 19, 2017 w/ GR @ MIL)
SHOTS: 8, twice (last: Feb. 25, 2018 w/ GR vs. IA)
PLUS/MINUS: +3, three times (last: Mar. 3, 2019 w/ BRI @ LV)
GOAL STREAK: Four games: Mar. 16-23, 2018 (4-2=6)
ASSIST STREAK: Four games, six times (last: Mar. 2-7, 2020 (0-5=5))
POINT STREAK: Six games: Nov. 27-Dec. 9, 2019 (3-5=8)
PENALTY SHOTS: 1-for-2 (last: Oct. 6, 2019 w/ BRI @ HFD; successful vs. Adam Huska)
MILESTONES WITHIN REACH: 17 games to 200 career AHL games played...20 games to 100 career AHL goals





KEEGAN LOWE



SHOOTS: Left **HEIGHT:** 6'2" **WEIGHT:** 192lbs
BORN: March 29, 1993 (27); Edmonton, Alberta
ACQUIRED: Signed as a free agent January 11, 2021
DRAFTED: By Carolina in the third round (73rd overall) of the 2011 NHL Draft

2019-20

- ✕ In his seventh professional season and third with Bakersfield, posted 1-6=7 points with 58 PIM in 56 games.
- ✕ Led Condors defensemen in games played and PIM.
- ✕ Appeared in his 400th AHL game, Dec. 7 @ STK.
- ✕ Scored his first goal of the season, Dec. 22 @ COL.
- ✕ Posted a season-high +3 rating, Jan. 18 vs. SD.

CAREER

- ✕ Has appeared in 434 career AHL games, recording 16-80=96 points with 530 PIM.
- ✕ Is the son of Hockey Hall of Famer Kevin Lowe who won six Stanley Cups with the Edmonton Oilers and New York Rangers.
- ✕ Appeared in a career-tying 67 games in 2018-19, setting new career-highs in points (20), assists (0-20=20), and plus/minus (+19).
- ✕ Ranks fifth all-time in games played in Bakersfield Condors AHL history
- ✕ Named captain of Bakersfield (AHL), Oct. 16, 2018.
- ✕ Made his NHL debut, Apr. 9, 2015...fought Vincent Lecavalier twice in the game...has appeared in four NHL games, going scoreless with 10 PIM.
- ✕ Helped the Edmonton Oil Kings to the 2012 Memorial Cup championship. Recorded 1-7=8 points with a +10 rating in 22 playoff games.

TWITTER @KLOWE4

INSTAGRAM @KEEGANLOWE4

DEFENSEMAN



CAREER TRANSACTIONS

- ✕ Signed by San Diego to a one-year contract, January 11, 2021.
- ✕ Signed by Edmonton to a two-year contract extension, June 3, 2018.
- ✕ Signed by Edmonton to a one-year contract, July 1, 2017.
- ✕ Acquired by Montreal from Carolina for Philip Samuelsson, February 21, 2017.
- ✕ Signed by Carolina to a one-year contract extension, July 14, 2016.
- ✕ Signed by Carolina to a three-year entry-level contract, March 16, 2013.

CAREER STATISTICS

Season	Team	League	REGULAR SEASON							PLAYOFFS				
			GP	G	A	PTS	PIM	+/-		GP	G	A	PTS	PIM
2018-19	Sarnia	OHL	63	30	25	55	54	+1		4	1	1	2	2
2019-20	Sarnia	OHL	57	39	31	70	40	-34		-	-	-	-	-
	CAROLINA	NHL	2	0	0	0	10	-2		-	-	-	-	-
2015-16	Charlotte	AHL	67	3	11	14	75	-4		-	-	-	-	-
2016-17	Charlotte	AHL	49	3	9	12	53	+4		-	-	-	-	-
	St. John's	AHL	22	3	3	6	21	+8		3	0	0	0	-1
2017-18	EDMONTON	NHL	2	0	0	0	0	-1		-	-	-	-	-
	Bakersfield	AHL	52	2	12	14	65	+14		-	-	-	-	-
2018-19	Bakersfield	AHL	67	0	20	20	66	+19		10	1	5	6	17
2019-20	Bakersfield	AHL	56	1	6	7	58	-6		-	-	-	-	-
NHL Totals			4	0	0	0	10	-3		-	-	-	-	-
AHL Totals			434	16	80	96	530	+12		13	1	5	6	17

AHL Career Hat Tricks: None

AHL Career Multiple-Point Games: 8, (6 multiple assist)

AHL Career OT Goals: None

AHL CAREER HIGHS

GOALS: 1, 16 times (last: Dec. 22, 2019 w/ BAK @ COL; 1-0=1)

ASSISTS: 2, six times (last: Jan. 23, 2019 w/ BAK vs. COL; 0-2=2)

POINTS: 3 (Feb. 19, 2015 w/ CHA vs. CHI; 1-2=3)

PIM: 20, (Nov. 21, 2014 w/ CHA @ OKC)

SHOTS: 5, four times (last: Oct. 23, 2019 w/ BAK @ ONT)

PLUS/MINUS: +5, Mar. 16, 2018 w/ BAK vs. SJ

GOAL STREAK: None

ASSIST STREAK: Three games, twice (last: Feb. 2-9, 2019; 0-3=3)

POINT STREAK: Three games, twice (last: Feb. 2-9, 2019; 0-3=3)

PENALTY SHOTS: None

MILESTONES WITHIN REACH: 4 points to 100 career points...20 assists to 100 career assists...5 shots to 500 career shots





ISAC LUNDESTROM

CENTER



SHOOTS: Left **HEIGHT:** 6'0" **WEIGHT:** 183lbs
BORN: November 6, 1999 (21); Gallivare, Sweden
DRAFTED: By Anaheim in the first round (23rd overall) of the 2018 NHL Draft

2019-20

- × Split his second professional season between Anaheim and San Diego, recording 6-15=21 points and four PIM in 43 AHL games with the Gulls.
- × Ranked tied for second among San Diego leaders in game-winning goals (3) and tied for sixth in assists.
- × Matched a career best with two assists on three occasions (last: Feb 28 at Stockton), tying his previous career high, Nov. 16, 2018 vs. Bakersfield (0-2=2).
- × Netted back-to-back game-winning goals, including his first regular season AHL goal, Nov. 1-2 vs. Colorado.
- × Scored his first career overtime goal with 3.4 seconds remaining in the additional period, Mar. 7 at San Jose.
- × Recorded four assists in 15 NHL games with Anaheim...logged an NHL career high 19:42 TOI, Dec. 21 at New York Islanders.

CAREER

- × Became the third-youngest Duck to make his NHL debut at 18 years, 11 months and two days Oct. 8, 2018 vs. Detroit.
- × Recorded his first NHL point (assist) on Oct. 13, 2018 at Dallas.
- × In his AHL debut, collected two assists (0-2=2) Nov. 16, 2018 vs. Bakersfield...became the third-youngest Gull to appear in a game at 19 years and 10 days.
- × Scored his first career playoff goal as part of a three-point contest in Game 2 of the Pacific Division Finals May 4, 2019 at Bakersfield (1-2=3)...became the youngest Gull to record three points in a playoff game at 19 years and six months.
- × Recorded the most points in the SHL by an under-18 player during the 2016-17 season with Lulea, earning 3-3=6 points as a 16-year old.
- × Has represented Sweden in numerous international tournaments, including the 2019 World Junior Championship, 2018 World Junior Championship (silver), 2016 U-18 World Championship (silver) and 2015 World Under-17 Hockey Challenge (bronze).

TWITTER @ISACLUNDESTR
INSTAGRAM @LUNDESTROM

CAREER TRANSACTIONS

- × Signed by Anaheim to a three-year entry-level contract, August 7, 2018.

CAREER STATISTICS

Season	Team	League	REGULAR SEASON							PLAYOFFS				
			GP	G	A	PTS	PIM	+/-		GP	G	A	PTS	PIM
2015-16	Lulea HF	SHL	4	0	0	0	0	-1		-	-	-	-	-
	Lulea Jr.	Sweden Jr.	34	4	13	17	12	-1		-	-	-	-	-
2016-17	Lulea HF	SHL	45	3	3	6	0	-5		1	0	0	0	0
	Lulea Jr.	Sweden Jr.	10	3	4	7	4	+3		3	1	2	3	0
2017-18	Lulea HF	SHL	42	6	9	15	14	+7		3	0	0	0	0
2018-19	ANAHEIM	NHL	15	0	2	2	2	-1		-	-	-	-	-
	San Diego	AHL	12	0	6	6	2	-6		7	1	2	3	0
	Lulea	SHL	17	2	7	9	2	+5		10	2	6	8	0
2019-20	ANAHEIM	NHL	15	0	4	4	0	-2		-	-	-	-	-
	San Diego	AHL	43	6	15	21	4	-6		-	-	-	-	-
NHL Totals			30	0	6	6	2	-3		-	-	-	-	-
AHL Totals			55	6	21	27	6	-12		7	1	2	3	0
SHL Totals			108	11	19	30	16	+6		14	2	6	8	0

AHL Career Hat Tricks: None

AHL Career Multiple-Point Games: 4 (0 multiple goal, 4 multiple assist)

AHL Career OT Goals: 1, Mar. 7, 2020 @ S.J

AHL CAREER HIGHS

GOALS: 1, six times (last: Mar. 7, 2020 @ S.J)

ASSISTS: 2, four times (last: Feb. 28, 2020 @ STK)

POINTS: 2, four times (last: Feb. 28, 2020 @ STK; 0-2=2)

PIM: 2, three times (last: Feb. 1, 2020 vs. ONT)

SHOTS: 6, Nov. 16, 2018 vs. BAK

PLUS/MINUS: +3, Jan. 25, 2020 @ GR

GOAL STREAK: None

ASSIST STREAK: None

POINT STREAK: None

PENALTY SHOTS: None

MILESTONES WITHIN REACH: 45 games to 100 AHL games





JOSH MAHURA



SHOOTS: Left **HEIGHT:** 6'0" **WEIGHT:** 192lbs
BORN: May 5, 1998 (22); St. Albert, Alberta
DRAFTED: By Anaheim in the third round (85th overall) of the 2016 NHL Draft

2019-20

- Split his second professional season between the Anaheim Ducks and San Diego...collected 1-3=4 points and two PIM in 11 NHL games with the Ducks this season.
- Tallied three assists (0-3=3) in his season debut with Anaheim, Oct. 29 vs. Winnipeg to become the sixth rookie in NHL history and the first since 1991 to record three assists in less than three minutes (2:52) of a single period (Todd Richards, Hartford Mar. 31, 1991 @ Boston, 2:37).
- Posted an NHL career high in TOI (21:18) with the Ducks, Nov. 10 vs. Edmonton.
- Began the season with the Gulls, recording 4-17=21 points and 40 PIM in 44 AHL games.
- Ranked second among Gulls defensemen in scoring, assists and shots (103).
- Earned his first career AHL three-point game (1-2=3, +3), including his first career overtime-winning goal, Jan. 10 vs. Iowa.
- Finished the season with 1-6=7 points, including three multi-assist efforts his last eight games with San Diego.
- Recorded his first goal of the season as part of a multi-point effort (1-1=2), and added a season-high +4 rating, Dec. 27 at Ontario.

CAREER

- Made his NHL debut with Anaheim, going scoreless with a +2 rating on Nov. 18, 2018 vs. Colorado.
- Scored his first NHL goal Dec. 20 at Boston (Jaroslav Halak)...recorded his first NHL point (assist) Nov. 21 vs. Vancouver.
- Made his AHL debut with San Diego, Oct. 6, 2018 at Tucson...scored his first AHL goal (PPG) Nov. 3, 2018 at Ontario...recorded his first AHL point (assist), Oct. 13, 2018 at Ontario.
- In 2018-19, co-led Gulls defensemen in points (1-18=19) and led in assists as a rookie.
- Set a Gulls club record with a +5 rating and was on the ice for all six San Diego goals, Feb. 1, 2019 vs. Ontario.
- Appeared in nine Calder Cup Playoff games, going scoreless with two PIM...made his Calder Cup Playoffs debut in Game 1 of the First Round on Apr. 17, 2019 vs. San Jose.
- Scored 41-90=131 points with a +44 rating and 119 PIM in 186 career WHL games with Red Deer and Regina.

DEFENSEMAN



CAREER (CON'T)

- Was named to the CHL Memorial Cup All-Star Team in 2017-18 after ranking tied for third among Memorial Cup leaders in points (2-5=7) and assists (5), while also co-leading tournament defensemen in scoring.
- Helped lead Regina to the 2017 WHL Championship final against Seattle, collecting 8-13=21 points in 23 playoff games...finished the postseason leading league defensemen in goals, while ranking third in scoring, assists and PPG (3).

TWITTER @JOSHMAHURA

INSTAGRAM @JOSHMAHURA

CAREER TRANSACTIONS

- Signed by Anaheim to a three-year entry-level contract, May 17, 2017.

CAREER STATISTICS

Season	Team	League	REGULAR SEASON							PLAYOFFS				
			GP	G	A	PTS	PIM	+/-		GP	G	A	PTS	PIM
2014-15	Red Deer	WHL	51	2	6	8	20	-10		5	0	1	1	2
2015-16	Red Deer	WHL	2	0	1	1	0	+1		17	2	2	4	6
2016-17	Red Deer	WHL	39	9	24	33	35	-1		-	-	-	-	-
	Regina	WHL	34	8	12	20	22	+18		23	8	13	21	16
2017-18	Regina	WHL	60	22	47	69	42	+36		7	0	5	5	8
2018-19	San Diego	AHL	40	1	18	19	10	-3		9	0	0	0	2
	ANAHEIM	NHL	17	1	4	5	4	0		-	-	-	-	-
2019-20	San Diego	AHL	44	4	17	21	40	0		-	-	-	-	-
	ANAHEIM	NHL	11	1	3	4	2	-3		-	-	-	-	-
NHL Totals			28	2	7	9	6	-3		-	-	-	-	-
AHL Totals			84	5	35	40	50	-3		9	0	0	0	2

AHL Career Hat Tricks: None

AHL Career Multiple-Point Games: 10 (0 multiple goal, 8 multiple assist)

AHL Career OT Goals: 1, Jan. 10, 2020 vs. IA

AHL CAREER HIGHS

GOALS: 1, five times (last: Feb. 28, 2020 @ STK)

ASSISTS: 2, eight times (last: Mar. 7, 2020 @ SJ)

POINTS: 3, Jan. 10, 2020 vs. IA (1-2=3)

PIM: 12, Jan. 8, 2020 vs. IA

SHOTS: 7, Feb. 21, 2020 @ BAK

PLUS/MINUS: +5, Feb. 1, 2019 vs. ONT

GOAL STREAK: None

ASSIST STREAK: None

POINT STREAK: Three games: Oct. 27-Nov. 7, 2018 (1-2=3)

PENALTY SHOTS: None

MILESTONES WITHIN REACH: 16 games to 100 AHL games





ANTOINE MORAND



SHOOTS: Left

HEIGHT: 5'10"

WEIGHT: 185lbs

BORN: February 18, 1999 (21); Mercier, Quebec

DRAFTED: By Anaheim in the second round (60th overall) of the 2017 NHL Draft

2019-20

- × In his first professional season, recorded 5-11=16 points with a +4 rating and 31 PIM in 54 AHL games.
- × Led club rookies in appearances, and ranked second in scoring, goals, assists and shots (61)...also led San Diego forwards in games played.
- × Netted his first career shorthanded goal, Feb. 21 at Bakersfield.
- × Had a season-long three-game point streak from Oct. 25 - Nov. 1 (1-2=3), the first such streak of his career.
- × Made his professional debut with San Diego, Oct. 11 at San Jose.
- × Recorded his first career AHL point (assist), Oct. 25 vs. Ontario and scored his first goal, Oct. 26 at Ontario.

CAREER

- × In 243 career QMJHL games with Halifax and Acadie-Bathurst scored 90-180=270 points with a +70 rating...also earned 15-34=49 points in 59 QMJHL Playoff games.
- × Helped Halifax to the 2019 Memorial Cup, recording 3-1=4 points with a +2 rating in four games...marked his second straight appearance in the Memorial Cup.
- × Recorded 22-48=70 points with a +36 rating and 40 PIM with Halifax in 2018-19, ranking second in assists and power-play assists (20), tied for second in plus/minus and fifth in points and goals.
- × Helped lead Acadie-Bathurst to the 2018 Memorial Cup, collecting two assists (0-2=2) in four games...assisted on the GWG in the 2018 Memorial Cup championship game.
- × Also led the Titan to the 2018 QMJHL Championship with 8-11=19 points in 20 playoff games...ranked second among team leaders in playoff assists and third in playoff scoring...also
- × Was named to the QMJHL All-Rookie Team after recording 14-36=50 points in 48 games with Acadie-Bathurst in 2015-16.

TWITTER @ANTOINEMORAND18

INSTAGRAM @ANTOINEMORAND18

CENTER



CAREER TRANSACTIONS

- × Signed by Anaheim to a three-year entry-level contract, August 7, 2018.

CAREER STATISTICS

Season	Team	League	REGULAR SEASON							PLAYOFFS				
			GP	G	A	PTS	PIM	+/-		GP	G	A	PTS	PIM
2015-16	Acadie-Bathurst	QMJHL	48	14	36	50	37	-3		5	0	3	3	0
2016-17	Acadie-Bathurst	QMJHL	67	28	46	74	52	+21		11	2	10	12	8
2017-18	Acadie-Bathurst	QMJHL	66	26	50	76	57	+16		20	8	11	19	18
2018-19	Halifax	QMJHL	62	22	48	70	40	+36		23	5	10	15	10
2019-20	San Diego	AHL	54	5	11	16	31	+4		-	-	-	-	-
AHL Totals			54	5	11	16	31	+4		-	-	-	-	-
QMJHL			243	90	180	270	186	+70		59	15	34	49	36

AHL CAREER HAT TRICKS: None

AHL CAREER MULTIPLE-POINT GAMES: None

AHL CAREER OT GOALS: None

AHL CAREER HIGHS

GOALS: 1, five times (last: Feb. 21, 2020 @ BAK)

ASSISTS: 1, 11 times (last: Feb. 22, 2020 vs. SJ)

POINTS: 1, 16 times (last: Feb. 22, 2020 vs. SJ; 0-1=1)

PIM: 5, Mar. 11, 2020 @ TUC

SHOTS: 4, Dec. 7, 2019 vs. COL

PLUS/MINUS: +2, three times (last: Jan. 11, 2020 vs. ONT)

GOAL STREAK: None

ASSIST STREAK: None

POINT STREAK: Three games: Oct. 25-Nov. 1, 2019 (1-2=3)

PENALTY SHOTS: None

MILESTONES WITHIN REACH: 46 games to 100 AHL games





JACOB PERREAULT

RIGHT WING



SHOOTS: Right

HEIGHT: 5'11"

WEIGHT: 192lbs

BORN: April 15, 2002 (18); Montreal, Quebec

DRAFTED: By Anaheim in the first round (27th overall) of the 2020 NHL Draft

CAREER TRANSACTIONS

× Signed by Anaheim to a three-year entry-level contract, November 5, 2020.

CAREER STATISTICS

Season	Team	League	REGULAR SEASON							PLAYOFFS				
			GP	G	A	PTS	PIM	+/-		GP	G	A	PTS	PIM
2018-19	Sarnia	OHL	63	30	25	55	54	+1		4	1	1	2	2
2019-20	Sarnia	OHL	57	39	31	70	40	-34		-	-	-	-	-
OHL Totals			120	69	56	125	94	-33		-	-	-	-	-

2019-20

- × In his second junior season with the Sarnia Sting (OHL), posted 39-31=70 points in 57 games.
- × Led Sarnia skaters in goals and power-play goals (15) and ranked second among team leaders in points.
- × Ranked fifth in the OHL in PPG and tied for 10th in goals.
- × Began the season with a career-long 10-game point streak (4-10=14), Sept. 20-Oct. 20.
- × Recorded three straight multi-goal games (6-3=9), Nov. 30-Dec. 6.
- × Scored his second hat trick of the season, posting a career-tying 3-1=4 points, Feb. 8 @ WSR.
- × Appeared in his 100th career OHL game, Jan. 10 vs. OSH.
- × Registered at least one shot on goal in 54 of his 57 games played.

CAREER

- × Totaled 69-56=125 points in 120 career OHL games...also appeared in four OHL playoff games, posting 1-1=2 points.
- × Was named to the OHL First All-Rookie Team in 2018-19 after scoring 30-25=55 points in 63 games with Sarnia...became the fifth 16-year-old rookie to reach the 30-goal mark since 2009-10 (Cole Perfetti, Matt Puempel, Alex Galchenyuk, Arthur Kaliyev).
- × Ranked second in goals, tied for second in PPG (7) and GWG (5) and fourth in scoring among OHL rookies in 2018-19.
- × His father, Yanic, played 15 years in the NHL, scoring 247-269=516 points in 859 career games with Toronto, Los Angeles, Montreal, Nashville, Phoenix and Chicago from 1993-2008.
- × Was selected for the 2019 Canadian U-17 Hockey Challenge, where he recorded 2-0=2 points in six games.

TWITTER @JPERREAULT_44

INSTAGRAM @JPERREAULT_44



ANDREW POTURALSKI

RIGHT WING



SHOOTS: Right **HEIGHT:** 5'10" **WEIGHT:** 190lbs
BORN: January 14, 1994 (27); Williamsville, New York
ACQUIRED: Signed by Anaheim as a free agent October. 10, 2020
DRAFTED: Not drafted

2019-20

- × In his fifth professional season and first with San Diego, posted 2-5=7 points in 17 games.
- × Scored his first goal with San Diego, Oct. 12 @ STK.
- × Recorded his first multi-point game as a Gull with two assists, Oct. 26 @ ONT.
- × Missed 33 game with a broken wrist, Nov. 1 – Jan. 25.

CAREER

- × Has earned 68-115=183 points in 255 career AHL games...has also played 31 career Calder Cup Playoff games, collecting 13-15=28 points with a +16 rating.
- × Helped lead the Charlotte Checkers to the 2019 Calder Cup Championship, collecting 12-11=23 points with a +15 rating in 19 postseason games...recorded points in 15-of-18 playoff contests, including seven multi-point efforts.
- × Was named MVP of the 2019 Calder Cup Playoffs after leading all skaters in points and goals and co-leading in GWG (3) and plus/minus (+15).
- × Scored his first career goal on his first shot in his AHL debut, Mar. 12, 2016.
- × Recorded 36-45=81 points with 40 PIM in 77 career NCAA games at the University of New Hampshire (Hockey East)...led Hockey East in scoring in 2015-16 (31 points) and was named a Hobey Baker finalist.

TWITTER @APOTS94

INSTAGRAM @@APOTS94

CAREER TRANSACTIONS

- × Signed by Anaheim to a one-year contract extension, October 10, 2020.
- × Signed by Anaheim to a one-year contract, July 2, 2019.
- × Signed by Carolina to a one-year contract extension, June 9, 2018.
- × Signed by Carolina to a two-year entry-level contract, Mar. 8, 2016.

CAREER STATISTICS

Season	Team	League	REGULAR SEASON						PLAYOFFS				
			GP	G	A	PTS	PIM	+/-	GP	G	A	PTS	PIM
2015-16	Charlotte	AHL	16	2	3	5	0	-2	-	-	-	-	-
2016-17	Charlotte	AHL	74	19	33	52	34	+1	5	0	0	0	5
	CAROLINA	NHL	2	0	0	0	0	-3	-	-	-	-	-
2017-18	Charlotte	AHL	76	22	27	49	24	-11	8	1	4	5	2
2018-19	Charlotte	AHL	72	23	47	70	34	+16	18	12	11	23	15
2019-20	San Diego	AHL	17	2	5	7	8	0	-	-	-	-	-
NHL Totals			2	0	0	0	10	-3	-	-	-	-	-
AHL Totals			255	68	115	183	100	+4	3	13	15	28	19

AHL CAREER HAT TRICKS: None

AHL CAREER MULTIPLE-POINT GAMES: 33 (7 multiple goal, 15 multiple assist)

AHL CAREER OT GOALS: 3, last: Dec. 29, 2018 w/CHA @ LAV

AHL CAREER HIGHS

GOALS: 2, seven times (last: Mar. 27, 2019 w/CHA @ BRI; 2-1=3)

ASSISTS: 3, three times (last: Apr. 2, 2019 w/CHA vs. LV; 0-3=3)

POINTS: 4, three times (last: Mar. 2, 2019 w/CHA vs. LV; 2-2=4)

PIM: 10 (Oct. 20, 2018 w/CHA vs. HER)

SHOTS: 7, four times (last: Apr. 3, 2018 w/CHA vs. LV)

PLUS/MINUS: +4, twice (last: Mar. 31, 2018 w/CHA @ SYR)

GOAL STREAK: Four games: Dec. 8-13, 2017 (4-1=5)

ASSIST STREAK: Five games: Jan. 16-26, 2018 (0-7=7)

POINT STREAK: Eight games: Feb. 4-25, 2017 (4-6=10)

PENALTY SHOTS: 1-for-1 (Jan. 16, 2019 w/CHA vs. BRI; successful vs. Christopher Gibson)

MILESTONES WITHIN REACH: 17 points to 200 career points...45 games to 300 career AHL games played





JEREMY ROY



SHOOTS: Right

HEIGHT: 6'0"

WEIGHT: 194lbs

BORN: May 14, 1997 (23); Richelieu, Quebec

ACQUIRED: Signed to a professional tryout (PTO) January 13, 2021

DRAFTED: By San Jose in the second round (31st overall) of the 2015 NHL Draft

2019-20

- ✗ In his third professional season, recorded 1-7=8 points with a career-best +11 rating in 35 games.
- ✗ Posted a season-high 0-2=2 points with a season-tying +3 rating, Dec. 6 @ ONT.
- ✗ Scored his third career GWG, Feb. 16 @ BAK.
- ✗ Appeared in his 100th career AHL game, Jan. 18 @ IA.
- ✗ Set a new career-high in penalty minutes (28).

CAREER

- ✗ Has appeared in 113 career AHL games, collecting 9-28=37 points and 42 PIM with a +14 rating.
- ✗ Played in a career-high 58 games in 2018-19, setting personal bests in points (6-15=21), goals, assists and shots (86)... also matched career-highs in PPG (1) and GWG (1).
- ✗ Helped Canada to bronze at the 2015 U-18 World Junior Championship...led Canadian defensemen with three goals in seven games...also won gold with Canada at the 2014 Ivan Hlinka Memorial Tournament.
- ✗ Played four years in the QMJHL for Sherbrooke (2013-16) and Blainville-Boisbriand (2016-17), collecting 27-97=124 points with 96 PIM...also appeared in 6 QMJHL playoff games, posting 1-4=5 points...was named to the 2013-14 QMJHL All-Rookie Team and awarded the Raymond Lagace Trophy as the league's Defensive Rookie of the Year...was also selected to play in the 2015 CHL Top Prospects game.

DEFENSEMAN



CAREER TRANSACTIONS

- ✗ Signed by San Diego to a professional tryout, January 13, 2021.
- ✗ Signed by San Jose to a three-year entry-level contract, September 15, 2015.

CAREER STATISTICS

Season	Team	League	REGULAR SEASON							PLAYOFFS				
			GP	G	A	PTS	PIM	+/-		GP	G	A	PTS	PIM
2017-18	San Jose	AHL	20	2	6	8	6	-2		-	-	-	-	-
2018-19	San Jose	AHL	58	6	15	21	18	+5		-	-	-	-	-
2019-20	San Jose	AHL	35	1	7	8	28	+11		-	-	-	-	-
AHL Totals			113	9	28	37	52	+14		-	-	-	-	-

AHL Career Hat Tricks: None

AHL Career Multiple-Point Games: 2 (2 multiple assist)

AHL Career OT Goals: None

AHL CAREER HIGHS

GOALS: 1, nine times (last: Feb. 16, 2020 w/ SJ @ BAK; 1-0=1)

ASSISTS: 2, twice (last: Dec. 6, 2019 w/ SJ @ ONT; 0-2=2)

POINTS: 3 (Nov. 22, 2017 w/ SJ vs. SA; 1-2=3)

PIM: 5, four times (Feb. 5, 2020 w/ SJ vs. SD)

SHOTS: 6 (Nov. 11, 2018 w/ SJ vs. STK)

PLUS/MINUS: +3, three times (last: Mar. 10, 2020 w/ SJ @ STK)

GOAL STREAK: None

ASSIST STREAK: Five games: Oct. 5-15, 2018 (0-5=5)

POINT STREAK: Five games: Oct. 5-15, 2018 (0-5=5)

PENALTY SHOTS: None

MILESTONES WITHIN REACH: None





ANTHONY STOLARZ

GOALTENDER



SHOOTS: Left **HEIGHT:** 6'6" **WEIGHT:** 230lbs
BORN: January 20, 1994 (26); Edison, New Jersey
ACQUIRED: Signed by Anaheim as a free agent, July 3, 2019
DRAFTED: By Philadelphia in the second round (45th overall) of the 2012 NHL Draft

2019-20

- ✕ In his sixth professional season and first with San Diego, went 21-12-6 with a 2.66 GAA and .922 SV% in 39 AHL appearances.
- ✕ Set new career bests in goals-against average and save percentage, and tied a career high in wins.
- ✕ Led AHL goaltenders in assists (4) and saves (1,211), ranked tied for third in wins, fourth in minutes (2,321), fifth in games played and sixth in SV%.
- ✕ Completed the season 11-2-3 with a 2.36 GAA and .930 SV%, including multiple 40-plus save games.
- ✕ Won a career high seven straight games from Nov. 1-16, posting a 2.43 GAA and .921 SV%.
- ✕ Recorded a career best four assists to set a new single-season Gulls all-time record for assists by a goaltender...surpassed the previous mark of two set by Kevin Boyle (2018-19) and Matt Hackett (2015-16).
- ✕ Was named to the 2020 Pacific Division All-Star Team, becoming the second San Diego goaltender to participate in the annual event.
- ✕ Made his San Diego, Oct. 4 at Bakersfield and recorded his first win as a Gull, Nov. 1 vs. Colorado.
- ✕ Made his Anaheim Ducks debut, stopping 33-of-35 shots, Mar. 11 vs. St. Louis.

CAREER

- ✕ Signed a two-year contract with Anaheim through the 2020-21 NHL season, July 3, 2019.
- ✕ Has gone 6-7-4 with two shutouts, a 2.99 GAA and .910 SV% in 26 career NHL games with Anaheim, Edmonton and Philadelphia (2016-20).
- ✕ Owns a 71-53-19 record with three shutouts, a 2.86 GAA and .913 SV% in 152 career AHL games with San Diego and Lehigh Valley (2014-20).
- ✕ Has appeared in two AHL All-Star Classics, including 2019-20 (Ontario, Calif.) and 2015-16 (Syracuse, N.Y.).
- ✕ Guided London of the Ontario Hockey League (OHL) to an OHL Championship in 2012-13 and back-to-back Memorial Cup appearances in 2012-13 and 2013-14.
- ✕ Was named to the QMJHL All-Rookie Team after recording 14-36=50 points in 48 games with Acadie-Bathurst in 2015-16.

CAREER TRANSACTIONS

- ✕ Signed by Anaheim to a two-year contract extension, January 7, 2021.
- ✕ Signed by Anaheim to a two-year contract, July 3, 2019.
- ✕ Acquired by Edmonton from Philadelphia for Cam Talbot, February 15, 2019.
- ✕ Signed by Philadelphia to a one-year contract extension, July 16, 2018.
- ✕ Signed by Philadelphia to a one-year contract extension, July 16, 2017.
- ✕ Signed by Philadelphia to a three-year entry-level contract, March 1, 2013.

CAREER STATISTICS

Season	Team	League	REGULAR SEASON							PLAYOFFS					
			GP	MIN	GA	SO	GAA	W-L-T	SV%	GP	MIN	GA	SO	GAA	W-L
2012-13	Nebraska-Omaha	NCHC	8	421	18	1	2.56	2-5-0	.898	-	-	-	-	-	-
	London	OHL	20	1153	44	1	2.29	13-3-2	.920	18	1115	47	1	2.53	13-5
2013-14	London	OHL	35	1927	81	4	2.52	25-5-2	.926	3	180	6	0	2.00	3-0
2014-15	Lehigh Valley	AHL	31	1592	87	2	3.28	9-13-4	.905	-	-	-	-	-	-
2015-16	Lehigh Valley	AHL	47	2726	118	0	2.60	21-18-7	.916	-	-	-	-	-	-
2016-17	Lehigh Valley	AHL	29	1645	80	1	2.92	18-9-0	.911	-	-	-	-	-	-
	PHILADELPHIA	NHL	7	376	13	1	2.07	2-1-1	.928	-	-	-	-	-	-
2017-18	Lehigh Valley	AHL	1	59	6	0	6.08	0-1-0	.829	-	-	-	-	-	-
	Reading	ECHL	3	179	9	0	3.02	1-1-1	.902	-	-	-	-	-	-
2018-19	Lehigh Valley	AHL	5	268	16	0	3.58	2-0-2	.901	-	-	-	-	-	-
	PHILADELPHIA	NHL	12	630	35	1	3.33	3-0-3	.902	-	-	-	-	-	-
	EDMONTON	NHL	6	239	15	0	3.77	0-2-0	.897	-	-	-	-	-	-
2019-20	San Diego	AHL	39	2321	103	0	2.66	21-12-6	.922	-	-	-	-	-	-
	ANAHEIM	NHL	1	59	2	0	2.04	0-1-0	.944	-	-	-	-	-	-
NHL Totals			26	1304	65	2	2.99	6-7-4	.910	-	-	-	-	-	-
AHL Totals			152	8611	410	3	2.86	71-53-19	.913	-	-	-	-	-	-

AHL CAREER HIGHS

SAVES: 51, Mar. 2, 2016 w/ LV @ SYR
SHOTS FACED: 53, Mar. 2, 2016 w/ LV @ SYR
GOALS AGAINST: 7, Feb. 4, 2017 w/ LV @ WBS
WINNING STREAK: Seven games, Nov. 1-16, 2019
REGULATION LOSING STREAK: Four games, Oct. 4-26, 2019
SHUTOUT SEQUENCE: 135:09, Oct. 30-Nov. 4, 2016 (spanning three games)
CONSECUTIVE GAMES PLAYED: 11 games, Feb. 13-Mar. 9, 2016
CONSECUTIVE STARTS: 11 games, Feb. 13-Mar. 9, 2016
PENALTY SHOTS: 3-for-3 (last: Jan. 24, 2020 @ GR; Dominic Turgeon; unsuccessful)
CAREER SHUTOUT STATISTICS: 6-5 (22-for-34, .647)





BRAYDEN TRACEY

LEFT WING



SHOOTS: Left **HEIGHT:** 6'0" **WEIGHT:** 177lbs
BORN: May 28, 2001 (19); Calgary, Alberta
DRAFTED: By Anaheim in the first round (29th overall) of the 2019 NHL Draft

2019-20

- × Split his second junior season (WHL) between Moose Jaw and Victoria, totaling 22-39=61 points and 64 penalty minutes (PIM) in 52 games.
- × Recorded a four-game point streak in his first four games with Victoria (2-4=6), following his mid-season acquisition, Jan. 9...collected 7-16=23 points in 24 games with the Royals.
- × Ranked second among WHL leaders in overtime goals (2).
- × Was one of just nine WHL skaters to average more than 1.00 points-per-game (1.17) and 1.00 PIM-per-game (1.23).
- × Posted back-to-back hat tricks and four-point games (3-1=4, 4-0=4), Oct. 27-Nov. 1.
- × Appeared in his 100th career WHL game, Jan. 11 vs. POR.

CAREER

- × Collected 58-86=144 points in 123 career WHL games...also appeared in four WHL playoff games, posting one assist.
- × Was named the 2018-19 WHL Rookie of the Year after pacing league rookies in points (36-45=81), goals, game-winning goals (11), power-play goals (12), assists, power-play assists (15) and plus/minus (+33).
- × Represented Canada at the 2018 U-18 World Championships, registering 4-3=7 points in seven tournament games...also earned silver with Canada at the 2017 World Hockey Challenge.

TWITTER @BRAYDEN_TRACEY
INSTAGRAM @BRAYDEN.TRACEY

CAREER TRANSACTIONS

- × Signed by Anaheim to a three-year entry-level contract, November 27, 2019.

CAREER STATISTICS

Season	Team	League	REGULAR SEASON							PLAYOFFS				
			GP	G	A	PTS	PIM	+/-		GP	G	A	PTS	PIM
2017-18	Moose Jaw	WHL	5	0	0	2	0	+2		2	0	0	0	0
2018-19	Moose Jaw	WHL	66	36	45	81	28	+33		2	0	1	1	4
2019-20	Moose Jaw	WHL	28	15	23	38	39	-11		-	-	-	-	-
	Victoria	WHL	24	7	16	23	25	-5		-	-	-	-	-
WHL Totals			123	58	86	144	92	+19		-	-	-	-	-



ANDY WELINSKI

DEFENSEMAN



SHOOTS: Right **HEIGHT:** 6'1" **WEIGHT:** 201lbs
BORN: April 27, 1993 (27); Duluth, Minnesota
DRAFTED: By Anaheim in the third round (83rd overall) of the 2011 NHL Draft

2019-20

- × In his fourth professional season and first with Lehigh, recorded 8-13=21 points, 10 PIM and a +2 rating in 42 AHL games.
- × Tied a career high with two game-winning goals, including his first career overtime goal, Nov. 9, 2019 vs. Hershey.
- × Led Phantoms defensemen in goals, ranking second in points and fourth in assists.
- × Recorded six multi-point games, including three multi-assist efforts.

CAREER

- × Has appeared in 33 NHL games with Anaheim, collecting 1-5=6 points...Appeared in three Stanley Cup Playoff games.
- × Made his NHL debut and earned his first career NHL point (assist), Dec. 11, 2017 vs. Carolina...Scored his first NHL goal, Mar. 29, 2019 @ Calgary (Mike Smith).
- × Collected an assist in each of his first two NHL games to become the first Ducks rookie to record a point in his first two career games since Alex Grant (Nov. 30-Dec. 11, 2013), Dec. 11-14, 2018.
- × Became the seventh player drafted by Anaheim in 2011 NHL Draft to play in at least one NHL game...the other players were Rickard Rakell (first round, 30th), John Gibson (second round, 39th), William Karlsson (second round, 53rd), Joseph Cramarossa (third round, 65th), Max Friberg (fifth round, 143rd) and Josh Manson (sixth round, 160th).
- × Has recorded 32-72=104 points and 66 PIM in 188 career AHL games with San Diego and Lehigh Valley...Collected 3-12=15 points and 16 PIM in 34 Calder Cup Playoff appearances.
- × Set a Gulls single-game postseason record with three assists to mark his first career multi-point and assist effort, May 13, 2019 vs. Bakersfield.
- × In 2017-18, recorded 10-24=34 points San Diego defensemen in scoring, goals and assists to set new AHL career highs in those categories, and ranked second on the club in PPG (7).
- × In his first professional season with San Diego, collected 6-23=29 points with a +4 rating and 16 PIM in 63 games to lead club defensemen in assists, and ranked second in goals and points.
- × Scored the first hat trick in Gulls history, and tied the club record for points in a game (3-1=4), Mar. 31, 2017 @ Tucson.
- × •Concluded his collegiate career at Minnesota-Duluth (NCHC/WCHA) with 24-53=77 points and 144 PIM in 154 games.
- × Scored 21-30=51 points with a +45 rating and 51 PIM in 105 games with the Green Bay Gamblers (USHL).
- × Won the Clark Cup with the Green Bay in 2011-12, scoring 2-2=4 points in 12 postseason contests, including 1-1=2 points in the Final...Was named USA Hockey Junior Player of the Year, USHL Defenseman of the Year, and the First All-Star Team in 2011-12.

TWITTER @SHMANDY7
INSTAGRAM @_SHMANDY_

CAREER TRANSACTIONS

- × Signed by Anaheim to a one-year contract, October 10, 2020.
- × Signed by Philadelphia to a one-year contract, July 1, 2019.
- × Signed by Anaheim to a one-year contract extension, July 17, 2018.
- × Signed by Anaheim to a two-year entry-level contract, April 4, 2016.

CAREER STATISTICS

Season	Team	League	REGULAR SEASON						PLAYOFFS					
			GP	G	A	PTS	PIM	+/-	GP	G	A	PTS	PIM	
2010-11	Green Bay	USHL	51	6	8	14	14	+10	11	2	0	2	4	
2011-12	Green Bay	USHL	54	15	22	37	37	+35	12	2	2	4	14	
2012-13	Minnesota-Duluth	WCHA	38	4	14	18	24	-15	-	-	-	-	-	
2013-14	Minnesota-Duluth	NCHC	36	5	14	19	51	-4	-	-	-	-	-	
2014-15	Minnesota-Duluth	NCHC	40	9	12	21	24	+2	-	-	-	-	-	
2015-16	Minnesota-Duluth	NCHC	40	6	13	19	45	+13	-	-	-	-	-	
	San Diego	AHL	5	0	1	1	2	0	8	0	2	2	4	
2016-17	San Diego	AHL	63	6	23	29	16	+4	10	0	3	3	0	
2017-18	San Diego	AHL	51	10	24	34	22	-11	-	-	-	-	-	
	ANAHEIM	NHL	7	0	2	2	0	-1	3	0	0	0	0	
2018-19	San Diego	AHL	27	8	11	19	16	-1	16	3	7	10	12	
	ANAHEIM	NHL	26	1	3	4	8	-5	-	-	-	-	-	
2019-20	Lehigh Valley	AHL	42	8	13	21	10	+2	-	-	-	-	-	
NHL Totals			33	1	5	6	8	-6	3	0	0	0	0	
AHL Totals			188	32	72	104	66	-6	34	3	12	15	16	
SD Totals			146	24	59	83	56	-8	34	3	12	15	16	

AHL Career Hat Tricks: 1, Mar. 31, 2017 @ TUC
AHL Career Multiple-Point Games: 22 (3 multiple goal, 11 multiple assist)
AHL Career OT Goals: 1, Nov. 9, 2019 w/ LV vs. HER

AHL CAREER HIGHS

GOALS: 3, Mar. 31, 2017 @ TUC
ASSISTS: 3, Feb. 24, 2017 vs. TEX
POINTS: 4, Mar. 31, 2017 @ TUC (3-1=4)
PIM: 6, Oct. 6, 2018 @ TUC
SHOTS: 7, Feb. 14, 2020 w/ LV vs. BRI
PLUS/MINUS: +4, Feb. 14, 2018 vs. BAK
GOAL STREAK: None
ASSIST STREAK: Three games, three times (last: Feb. 11-17, 2018; 1-4=5)
POINT STREAK: Four games: Oct. 7-20, 2017 (1-4=5)
PENALTY SHOTS: None
MILESTONES WITHIN REACH: 12 games to 200 AHL games played





TREVOR ZEGRAS

CENTER



SHOOTS: Left **HEIGHT:** 6'0" **WEIGHT:** 170lbs
BORN: March 20, 2001 (19); Bedford, New York
DRAFTED: By Anaheim in the first round (ninth overall) of the 2019 NHL Draft

2019-20

- × In his freshman season at Boston University, collected 11-25=36 points with a +8 rating in 33 games.
- × Ranked second on the Terriers in assists and third in points and plus/minus.
- × Ranked tied for second among NCAA freshmen in assists and tied for third in points and points-per-game (1.09).
- × Was a two-time Hockey East Rookie of the Week
- × Was named to the 2019-20 Hockey East All-Rookie Team, named a Hockey East Third Team All-Star and was a finalist for Hockey East Rookie of the Year.

CAREER

- × Recorded 46-100=146 points in 116 career games with the USA Hockey National Training and Development Program (NTDP) U-17 and U-18 teams from 2017-19.
- × Finished fourth in NTDP history in career assists, and sixth for assists in a single-season (61 in 2018-19)...is one of four players in program history to record 100 assists.
- × Collected 26-61=87 points in 60 games with the NTDP club in 2018-19...ranked second among team leaders in assists, behind only Jack Hughes (78).
- × Has represented the U.S. at several international tournaments, including the 2020 World Junior Championship...became only the second player since 2004 to record nine primary assists in a single tournament...his nine assists (0-9=9) led the 2020 tournament and also ranked tied for the fourth-most by a U.S. player in a single World Junior Championship.
- × Became only the third U.S. player to have four primary assists in a World Junior Championship game since 2005 (Phil Kessel, Dec. 26, 2005 vs. Norway and Jason Robertson, Dec. 28, 2018 vs. Kazakhstan), Dec. 27, 2019 vs. Germany.
- × Helped Team USA to a U-18 World Championship bronze medal in 2019 and a U-17 World Hockey Challenge gold medal in 2017.

TWITTER @TZEGRAS11

INSTAGRAM @TREVORZEGRAS

CAREER TRANSACTIONS

- × Signed by Anaheim to a three-year entry-level contract, March 27, 2020.

CAREER STATISTICS

Season	Team	League	GP	REGULAR SEASON						PLAYOFFS				
				G	A	PTS	PIM	+/-		GP	G	A	PTS	PIM
2017-18	USNTDP	U-17	56	20	39	58	42	-		-	-	-	-	-
2018-19	USNTDP	U-18	60	26	61	87	94	-		-	-	-	-	-
2019-20	Boston University	Hockey East	33	11	25	36	43	+8		-	-	-	-	-
NCAA Totals			33	11	25	36	43	+8		-	-	-	-	-
USNTDP Totals			116	46	100	146	136	-		-	-	-	-	-



2020-21 PLAYER PERSONNEL

FORWARDS

No.	Name	HT	WT	POS	S	Birthplace	Birthdate	2019-20 Club
7	Chase De Leo	5-9	186	LW	L	La Mirada, CA	October 25, 1995	Anaheim (NHL)/San Diego (AHL)
10	Alex Dostie	5-10	175	C	L	Drummondville, QC	April 13, 1997	San Diego (AHL)
11	Jacob Perreault	5-11	192	RW	L	Montreal, QC	April 15, 2002	Sarnia (OHL)
12	Brayden Tracey	6-0	177	LW	L	Calgary, AB	May 28, 2001	Moose Jaw (WHL)/Victoria (WHL)
13	Trevor Zegras	6-0	174	C	L	Bedford, NY	March 20, 2001	Boston University (NCAA)
14	Antoine Morand	5-11	185	C	L	Mercier, QC	February 18, 1999	San Diego (AHL)
16	Max Jones	6-1	220	LW	L	Rochester, MI	February 17, 1998	Anaheim (NHL)/San Diego (AHL)
16	Bryce Kindopp	6-1	185	RW	R	Lloydminster, AB	June 14, 1999	Everett (WHL)
18	Matt Lorito	5-9	171	RW	L	Oakville, ON	July 3, 1990	Bridgeport (AHL)/Toronto (AHL)
19	Vinni Lettieri	5-11	185	C	R	Excelsior, MN	February 6, 1995	Hartford (AHL)
22	Andrew Poturalski	5-10	190	RW	R	Williamsville, NY	January 14, 1994	San Diego (AHL)
24	Benoit-Olivier Groulx	6-2	194	C	L	Gatineau, QC	February 6, 2000	Halifax (QMJHL)/Moncton (QMJHL)
25	Sam Carrick	6-0	204	C	R	Markham, ON	February 4, 1992	Anaheim (NHL)/San Diego (AHL)
26	Andrew Agozzino	5-10	187	LW	L	Kleinburg, ON	January 3, 1991	Pittsburgh (NHL)/Anaheim (NHL)
28	Maxim Golod	5-11	168	LW	L	Toronto, ON	August 18, 2000	Erie (OHL)
37	Isac Lundestrom	6-0	187	C	L	Gallivare, SWE	November 6, 1997	Anaheim (NHL)/San Diego (AHL)
38	Jack Badini	6-0	203	LW	L	Old Greenwich, CT	January 19, 1998	Harvard University (NCAA)

DEFENSEMEN

No.	Name	HT	WT	POS	S	Birthplace	Birthdate	2019-20 Club
2	Jani Hakanpaa	6-5	218	D	R	Kirkkonummi, FIN	March 31, 1992	Anaheim (NHL)/San Diego (AHL)
3	Andy Welinski	6-1	201	D	R	Duluth, MN	April 27, 1993	Lehigh Valley (AHL)
4	Keegan Lowe	6-2	192	D	L	Edmonton, AB	March 29, 1993	Bakersfield (AHL)
5	Simon Benoit	6-3	192	D	L	Laval, QC	September 9, 1998	San Diego (AHL)
6	Josh Mahura	6-1	192	D	L	St. Albert, AB	May 5, 1998	Anaheim (NHL)/San Diego (AHL)
17	Jamie Drysdale	5-11	180	D	R	Toronto, ON	April 8, 2002	Erie (OHL)
21	Jeremy Roy	6-0	194	D	R	Richelieu, QC	May 14, 1997	San Jose (AHL)
23	Kodie Curran	6-2	200	D	L	Calgary, AB	December 18, 1989	Rogle BK (SHL)
36	Hunter Drew	6-2	191	D	R	Kingston, ON	October 21, 1998	San Diego (AHL)/Tulsa (ECHL)
39	Nikolas Brouillard	5-11	168	D	L	St. Hyacinthe, QC	February 7, 1995	McGill University (OUAA)
40	Keegan Kanzig	6-6	252	D	L	Athabasca, AB	February 26, 1995	Idaho (ECHL)/San Diego (AHL)
44	Trevor Carrick	6-2	196	D	L	Stouffville, ON	July 4, 1994	San Jose (NHL)/San Jose (AHL)
45	Brendan Guhle	6-2	197	D	L	Edmonton, AB	July 29, 1997	Anaheim (NHL)/San Diego (AHL)

GOALIES

No.	Name	HT	WT	POS	S	Birthplace	Birthdate	2019-20 Club
1	Lukas Dostal	6-1	174	G	L	Brno, CZE	June 22, 2000	Ilves (LIIGA)
30	Jeff Glass	6-3	213	G	L	Calgary, AB	November 19, 1985	ECH Linz (EBEL)
31	Olle Eriksson Ek	6-3	198	G	L	Karlstad, SWE	June 22, 1999	Tulsa (ECHL)
33	Roman Durny	6-3	210	G	R	Liptovsky Mikulas, SVK	May 28, 1998	Norfolk (ECHL)
41	Anthony Stolarz	6-5	230	G	L	Edison, NJ	January 20, 1994	Anaheim (NHL)/San Diego (AHL)



2020-2021 SEASON



SCOTT HOWSON

PRESIDENT AND
CHIEF EXECUTIVE OFFICER



TheAHL.com

Dear Fans,

It is my pleasure to welcome you to the 2020-21 American Hockey League season, the latest chapter in a tradition of excellence that can be traced back more than eight decades.

The last several months have been difficult in so many ways, and this season is going to look and feel different than what we are all used to. But we are looking forward to being back on the ice and continuing our role as the top development league for nearly all of the players, coaches, executives, trainers, broadcasters and officials in the National Hockey League today. Since we first dropped the puck in 1936, generations of our great fans have been able to cheer on future superstars and Stanley Cup champions, as well as more than 100 eventual members of the Hockey Hall of Fame.

On behalf of all of our clubs across North America, thank you all for your continuing support of the AHL.

Sincerely,

Scott Howson

SCOTT HOWSON
PRESIDENT & CEO | AMERICAN HOCKEY LEAGUE



THE 2019-20 SEASON:

The San Diego Gulls completed their fifth season in the AHL's Pacific Division with a 30-19-6-2 record for 68 points in 57 games, tied for third in the Pacific Division (also Stockton) and sixth among Western Conference teams (.596%). San Diego finished the season with an 18-6-4-1 record (.707%) after Jan. 1, recording points in 23-of-29 games to lead the Pacific Division in wins and points percentage, and rank second in the Western Conference and fourth among AHL clubs in points percentage in that span. The Gulls climbed 19 spots in the league standings (31st to 12th) and nine positions in the Western Conference (15th to sixth) after Nov. 1 (.000 points percentage, 0-6-0-0 record), posting a 30-13-6-2 record (.667%) and gaining points in 38 of the 51 games. The Gulls +37 goal differential after Nov. 1 led the Pacific Division, ranked second in the Western Conference and tied for third among AHL clubs.

SEASON CANCELED:

On May 11, the AHL announced the cancellation of the 2019-20 regular season and 2020 Calder Cup Playoffs due to the COVID-19 outbreak. For the first time since the AHL's formation in 1936, the league did not award the Calder Cup.

PACING THE PACIFIC:

San Diego has posted an all-time record of 184-114-21-10, including 96-54-9-5 at home and 88-60-12-5 on the road, leading the Pacific Division in all-time wins, points (399) and points percentage (.606) since the division's inception in 2015-16. The Gulls are the only Pacific Division club to finish among the top four teams in all five AHL seasons.

MISSING HOME:

The Gulls finished their home schedule riding a four-game win streak and six-game point streak from Jan. 31 - Feb. 22 (5-0-1-0), the club's longest point streak on home ice in 2019-20. The six consecutive home games with a point was the longest since a club record nine-game streak on home ice from Feb. 3 - Mar. 16, 2018 (8-0-1-0). During the current point streak, the Gulls scored 27 goals, averaging 4.5 goals-per game. San Diego also earned points in nine of its last 10 home games (8-1-1-0), netting 42 goals in that span (4.2 goals per-game) with nine power-play goals (9-for-38, 23.7%).

ON THE ROAD:

San Diego went 15-11-3-0 on the road in 2019-20, completing the canceled season with a 4-2-1-0 mark on a club-record long seven-game road trip spanning 15 days from Feb. 26 - Mar. 11. The Gulls had never had a homestand or road trip more than six games, marking the longest stretch in club history. The Gulls earned points in 12 of their last 15 road games, posting a 9-3-3-0 record.

NEW BENCH BOSS:

Head Coach **Kevin Dineen** completed his first season behind the bench of the San Diego Gulls, marking his fourth season as a head coach of the Anaheim Ducks' primary AHL affiliate (also Portland from 2005-08). Dineen led San Diego to a 30-19-6-2 record and 68 points, tied for third place in the Pacific Division.

Named to his current post July 15, 2019, Dineen has compiled a 165-95-19-18 record (.618%) and is the winningest head coach of Anaheim's primary development affiliates. He leads Anaheim's primary affiliate head coaches in all-time wins, points (367) and points percentage, and is second in games coached (297).

CAPTAIN CARRICK:

Named the third captain in San Diego Gulls history Oct. 18, 2019, **Sam Carrick** led the Gulls in scoring (23-20=43) and goals for the second straight season. He also led San Diego in plus/minus (+27), shorthanded goals (4), shots (144) and co-lead in power-play goals (5). He finished the campaign leading AHL forwards and ranking second among all skaters in plus/minus, and was the only AHL player to record four separate six-game point streaks, including Feb. 19-29 (2-5=7), Jan. 24-Feb. 7 (2-5=7), Nov. 30-Jan. 11 (8-2=10) and Nov. 8-16 (7-2=9). Leading the Gulls from last in the division and into a playoff position prior to the cancellation of the campaign, he recorded 29 points his final 29 games (15-14=29, +18) and 42 points his last 42 contests (23-19=42, +28). Carrick set a career high and tied a Gulls record with a six-game goal streak from Nov. 30-Jan. 11 (8-2=9), also the longest AHL goal streak in 2019-20. His goal streak matched the longest such streak in club history (also Adam Cracknell, Jan. 9-21, 2019; 6-4=10). The fourth-year Gull also scored the first Gulls hat trick on home ice, Nov. 13 vs. San Jose (3-0=3). With 71-85=156 points as a Gull from 2017-20, Carrick paces the Gulls in all-time goals and shorthanded goals (9), ranks second in points and plus/minus (+39), and third in assists and games played (189).

RANK	GOALTENDER	WINS
1	Sam Carrick	71
2	Corey Trop	64
3	Kalle Kossila	51
4	Nic Kerdules	37
5	Antoine Laganiere	37

STOLIE THE GOALIE:

Goaltender **Anthony Stolarz** finished the season with a 21-12-6 record with a 2.66 goals-against average (GAA) and .922 save percentage (SV%) in 39 games, setting new career bests in goals-against average and save percentage, and tying a career high in wins. Stolarz led AHL goaltenders in assists (4) and saves (1,211), ranked tied for third in wins, fourth in minutes (2,321), fifth in appearances and sixth in SV%. He went 11-2-3 with a 2.36 GAA and .930 SV% in his final 16 AHL contests, including multiple 40-plus save games. He also won his last five home games, posting a 2.56 GAA and .929 SV%. The first-year Gull won a career high seven straight games from Nov. 1-16 and represented San Diego at the 2020 Pacific Division All-Star Classic. After one season with the Gulls, Stolarz ranks second among club goaltenders in all-time wins and appearances.

YOUTHFUL IMPACT:

Max Comtois co-led AHL rookies and paced the Gulls in game-winning goals (5). The forward led Gulls rookies in scoring (9-15=24), goals, assists and plus/minus (+7) in 31 AHL games. San Diego went 15-0-2-0 when he recorded a point during 2019-20. He was named the CCM/AHL Rookie of the Month for February after registering 8-5=13 points in 13 games in the month, including four game-winning goals (GWG). He co-led the AHL with eight February goals, including a Gulls rookie record five-game goal streak from Feb. 15-22 (6-2=8) as he helped San Diego to a 9-2-2-0 record in the month. He was also named the CCM/AHL Player of the Week of Feb. 17, recording five goals (5-2=7) in four games, including three GWG. Comtois also collected 5-6=11 points in 29 NHL games with Anaheim.

Troy Terry recorded 7-9=16 points with a +14 rating in 14 AHL games with the Gulls. He led San Diego in points per game (1.14) and ranked third in plus/minus. Terry also appeared in 47 NHL games with Anaheim, recording 4-11=15 points. He set a single-game AHL career high with 2-2=4 points in the final game of the season, Mar. 11 at Tucson, becoming the eighth player in club history to register four-or-more points.

DEFENSIVE NUMBERS:

Defenseman **Chris Wideman** scored 9-22=31 points in 53 games during his first season as a Gull. He finished the season ranked tied for fifth among AHL defensemen in power-play goals (5) and tied for ninth in goals (9). Wideman led San Diego in assists and power-play points (5-7=12), co-led in PPG, and ranked second in scoring. He also led Gulls defensemen in points, goals, assists, PPG, power-play points and shots (114). Named to the 2020 Pacific Division All-Star Team, Wideman was also named San Diego's recipient of the IOA/American Specialty AHL Man of the Year award for his outstanding contributions to the San Diego community.

SHORTHANDED SUCCESS:

The Gulls set a single-season club record with 17 shorthanded goals (SHG), ranking tied for second among AHL clubs in 2019-20. The Gulls led the AHL with a goal differential of -16 (33 power-play goals against, 17 shorthanded goals) and also led with nine home goals while shorthanded. San Diego completed the season killing 37 of their last 42 penalties (88.1%) and 93-of-107 penalties (86.9%) to finish the canceled campaign seventh among AHL clubs and third in the Western Conference in PK% (84.8).

Sam Carrick set a new Gulls single-season record with his fourth SHG, Mar. 7 at San Jose. Carrick ranked tied for second among AHL leaders in shorthanded goals. Carrick surpassed the three SHG scored this season by teammates **Alex Broadhurst**, **Chase De Leo**, **Justin Kloos** and **Kiefer Sherwood**, and previously by Jordan Samuels-Thomas (2016-17) and Chris Wagner (2016-17). Carrick (4-1=5), Kloos (3-2=5) and Sherwood (3-2=5) co-led San Diego and ranked tied for third among AHL leaders in shorthanded points, while Simon Benoit, Jani Hakanpaa and Chris Mueller finished tied for third in shorthanded assists (3).

I-5 CONNECTION:

Thirteen players appeared in games for both the Anaheim Ducks and San Diego Gulls. Three first round NHL Draft selections by the Anaheim Ducks appeared in a game for San Diego this season, including **Isac Lundestrom** (23rd overall in 2018), **Max Jones** (24th overall in 2016) and **Jacob Larsson** (27th overall in 2015). To date, 35 Anaheim Ducks draft selections have appeared in an AHL game with San Diego in five seasons. Those same 35 players have appeared in 2,378 NHL combined games with the Ducks. Since 2015-16, 59 players have appeared in an NHL game with the Ducks and AHL contest with the Gulls. Players to have appeared in a game with San Diego during their career combined for 485 NHL games with Anaheim in 2019-20, totaling 49-90=139 points.



#	Date	Team	W-L-OT	Record	GF-GA	Scorers	W Goal	PP	PK	SF-SA	W-L Gldtr.	Attend.
1	10/04/2019	@ Bakersfield Condors	L	0-1-0-0	1-2	44	7	0-3	3-3	28-28	40/41	5,701
2	10/11/2019	@ San Jose Barracuda	L	0-2-0-0	1-5	36p	63	1-6	4-6	24-42	32/41	4,291
3	10/12/2019	@ Stockton Heat	L	0-3-0-0	3-5	44,32,22	25	0-5	3-4	24-32	50/33	4,401
4	10/18/2019	Stockton Heat	L	0-4-0-0	1-5	11	32	0-2	1-2	24-37	32/41	11,523
5	10/25/2019	Ontario Reign	L	0-5-0-0	2-6	5,3p	29	1-8	4-5	35-27	40/33	7,510
6	10/26/2019	@ Ontario Reign	L	0-6-0-0	2-3	3p,14	25	1-4	5-5	32-36	40/41	8,123
7	11/01/2019	Colorado Eagles	W	1-6-0-0	5-4	25,11,10,19p,20	20	1-5	2-2	35-34	41/30	10,103
8	11/02/2019	Colorado Eagles	W	2-6-0-0	5-2	11p,4,20p,17s,7	20	2-3	4-4	29-29	41/32	8,379
9	11/08/2019	@ Bakersfield Condors	W	3-6-0-0	5-3	32,3,10,25s,44	25	0-4	5-6	29-31	41/34	5,344
10	11/10/2019	@ San Jose Barracuda	W	4-6-0-0	3-1	10,25,19	25	0-3	4-4	25-32	41/35	4,406
11	11/11/2019	@ Stockton Heat	L	4-7-0-0	3-6	17s,25,3	39	0-2	2-4	27-38	32/33	1,946
12	11/13/2019	San Jose Barracuda	W	5-7-0-0	9-3	28,17,25p,25,25p,10,44,28s,7s	25	2-5	3-3	32-35	41/32	5,934
13	11/15/2019	@ Ontario Reign	W	6-7-0-0	6-2	44,3p,5,19,25s,3p	5	2-9	3-4	55-25	41/40	9,331
14	11/16/2019	Ontario Reign	W	7-7-0-0	5-1	7,28s,11p,44,36	28	1-5	4-4	37-29	41/40	9,515
15	11/23/2019	Stockton Heat	L	7-8-0-0	1-4	32	18	0-3	2-3	31-31	32/41	6,320
16	11/27/2019	San Jose Barracuda	O*	7-8-1-0	2-3	3,10	89*	0-2	2-3	16-41	32/41	5,444
17	11/29/2019	@ Ontario Reign	L	7-9-1-0	1-2	10	29	0-7	3-3	29-26	40/33	8,091
18	11/30/2019	Tucson Roadrunners	W	8-9-1-0	6-2	19,25,11,10,25,7	11	0-5	2-3	30-24	41/33	6,332
19	12/07/2019	Colorado Eagles	W*	9-9-1-0	4-3	14,18,13,34	34*	0-2	4-4	44-32	41/32	7,325
20	12/11/2019	Grand Rapids Griffins	L	9-10-1-0	3-4	16,21,7s	55	0-3	3-4	21-31	31/41	5,115
21	12/13/2019	@ Colorado Eagles	W**	10-10-1-0	2-1	12p	17**	1-2	4-4	35-42	33/32	5,045
22	12/14/2019	@ Colorado Eagles	L	10-11-1-0	1-3	11	7	0-4	4-4	37-35	30/41	5,289
23	12/17/2019	Grand Rapids Griffins	O**	10-11-1-1	2-3	17s,11	17**	0-5	2-4	32-43	33/41	5,247
24	12/20/2019	San Jose Barracuda	L	10-12-1-1	2-4	19,32p	89	1-4	4-4	27-37	35/41	7,519
25	12/21/2019	Stockton Heat	W**	11-12-1-1	4-3	32,3,32p	28**	1-4	3-4	24-27	33/32	7,583
26	12/27/2019	@ Ontario Reign	W	12-12-1-1	6-1	28,2,44,6,14p,10	2	1-4	4-4	28-39	41/40	9,442
27	12/28/2019	Ontario Reign	O*	12-12-2-1	2-3	10p,28p	15	2-5	3-4	33-38	33/31	7,890
28	12/31/2019	@ Tucson Roadrunners	L	12-13-2-1	4-7	19,28s,7,7	6	0-3	2-3	34-46	50/41	3,789
29	01/03/2020	Bakersfield Condors	L	12-14-2-1	2-3	28, 25	24	0-2	6-6	31-33	34/33	7,001
30	01/04/2020	Bakersfield Condors	O**	12-14-2-2	1-2	25	11**	0-4	4-4	40-28	34/41	7,890
31	01/08/2020	Iowa Wild	L	12-15-2-2	2-3	19,25p	6	1-4	3-3	30-42	60/41	4,975
32	01/10/2020	Iowa Wild	W*	13-15-2-2	4-3	25,23p,25,6	6*	1-5	2-3	34-31	41/60	7,610
33	01/11/2020	Ontario Reign	W	14-15-2-2	6-1	21,13,25s,4,28,14	13	0-4	6-6	35-43	33/31	10,003
34	01/15/2020	@ Stockton Heat	W	15-15-2-2	4-1	44s,21,44,17	21	0-3	4-4	21-37	41/32	1,557
35	01/17/2020	Tucson Roadrunners	W	16-15-2-2	4-1	3p,29p,6,18	29	2-3	3-3	30-35	33/35	7,490
36	01/18/2020	@ Bakersfield Condors	W	17-15-2-2	4-3	4,44p,25,13	13	1-5	1-1	30-34	41/40	4,725
37	01/21/2020	Tucson Roadrunners	L	17-16-2-2	1-3	11	24	0-3	4-4	40-23	33/33	5,444
38	01/24/2020	@ Grand Rapids Griffins	O*	17-16-3-2	3-4	16p,44,13	55*	1-5	4-6	36-38	31/41	8,219
39	01/25/2020	@ Grand Rapids Griffins	W	18-16-3-2	3-1	24,21,25	21	0-5	6-7	19-39	41/31	10,021
40	01/31/2020	San Jose Barracuda	W	19-16-3-2	5-3	44,23p,44s,28,44s	28	1-4	6-7	29-44	41/36	9,411
41	02/01/2020	Ontario Reign	O*	19-16-4-2	4-5	22p,19,19p,11	26*	2-5	3-5	31-35	31/33	8,026
42	02/05/2020	@ San Jose Barracuda	W	20-16-4-2	4-2	23,5,4,10	4	0-5	1-1	35-38	41/35	2,072
43	02/07/2020	Tucson Roadrunners	W	21-16-4-2	5-3	7,25p,28,23p,20	23	2-4	1-2	25-40	41/50	8,208
44	02/09/2020	Bakersfield Condors	W	22-16-4-2	4-2	23,17,11,32	11	0-3	3-4	33-33	41/34	6,903
45	02/14/2020	@ Iowa Wild	L	22-17-4-2	0-3		20	0-5	1-1	35-33	34/41	5,834
46	02/15/2020	@ Iowa Wild	W	23-17-4-2	5-2	11p,20,19p,5,29	19	2-4	5-5	35-31	33/60	13,503
47	02/17/2020	@ Stockton Heat	O*	23-17-5-2	2-3	17,29	42*	0-5	1-1	36-35	50/41	1,893
48	02/19/2020	Stockton Heat	W	24-17-5-2	3-2	44,44,29	29	0-4	3-3	24-42	41/50	5,937
49	02/21/2020	@ Bakersfield Condors	W	25-17-5-2	4-1	17,29,14s,19	29	0-3	3-3	37-22	41/34	5,803
50	02/22/2020	San Jose Barracuda	W	26-17-5-2	6-3	29,20,23,29,25p,19	29	1-1	2-3	35-37	33/32	11,749
51	02/26/2020	@ Tucson Roadrunners	L	26-18-5-2	1-4	25	9	0-2	2-2	30-32	33/41	4,216
52	02/28/2020	@ Stockton Heat	W	27-18-5-2	4-2	6,17p,23p,29	23	2-9	3-4	32-26	41/32	2,432
53	02/29/2020	@ San Jose Barracuda	W*	28-18-5-2	4-3	10,13,13,29	29*	0-1	1-1	36-32	33/36	4,876
54	03/06/2020	@ San Jose Barracuda	O*	28-18-6-2	2-3	28,7s	89*	0-5	3-3	44-27	36/41	4,542
55	03/07/2020	@ San Jose Barracuda	W*	29-18-6-2	3-2	23p,25s,20	20*	1-2	4-5	34-26	33/32	3,661
56	03/10/2020	@ Tucson Roadrunners	L	29-19-6-2	0-3		10	0-4	5-6	26-34	33/33	3,584
57	03/11/2020	@ Tucson Roadrunners	W	30-19-6-2	4-2	13p,25,13,7	13	1-4	4-5	39-30	33/33	3,696

*Season suspended Mar. 12, 2020 due to COVID-19 pandemic. Regular season canceled May 11, 2020.

* = Overtime, ** = Shootout, = = Sellout

GOALS BY PERIOD - HIGHS AND LOWS

GULLS			
	1st	2nd	3rd
High	4 (11/13/19 vs. SJ)	3, two times (last: 2/9/20 vs. BAK)	5 (11/13/19 vs. SJ)
Low	0, 21 times (last: 3/10/20 @ TUC)	0, 17 times (last: 3/11/20 @ TUC)	0, 20 times (last: 3/10/20 @ TUC)

OPPONENTS

	1st	2nd	3rd
High	3, two times (last: 11/8/19 @ BAK)	4 (11/23/19 vs. STK)	4, two times (last: 12/20/19 vs. SJ)
Low	0, 26 times (last: 3/11/20 @ TUC)	0, 21 times (last: 3/7/20 @ SJ)	0, 19 times (last: 3/10/20 @ TUC)

SHOTS BY PERIOD - HIGHS AND LOWS

GULLS				
	1st	2nd	3rd	OT
High	19 (2/5/20 @ SJ)	22 (11/15/19 @ ONT)	20 (2/14/20 @ IA)	6 (12/13/19 @ COL)
Low	4, two times (last: 1/15/20 @ STK)	4, two times (last: 2/26/20 @ TUC)	3 (Apr. 5 vs. ONT)	0, four times (last: 3/6/20 @ SJ)

OPPONENTS

	1st	2nd	3rd	OT
High	20 (1/31/20 vs. SJ)	24 (1/8/20 vs. IA)	8, two times (last: 3/11/20 @ TUC)	4, three times (last: 2/29/20 @ SJ)
Low	4 (11/15/19 @ ONT)	6 (11/29/19 @ ONT)	0 (1/10/20 vs. IA)	0 (Jan. 10 vs. IA)

2019-20 GULLS RECORD BY DAYS OF THE WEEK

Mon. 0-1-1-0	Tues. 0-3-0-1	Wed. 5-3-1-0	Thurs. 0-0-0-0	Fri. 11-8-2-0	Sat. 12-4-2-1	Sun. 2-0-0-0
--------------	---------------	--------------	----------------	---------------	---------------	--------------

GULLS RECORD THIS SEASON WHEN:

Scoring no goals:	0-2-0-0	Allowing no goals:	0-0-0-0
Scoring one goal:	0-8-0-1	Allowing one goal:	9-0-0-0
Scoring two goals:	1-5-4-1	Allowing two goals:	10-2-0-1
Scoring three goals:	4-3-1-0	Allowing three goals:	10-7-4-1
Scoring four goals:	12-1-1-0	Allowing four goals:	1-4-1-0
Scoring five goals or more:	13-0-0-0	Allowing five goals or more:	0-6-1-0

Overall	30-19-6-2	Overall	30-19-6-2
---------	-----------	---------	-----------

GULLS MISCELLANEOUS RECORDS:

When scoring a PPG:	18-5-3-0	When not scoring a PPG:	12-14-3-2
Not allowing a PPG:	17-9-2-1	Allowing a PPG:	13-10-4-1
Day Games (before 5 p.m.)	1-1-2-0	Night Games	29-18-4-2
Scoring first:	22-6-5-1	Not scoring first:	8-13-1-1
First Game of back-to-back:	9-8-2-0	Second Game of back-to-back:	12-4-2-1

BREAKDOWN OF GULLS RESULTS - 2019-20

	W	L	RECORD	PTS	GOALS*	POWER PLAY	PENALTY KILLING
			OT SO		GF GA	PPG ATT %	PPGA TSH %
Games 1-10	4	6	0 0	8	28 36	6 43 14.0	6 41 85.4
Games 11-20:	5	4	1 0	11	40 29	5 43 11.6	7 35 80.0
Games 21-30:	3	4	1 2	9	24 29	6 37 16.2	6 41 85.4
Games 31-40:	7	2	1 0	15	36 23	7 41 17.1	5 44 88.6
Games 41-50	7	1	2 0	16	37 26	7 39 17.9	5 28 82.1
Games 51-57:	4	2	1 0	9	18 19	4 27 14.8	4 26 84.6
Overall:	30	19	6 2	68	183 162	35 230 15.2	33 215 84.7

* Excludes shootout goals

POS	NO.	PLAYER	GP	G	A	P	+/-	PIM	PP	SH	GW	S	S%
C	25	Sam Carrick	46	23	20	43	+27	40	5	4	3	144	16.0
D	3	Chris Wideman	53	9	22	31	+1	73	5	0	0	114	7.9
C	28	Justin Kloos	53	11	19	30	+10	34	1	3	2	89	12.4
R	11	Daniel Sprong	39	11	16	27	-11	24	3	0	2	122	9.0
C	7	Chase De Leo	51	10	15	25	+4	16	0	3	0	134	7.5
L	29	*Max Comtois	31	9	15	24	+7	53	1	0	5	63	14.3
L	19	Blake Pietila	49	12	12	24	0	20	3	0	1	103	11.7
C	17	Alex Broadhurst	51	9	15	24	0	8	1	3	0	63	14.3
R	44	Kiefer Sherwood	37	16	7	23	+6	8	1	3	0	94	17.0
C	20	Isac Lundestrom	43	6	15	21	-6	4	1	0	3	62	9.7
D	6	Josh Mahura	44	4	17	21	0	40	0	0	1	103	3.9
D	4	Simon Benoit	56	4	15	19	+15	39	0	0	1	75	5.3
R	19	Troy Terry	14	7	9	16	+14	6	1	0	3	29	24.1
C	14	*Antoine Morand	54	5	11	16	+4	31	1	1	0	61	8.2
C	23	Chris Mueller	29	8	7	15	-8	10	5	0	2	35	22.9
L	32	Jack Kopacka	37	7	8	15	-4	2	2	0	0	61	11.5
C	10	Alex Dostie	40	11	4	15	-1	4	1	0	0	57	19.3
D	4	Brendan Guhle	27	4	10	14	+9	18	0	0	1	58	6.9
D	2	Jani Hakanpaa	47	1	12	13	+12	24	0	0	1	61	1.6
R	12	Corey Tropp	23	1	8	9	-6	51	1	0	0	25	4.0
R	22	Andrew Poturalski	17	2	5	7	0	8	1	0	0	22	9.1
D	36	*Hunter Drew	29	2	5	7	+6	33	1	0	0	41	4.9
D	24	Ryan Johnston	15	1	5	6	+1	0	0	0	0	7	14.3
L	21	*Brent Gates Jr.	20	4	1	5	0	4	0	0	2	23	17.4
R	18	Deven Sideroff	16	2	2	4	+1	2	0	0	0	16	12.5
D	15	*Scott Moldenhauer	37	0	4	4	-4	21	0	0	0	36	0.0
D	34	Jacob Larsson	5	1	1	2	+3	4	0	0	1	12	8.3
L	29	Brett Pollock	5	0	2	2	0	2	0	0	0	6	0.0
L	16	Max Jones	8	2	0	2	-4	21	1	0	0	24	8.3
D	13	Patrick Sieloff	19	1	0	1	-5	16	0	0	0	15	6.7
D	40	*Steven Ruggiero	1	0	0	0	0	0	0	0	0	0	0.0
L	38	Andreas Martinsen	1	0	0	0	0	0	0	0	0	0	0.0
R	39	Kyle Thomas	2	0	0	0	0	0	0	0	0	2	0.0
D	40	Keegan Kanzig	6	0	0	0	0	24	0	0	0	3	0.0
D	38	Joel Persson	7	0	0	0	+5	2	0	0	0	14	0.0
C	11	Kyle Criscuolo	7	0	0	0	-2	0	0	0	0	17	0.0
L	26	Luke Gadzic	7	0	0	0	0	2	0	0	0	6	0.0

NO.	PLAYER	GP	MIN	GAA	W	L	OT	SO	GA	SA	SV%	G	A
41	Anthony Stolarz	39	2321:24	2.66	21	12	6	0	103	1314	.922	0	4
33	Kevin Boyle	20	1126:55	2.82	9	7	2	0	53	598	.911	0	0
TOTALS		57	3471:07	2.80	30	19	6	0	162	1918	.916	0	4

* = Rookie





2019-20 PLAYER-GAME-BY-GAME

2019-20 PLAYER-GAME-BY-GAME



Date	Opp.	HAKANPAA #2	WIDEMAN #3	GUHLE #4	BENOIT #5	MAHURA #6	DE LEO #7	DOSTIE #10
Oct. 4	@ BAK	0-0, 1/0	0-0, 2/-1	ANA	0-0, 1/0	0-0, 1/1	0-0, 1/1	0-0, 0/0
Oct. 11	@ SJ	0-0, 1/-1	0-0, 0/0	ANA	0-0, 2/0	0-0, 1/0	0-0, 2/0	0-0, 0/-1
Oct. 12	@ STK	0-0, 2/-1	DNP	ANA	0-1, 0/0	0-0, 3/-1	0-0, 1/3	0-0, 1/-1
Oct. 18	vs. STK	0-0, 1/-2	0-1, 0/-1	ANA	0-0, 0/-2	0-0, 2/-3	0-0, 2/0	0-0, 0/-2
Oct. 25	vs. ONT	DNP	1-0, 3/-1	ANA	1-0, 1/-2	0-0, 6/1	0-0, 1/2	0-0, 1/-2
Oct. 26	@ ONT	0-0, 1/0	1-0, 5/-1	ANA	0-0, 0/0	0-0, 0/-2	0-0, 2/-1	DNP
Nov. 1	vs. COL	0-1, 2/1	0-1, 3/-1	0-0, 0/-1	0-0, 1/2	ANA	0-0, 5/-2	1-0, 2/-1
Nov. 2	vs. COL	0-2, 0/1	0-0, 0/0	1-1, 3/1	0-0, 0/0	ANA	1-0, 1/0	0-0, 2/0
Nov. 8	@ BAK	0-0, 0/1	1-0, 1/0	0-1, 0/2	0-0, 0/0	0-0, 2/2	0-0, 2/1	1-1, 3/1
Nov. 10	@ SJ	DNP	0-0, 1/0	0-1, 4/0	ANA	ANA	0-0, 2/0	1-0, 1/1
Nov. 11	@ STK	0-1, 1/1	1-0, 2/1	ANA	0-1, 4/-1	ANA	DNP	0-0, 0/0
Nov. 13	vs. SJ	0-0, 2/4	0-3, 1/1	ANA	0-0, 1/0	ANA	1-1, 1/3	1-1, 2/1
Nov. 15	@ ONT	0-1, 4/1	2-1, 3/1	ANA	1-1(W), 2/2	ANA	0-1, 4/2	0-0, 0/0
Nov. 16	vs. ONT	0-1, 2/-1	0-2, 0/3	ANA	0-1, 1/2	ANA	0-0, 1/1	0-0, 1/-1
Nov. 23	vs. STK	0-0, 2/-2	0-0, 4/0	ANA	0-0, 0/0	ANA	0-0, 2/-1	0-0, 0/-1
Nov. 27	vs. SJ	0-0, 0/0	1-0, 2/0	ANA	0-0, 3/-1	0-0, 0/1	0-0, 0/-1	1-0, 1/1
Nov. 29	@ ONT	0-0, 2/-1	0-0, 4/0	ANA	0-0, 1/-1	0-0, 1/0	0-0, 5/0	1-0, 1/0
Nov. 30	vs. TUC	0-1, 1/4	0-0, 5/-1	ANA	0-1, 0/3	0-1, 3/2	1-0, 1/2	1-0, 1/2
Dec. 7	vs. COL	0-1, 0/-2	0-0, 5/2	ANA	0-0, 0/-2	ANA	0-2, 1/2	0-0, 3/-1
Dec. 11	vs. GR	0-0, 1/0	0-1, 2/0	ANA	0-0, 0/-1	ANA	1-0, 1/1	0-0, 0/-2
Dec. 13	@ COL	0-0, 2/-1	0-0, 4/0	0-1, 3/0	0-0, 0/-1	ANA	0-0, 4/0	0-0, 1/0
Dec. 14	@ COL	0-0, 2/0	0-0, 5/-1	0-0, 2/0	0-0, 0/0	ANA	0-0, 5/0	0-0, 2/0
Dec. 17	vs. GR	0-0, 1/1	0-0, 2/0	0-0, 2/1	0-0, 1/0	0-1, 0/2	0-0, 0/0	0-0, 0/0
Dec. 21	vs. STK	0-0, 0/-2	1-0, 2/1	0-0, 1/1	0-0, 0/0	0-1, 2/-1	0-0, 3/0	0-0, 2/-1
Dec. 27	@ ONT	1-0(W), 2/5	DNP	DNP	0-0, 2/1	1-1, 4/4	0-1, 1/0	1-1, 3/4
Dec. 30	vs. ONT	0-0, 1/0	0-0, 2/-1	DNP	0-0, 3/-1	0-0, 3/0	0-0, 0/-1	1-0, 2/0
Dec. 31	@ TUC	0-0, 1/-1	0-1, 3/-1	DNP	0-1, 0/0	0-0, 5/-2	2-0, 3/0	0-0, 3/0
Jan. 3	vs. BAK	0-0, 1/0	0-0, 4/-2	0-0, 1/-2	0-0, 0/0	0-0, 2/0	0-0, 2/-1	0-0, 1/-1
Jan. 4	vs. BAK	0-0, 1/0	DNP	0-0, 4/0	0-0, 4/0	0-0, 3/1	0-0, 6/0	0-1, 1/0
Jan. 8	vs. IA	0-0, 2/0	0-0, 0/-1	0-0, 4/0	0-0, 1/-1	0-0, 2/-1	0-0, 0/0	0-0, 0/0
Jan. 10	vs. IA	DNP	0-1, 4/1	0-0, 1/0	0-0, 2/-2	1-2(W), 3/3	ANA	0-0, 1/-1
Jan. 11	vs. ONT	0-2, 3/2	0-1, 0/4	1-1, 3/3	0-0, 0/2	0-0, 3/1	ANA	0-0, 1/1
Jan. 15	@ STK	0-1, 1/3	0-0, 2/0	0-0, 0/0	0-1, 3/4	0-0, 0/0	ANA	0-0, 3/0
Jan. 17	vs. TUC	0-0, 2/0	1-0, 1/0	0-0, 1/0	0-0, 2/0	1-1, 4/1	ANA	DNP
Jan. 18	@ BAK	0-0, 1/-2	0-0, 0/-1	1-0, 3/0	0-0, 1/-1	0-1, 2/2	0-1, 4/1	DNP
Jan. 21	vs. TUC	0-0, 2/1	0-0, 2/-2	0-0, 2/-2	0-1, 3/1	0-0, 2/-1	0-0, 3/-1	DNP
Jan. 24	@ GR	INJ	0-0, 2/0	0-1, 2/2	0-0, 0/0	0-0, 1/0	0-0, 2/1	DNP
Jan. 25	@ GR	INJ	0-0, 1/1	0-0, 1/2	0-0, 1/0	0-0, 2/1	DNP	DNP
Jan. 31	vs. SJ	INJ	0-0, 2/1	0-0, 1/2	0-0, 3/1	0-0, 1/-1	0-2, 3/1	DNP
Feb. 1	vs. ONT	0-0, 0/-2	0-1, 3/0	0-0, 3/1	0-0, 3/-2	0-1, 1/1	0-1, 0/-1	DNP
Feb. 5	@ SJ	0-0, 1/2	0-1, 2/1	1-0, 5/1	1-0, 4/1	0-0, 2/-1	0-0, 5/-1	1-0, 3/2
Feb. 7	vs. TUC	0-1, 1/2	0-0, 0/0	0-1, 1/1	0-1, 0/1	0-0, 1/-1	1-1, 4/2	DNP
Feb. 9	vs. BAK	0-0, 2/1	0-0, 1/0	ANA	0-1, 0/2	ANA	0-1, 5/1	DNP
Feb. 14	@ IA	0-0, 3/0	0-0, 7/-2	ANA	0-0, 1/-1	0-0, 1/-2	0-0, 5/-1	DNP
Feb. 15	@ IA	0-0, 1/1	0-3, 4/0	ANA	1-1, 2/1	0-0, 1/-1	0-0, 1/0	DNP
Feb. 17	@ STK	0-0, 2/0	0-0, 3/1	ANA	0-0, 2/0	0-0, 5/-1	0-0, 1/-1	0-0, 0/0
Feb. 19	vs. STK	0-0, 0/0	0-0, 1/0	ANA	0-1, 4/1	0-1, 1/0	0-0, 5/0	0-0, 2/-1
Feb. 21	@ BAK	0-0, 1/1	0-2, 3/2	ANA	0-1, 4/3	0-0, 7/1	0-1, 1/2	0-0, 1/0
Feb. 22	vs. SJ	0-0, 1/1	0-1, 1/2	ANA	0-0, 1/2	0-2, 1/1	0-2, 2/2	0-0, 4/0
Feb. 26	@ TUC	0-0, 1/-2	0-0, 1/0	ANA	0-1, 2/1	0-0, 4/-4	0-0, 2/-1	0-0, 1/0
Feb. 28	@ STK	0-0, 0/1	0-0, 2/0	ANA	0-0, 2/1	1-0, 4/0	0-0, 5/0	0-0, 0/0
Feb. 29	@ SJ	0-0, 1/-1	0-0, 1/-2	ANA	0-0, 2/3	0-2, 2/1	0-0, 3/-1	1-0, 2/1
Mar. 6	@ SJ	ANA	0-0, 3/-1	ANA	0-0, 0/-1	0-0, 4/0	DNP	DNP
Mar. 7	@ SJ	ANA	DNP	0-1, 2/-1	0-1, 2/1	0-2, 6/0	0-0, 7/0	DNP
Mar. 10	@ TUC	ANA	0-0, 0/0	0-0, 2/-1	0-0, 1/-1	0-0, 2/-1	0-0, 3/-1	DNP
Mar. 11	@ TUC	ANA	0-1, 1/1	0-1, 4/1	0-0, 3/1	0-0, 2/0	1-0, 2/1	DNP

Date	Opp.	CRISCUOLO #11	TROPP #12	TERRY #13	MORAND #14	MOLDENHAUER #15	JONES #16	BROADHURST #17
Oct. 4	@ BAK	0-0, 3/-1	ANA	DNP	DNP	DNP	ANA	DNP
Oct. 11	@ SJ	0-0, 0/-1	ANA	ANA	0-0, 1/-2	DNP	ANA	DNP
Oct. 12	@ STK	0-0, 1/-1	ANA	ANA	0-0, 1/-1	0-0, 1/1	ANA	0-0, 0/-1
Oct. 18	vs. STK	0-0, 0/-1	ANA	ANA	0-0, 0/-1	DNP	ANA	DNP
Oct. 25	vs. ONT	0-0, 3/-1	ANA	ANA	0-1, 2/0	0-0, 0/0	ANA	0-0, 1/-1
Oct. 26	@ ONT	DNP	ANA	ANA	1-0, 2/1	0-0, 1/0	ANA	0-0, 2/-1
Nov. 1	vs. COL	0-1, 1/-1	ANA	ANA	0-1, 1/1	0-0, 1/-3	ANA	0-0, 0/1
Nov. 2	vs. COL	DNP	ANA	ANA	0-0, 2/0	DNP	0-0, 2/1	1-0, 2/0
Nov. 8	@ BAK	0-1, 0/1	ANA	ANA	0-0, 0/0	DNP	ANA	0-0, 1/-1
Nov. 10	@ SJ	0-2, 1/2	ANA	ANA	0-0, 0/1	DNP	ANA	0-1, 2/0
Nov. 11	@ STK	0-0, 2/-1	ANA	ANA	0-1, 0/1	DNP	ANA	1-0, 2/0
Nov. 13	vs. SJ	ANA	ANA	ANA	0-1, 1/0	DNP	ANA	1-0, 1/0
Nov. 15	@ ONT	DNP	ANA	ANA	0-0, 2/0	DNP	ANA	0-1, 4/0
Nov. 16	vs. ONT	DNP	ANA	ANA	0-0, 1/-1	DNP	ANA	0-2, 0/1
Nov. 23	vs. STK	DNP	ANA	ANA	0-0, 1/0	0-0, 0/-2	ANA	0-0, 0/0
Nov. 27	vs. SJ	0-0, 0/0	ANA	ANA	0-0, 0/0	0-2, 0/0	ANA	0-0, 2/0
Nov. 29	@ ONT	DNP	ANA	ANA	0-0, 0/0	0-0, 1/-1	ANA	0-0, 0/-1
Nov. 30	vs. TUC	0-0, 2/0	ANA	ANA	0-1, 2/2	DNP	ANA	0-0, 0/2
Dec. 7	vs. COL	0-0, 2/-1	ANA	ANA	1-0, 4/1	DNP	0-0, 6/0	0-1, 1/1
Dec. 11	vs. GR	0-0, 0/-1	ANA	ANA	0-0, 1/0	0-0, 0/1	1-0, 4/-1	0-1, 1/0
Dec. 13	@ COL	1-0, 3/0	ANA	ANA	0-0, 1/0	0-0, 0/0	0-0, 2/0	0-0, 2/-1
Dec. 14	@ COL	DNP	ANA	ANA	0-0, 2/0	DNP	0-0, 3/-2	0-1, 1/0
Dec. 17	vs. GR	0-0, 0/0	ANA	ANA	0-1, 1/1	DNP	0-0, 3/1	1-0, 3/1
Dec. 21	vs. STK	0-0, 0/0	ANA	ANA	0-1, 0/0	DNP	ANA	0-0, 0/0
Dec. 27	@ ONT	1-1, 3/4	ANA	ANA	1-0, 2/0	DNP	ANA	DNP
Dec. 30	vs. ONT	0-1, 1/-1	ANA	ANA	0-0, 0/-1	DNP	ANA	0-0, 2/-1
Dec. 31	@ TUC	0-0, 1/-2	ANA	ANA	0-0, 3/-2	0-0, 0/0	ANA	0-0, 1/-3
Jan. 3	vs. BAK	DNP	ANA	ANA	0-1, 2/1	DNP	ANA	0-1, 1/0
Jan. 4	vs. BAK	0-0, 1/0	ANA	ANA	0-0, 1/0	DNP	ANA	0-0, 0/0
Jan. 8	vs. IA	DNP	ANA	ANA	0-0, 3/-1	DNP	ANA	0-0, 0/0
Jan. 10	vs. IA	0-0, 0/-1	0-2, 2/3	ANA	0-1, 2/2	0-0, 0/-1	ANA	0-0, 2/-1
Jan. 11	vs. ONT	DNP	1-1(W), 2/3	ANA	1-0, 1/2	0-0, 2/0	ANA	DNP
Jan. 15	@ STK	DNP	0-1, 0/1	ANA	0-0, 1/1	0-0, 0/-1	ANA	1-0, 2/1
Jan. 17	vs. TUC	DNP	0-0, 0/0	ANA	0-1, 3/1	0-0, 1/0	ANA	0-0, 1/0
Jan. 18	@ BAK	DNP	1-2(W), 2/2	ANA	0-0, 1/0	0-0, 1/2	ANA	0-0, 0/-1
Jan. 21	vs. TUC	DNP	0-0, 1/0	ANA	0-0, 2/-1	0-0, 2/-1	0-0, 2/-1	0-0, 0/-1
Jan. 24	@ GR	DNP	1-0, 3/0	ANA	0-0, 0/0	0-0, 3/-1	1-0, 3/-1	0-0, 1/0
Jan. 25	@ GR	DNP	0-1, 2/1	ANA	0-0, 0/0	0-0, 0/1	DNP	0-0, 1/0
Jan. 31	vs. SJ	DNP	ANA	ANA	0-0, 1/0	0-0, 2/-1	ANA	0-0, 0/0
Feb. 1	vs. ONT	DNP	ANA	ANA	0-0, 1/0	0-1, 1/1	ANA	DNP
Feb. 5	@ SJ	DNP	ANA	ANA	0-0, 0/0	0-0, 3/0	ANA	0-0, 2/1
Feb. 7	vs. TUC	DNP	ANA	ANA	0-0, 0/1	0-0, 0/-1	ANA	0-0, 1/0
Feb. 9	vs. BAK	0-1, 2/1	ANA	ANA	DNP	0-0, 3/1	ANA	1-0, 4/2
Feb. 14	@ IA	0-0, 2/-1	ANA	ANA	DNP	0-0, 2/-1	ANA	0-0, 1/-1
Feb. 15	@ IA	DNP	ANA	ANA	0-0, 0/0	0-0, 2/1	ANA	0-1, 1/1
Feb. 17	@ STK	DNP	ANA	ANA	0-0, 1/0	0-0, 1/0	ANA	1-0, 2/2
Feb. 19	vs. STK	DNP	ANA	ANA	0-0, 0/0	0-0, 0/0	ANA	0-1, 0/0
Feb. 21	@ BAK	DNP	ANA	ANA	1-0, 2/0	0-0, 1/0	ANA	1-1, 1/2
Feb. 22	vs. SJ	DNP	ANA	ANA	0-1, 0/1	0-1, 1/-1	ANA	0-2, 2/2
Feb. 26	@ TUC	0-0, 1/0	DNP	ANA	0-0, 1/-1	0-0, 1/0	ANA	0-0, 1/-1
Feb. 28	@ STK	0-0, 0/0	DNP	ANA	0-0, 2/2	0-0, 0/1	ANA	1-0, 2/-1
Feb. 29	@ SJ	0-0, 5/-1	DNP	ANA	2-0, 2/1	0-0, 3/-1	ANA	0-1, 2/0
Mar. 6	@ SJ	0-0, 3/0	DNP	ANA	0-0, 3/-1	0-0, 2/0	ANA	0-1, 2/0
Mar. 7	@ SJ	0-0, 1/0	DNP	ANA	0-0, 1/0	0-0, 0/0	ANA	0-0, 2/0
Mar. 10	@ TUC	0-0, 3/0	DNP	ANA	0-0, 0/-1	0-0, 2/0	ANA	0-0, 1/0
Mar. 11	@ TUC	0-0, 2/0	DNP	ANA	2-2, 7/3	0-0, 2/0	ANA	0-0, 2/-1





2019-20 PLAYER-GAME-BY-GAME

2019-20 PLAYER-GAME-BY-GAME



Date	Opp.	SIDEROFF #18	PIETILA #19	LUNDESTROM #20	GATES JR. #21	POTURALSKI #22	MUELLER #23
Oct. 4	@ BAK		0-0, 1/0	0-0, 0/-1	DNP	0-0, 1/-1	
Oct. 11	@ SJ		0-1, 1/0	ANA	0-0, 0/-2	0-0, 3/0	
Oct. 12	@ STK		0-0, 1/0	ANA	DNP	1-0, 2/0	
Oct. 18	vs. STK		0-0, 1/-2	0-0, 0/0	TUL	0-0, 2/0	
Oct. 25	vs. ONT		0-0, 0/0	0-1, 5/-2	TUL	0-0, 0/-1	
Oct. 26	@ ONT		0-0, 3/-1	0-0, 1/-2	TUL	0-2, 1/1	
Nov. 1	vs. COL		1-2, 4/2	1-0(W), 3/-1	TUL	INJ	
Nov. 2	vs. COL	0-0, 0/0	0-1, 2/-1	1-0(W), 1/0	TUL	INJ	
Nov. 8	@ BAK	DNP	0-0, 4/-1	0-0, 0/2	TUL	INJ	
Nov. 10	@ SJ	DNP	1-0, 1/0	0-0, 1/0	TUL	INJ	
Nov. 11	@ STK	0-0, 0/-1	0-0, 2/-1	0-0, 0/-1	TUL	INJ	
Nov. 13	vs. SJ	DNP	0-1, 4/0	0-2, 0/0	TUL	INJ	
Nov. 15	@ ONT	DNP	1-0, 2/0	0-1, 1/0	TUL	INJ	
Nov. 16	vs. ONT	DNP	0-0, 5/1	0-0, 2/0	TUL	INJ	
Nov. 23	vs. STK	0-0, 1/0	0-0, 2/-1	0-0, 2/0	TUL	INJ	
Nov. 27	vs. SJ	DNP	0-0, 1/0	0-1, 2/0	TUL	INJ	
Nov. 29	@ ONT	DNP	0-0, 1/0	0-0, 2/0	TUL	INJ	
Nov. 30	vs. TUC	DNP	1-0, 1/2	0-1, 2/0	TUL	INJ	
Dec. 7	vs. COL	1-0, 5/0	0-0, 1/-1	0-0, 0/0	0-0, 0/0	INJ	
Dec. 11	vs. GR	0-1, 0/1	DNP	0-1, 2/1	1-0, 3/1	INJ	
Dec. 13	@ COL	0-0, 1/0	DNP	0-0, 0/0	0-0, 1/-1	INJ	
Dec. 14	@ COL	0-0, 2/0	0-0, 1/-1	0-0, 1/-1	0-1, 2/1	INJ	
Dec. 17	vs. GR	DNP	0-0, 2/0	0-0, 3/1	DNP	INJ	
Dec. 21	vs. STK	0-0, 1/1	0-0, 3/-1	ANA	0-0, 0/0	INJ	
Dec. 27	@ ONT	0-1, 2/1	0-0, 2/3	ANA	0-0, 0/0	INJ	
Dec. 30	vs. ONT	DNP	0-0, 3/0	ANA	DNP	INJ	
Dec. 31	@ TUC	0-0, 0/-1	1-0, 3/0	ANA	0-0, 1/0	INJ	
Jan. 3	vs. BAK	DNP	0-0, 1/-1	ANA	DNP	INJ	0-0, 2/-1
Jan. 4	vs. BAK	0-0, 0/0	0-0, 4/-1	ANA	0-0, 1/0	INJ	0-0, 2/0
Jan. 8	vs. IA	0-0, 1/-1	1-0, 6/0	ANA	0-0, 0/0	INJ	0-1, 0/-1
Jan. 10	vs. IA	DNP	0-0, 5/-1	ANA	0-0, 1/-1	INJ	1-0, 1/0
Jan. 11	vs. ONT	DNP	0-2, 3/2	ANA	1-0, 5/3	INJ	0-1, 1/1
Jan. 15	@ STK	0-0, 0/0	0-0, 0/0	ANA	1-0(W), 1/0	INJ	0-0, 0/1
Jan. 17	vs. TUC	1-0, 2/1	DNP	0-1, 1/0	0-0, 2/0	INJ	0-0, 1/0
Jan. 18	@ BAK	0-0, 0/-1	DNP	0-0, 1/1	0-0, 2/-1	INJ	0-1, 2/2
Jan. 21	vs. TUC	DNP	ANA	0-0, 4/1	DNP	INJ	0-0, 1/-1
Jan. 24	@ GR	DNP	ANA	0-0, 2/0	DNP	INJ	0-0, 3/-1
Jan. 25	@ GR	DNP	ANA	0-2, 1/3	1-0(W), 1/1	INJ	0-0, 0/0
Jan. 31	vs. SJ	DNP	DNP	0-1, 3/0	0-0, 1/-2	INJ	1-0, 1/-1
Feb. 1	vs. ONT	TUL	2-0, 6/2	0-0, 2/-1	DNP	1-0, 2/-1	0-0, 0/-1
Feb. 5	@ SJ	TUL	0-1, 1/1	0-1, 0/1	DNP	0-1, 2/2	1-0, 2/1
Feb. 7	vs. TUC	TUL	0-1, 1/-1	1-0, 3/0	DNP	0-0, 1/0	1-0(W), 2/0
Feb. 9	vs. BAK	TUL	0-1, 0/1	0-0, 1/-1	DNP	0-1, 1/1	1-0, 3/1
Feb. 14	@ IA	TUL	0-0, 3/-2	0-0, 1/-1	DNP	0-0, 0/0	0-0, 0/0
Feb. 15	@ IA	TUL	1-0(W), 2/-1	1-0, 2/-1	DNP	0-0, 0/0	0-1, 0/1
Feb. 17	@ STK	TUL	0-0, 1/-1	0-0, 2/-1	0-0, 0/0	INJ	0-0, 0/1
Feb. 19	vs. STK	TUL	0-1, 1/2	0-0, 0/0	DNP	INJ	0-0, 0/-1
Feb. 21	@ BAK	TUL	1-0, 4/1	0-1, 1/0	0-0, 0/0	INJ	0-0, 0/0
Feb. 22	vs. SJ	TUL	1-0, 2/0	1-0, 1/1	DNP	INJ	1-0, 3/0
Feb. 26	@ TUC	TUL	0-0, 0/0	0-0, 2/-2	TUL	INJ	0-0, 2/-1
Feb. 28	@ STK	TUL	0-1, 0/1	0-2, 1/-1	TUL	INJ	1-1(W), 3/-1
Feb. 29	@ SJ	TUL	0-0, 2/0	0-1, 0/0	TUL	INJ	0-1, 0/0
Mar. 6	@ SJ	TUL	0-0, 3/0	0-0, 1/0	TUL	INJ	0-1, 1/0
Mar. 7	@ SJ	TUL	0-0, 1/0	1-0(W), 2/0	TUL	INJ	1-0, 2/-1
Mar. 10	@ TUC	TUL	0-0, 0/-1	0-0, 1/-1	TUL	0-0, 2/0	0-0, 2/0
Mar. 11	@ TUC	TUL	0-0, 2/-1	0-0, 2/0	TUL	0-0, 0/0	0-0, 1/0

Date	Opp.	JOHNSTON #24	CARRICK #25	GAZDIC #26	KLOOS #28	COMTOIS #29	KOPACKA #32
Oct. 4	@ BAK		0-0, 3/-1	DNP	0-0, 1/0	0-0, 2/-1	0-0, 2/-1
Oct. 11	@ SJ		0-0, 2/0	DNP	0-0, 1/-1	ANA	0-0, 4/0
Oct. 12	@ STK		0-1, 1/0	DNP	0-0, 1/1	ANA	1-0, 3/-1
Oct. 18	vs. STK		0-0, 3/0	DNP	0-0, 2/0	ANA	0-1, 0/0
Oct. 25	vs. ONT		0-2, 5/-1	DNP	0-0, 2/3	ANA	0-0, 2/-3
Oct. 26	@ ONT		0-1, 3/1	0-0, 0/0	0-1, 3/0	ANA	0-0, 2/-1
Nov. 1	vs. COL	DNP	1-0, 3/1	DNP	0-0, 1/-1	ANA	0-1, 2/-1
Nov. 2	vs. COL	DNP	0-0, 4/0	DNP	0-3, 2/3	ANA	DNP
Nov. 8	@ BAK	DNP	1-1(W), 2/2	DNP	0-1, 3/1	ANA	1-1, 2/1
Nov. 10	@ SJ	0-0, 0/2	1-0(W), 3/1	DNP	0-1, 0/1	ANA	0-0, 2/1
Nov. 11	@ STK	0-0, 1/-3	1-0, 4/0	DNP	0-0, 2/-1	ANA	0-0, 0/0
Nov. 13	vs. SJ	0-1, 1/2	3-0(W), 4/2	DNP	2-0, 2/1	0-2, 2/1	0-0, 2/0
Nov. 15	@ ONT	0-0, 0/0	1-0, 5/3	DNP	0-2, 3/1	0-0, 2/0	0-0, 4/0
Nov. 16	vs. ONT	INJ	0-1, 1/2	DNP	1-0(W), 5/1	0-2, 3/2	0-0, 2/-1
Nov. 23	vs. STK	INJ	0-0, 3/-1	DNP	0-0, 1/0	0-0, 2/-1	1-0, 3/0
Nov. 27	vs. SJ	INJ	0-0, 1/0	DNP	0-0, 1/0	0-0, 2/0	0-0, 0/1
Nov. 29	@ ONT	INJ	0-0, 1/0	0-0, 0/0	0-0, 3/0	0-0, 4/-1	0-0, 0/0
Nov. 30	vs. TUC	INJ	2-0, 3/2	DNP	0-0, 1/0	0-2, 3/1	0-0, 0/0
Dec. 7	vs. COL	INJ	ANA	DNP	0-0, 0/0	ANA	TUL
Dec. 11	vs. GR	0-0, 0/-1	ANA	DNP	0-1, 3/0	ANA	TUL
Dec. 13	@ COL	DNP	ANA	0-0, 2/0	0-0, 2/0	ANA	TUL
Dec. 14	@ COL	DNP	ANA	0-0, 3/0	0-0, 1/-2	ANA	TUL
Dec. 17	vs. GR	DNP	ANA	0-0, 0/0	0-0, 3/0	ANA	0-0, 2/1
Dec. 21	vs. STK	0-0, 0/-1	ANA	DNP	0-0, 1/-1	ANA	2-1, 5/1
Dec. 27	@ ONT	0-1, 2/-1	ANA	DNP	1-1, 1/2	ANA	0-1, 0/0
Dec. 30	vs. ONT	DNP	ANA	DNP	1-0, 2/0	ANA	0-0, 3/-1
Dec. 31	@ TUC	0-1, 1/-1	ANA	DNP	1-1, 3/0	ANA	0-0, 1/2
Jan. 3	vs. BAK	DNP	1-0, 5/1	DNP	1-0, 1/0	ANA	0-0, 1/0
Jan. 4	vs. BAK	0-0, 1/-1	1-0, 6/1	DNP	0-0, 2/1	ANA	0-0, 2/0
Jan. 8	vs. IA	DNP	1-0, 3/-1	DNP	0-1, 0/0	ANA	0-0, 3/-1
Jan. 10	vs. IA	DNP	2-0, 4/3	DNP	0-0, 0/-1	ANA	0-0, 2/0
Jan. 11	vs. ONT	DNP	1-2, 2/4	0-0, 1/0	1-0, 3/1	ANA	0-0, 1/0
Jan. 15	@ STK	DNP	0-0, 2/1	DNP	0-0, 1/1	ANA	0-0, 2/0
Jan. 17	vs. TUC	DNP	0-2, 1/1	DNP	0-0, 3/0	1-0(W), 2/1	0-1, 0/1
Jan. 18	@ BAK	DNP	1-0, 4/1	DNP	0-1, 1/1	0-1, 3/0	DNP
Jan. 21	vs. TUC	DNP	0-0, 2/-1	DNP	0-0, 3/0	0-0, 3/1	DNP
Jan. 24	@ GR	DNP	0-1, 3/0	DNP	0-0, 1/0	0-0, 4/-1	DNP
Jan. 25	@ GR	DNP	1-0, 4/1	DNP	0-0, 1/0	0-1, 1/3	0-0, 0/0
Jan. 31	vs. SJ	0-0, 0/0	0-2, 3/1	DNP	1-0(W), 2/1	0-1, 0/1	DNP
Feb. 1	vs. ONT	DNP	0-1, 1/1	0-0, 0/0	0-0, 2/-1	0-1, 0/0	DNP
Feb. 5	@ SJ	DNP	0-1, 3/1	DNP	0-0, 0/-1	0-0, 0/1	DNP
Feb. 7	vs. TUC	DNP	1-0, 4/-1	DNP	1-1, 1/2	0-1, 0/0	0-0, 3/0
Feb. 9	vs. BAK	DNP	1-0, 1/0	DNP	0-1, 3/2	0-0, 1/-1	1-1, 2/2
Feb. 14	@ IA	DNP	0-0, 4/-2	DNP	0-0, 2/-2	0-0, 3/-1	0-0, 0/0
Feb. 15	@ IA	DNP	0-0, 3/0	DNP	0-0, 1/0	1-0, 2/1	DNP
Feb. 17	@ STK	DNP	0-0, 2/-1	DNP	INJ	1-1, 3/2	DNP
Feb. 19	vs. STK	0-1, 0/1	0-1, 2/2	DNP	INJ	1-0(W), 3/0	0-0, 0/-1
Feb. 21	@ BAK	DNP	0-1, 4/1	DNP	INJ	1-0(W), 3/2	DNP
Feb. 22	vs. SJ	DNP	1-1, 5/0	DNP	INJ	2-1(W), 4/2	0-0, 1/0
Feb. 26	@ TUC	IDH	1-0, 3/-1	DNP	0-0, 4/0	0-0, 1/-2	DNP
Feb. 28	@ STK	IDH	0-1, 5/2	DNP	0-0, 0/0	1-1, 3/0	DNP
Feb. 29	@ SJ	IDH	0-1, 1/0	DNP	0-2, 1/2	1-0(W), 2/0	0-0, 0/-1
Mar. 6	@ SJ	0-0, 0/-1	0-0, 9/0	DNP	1-0, 4/-1	0-0, 2/-1	DNP
Mar. 7	@ SJ	DNP	1-0, 3/1	DNP	0-1, 1/2	0-0, 0/-1	DNP
Mar. 10	@ TUC	DNP	0-0, 3/-1	DNP	0-0, 2/0	0-0, 1/-1	DNP
Mar. 11	@ TUC	DNP	1-0, 3/2	DNP	0-0, 1/1	0-1, 2/1	DNP





2019-20 PLAYER-GAME-BY-GAME

Date	Opp.	DREW #36	PERSSON #38	KANZIG #40	SHERWOOD #44	BOYLE #33	STOLARZ #41
Oct. 4	@ BAK	0-0, 2/-1			1-0, 5/1	DNP	2/28, L, 58:45
Oct. 11	@ SJ	1-0, 3/-2			0-1, 0/-1	DNP	5/42, L, 60:00
Oct. 12	@ STK	0-0, 1/0			1-1, 2/1	4/31, L, 58:46	DNP
Oct. 18	vs. STK	0-0, 0/1			0-0, 1/-1	0/6, 11:50	5/31, L, 48:10
Oct. 25	vs. ONT	0-0, 0/-1			0-0, 2/-1	6/27, L, 59:57	DNP
Oct. 26	@ ONT	0-0, 0/0			0-0, 3/-2	DNP	3/36, L, 58:36
Nov. 1	vs. COL	0-0, 1/2			0-1, 2/1	DNP	4/34, W, 60:00
Nov. 2	vs. COL	0-0, 0/-1			0-1, 1/0	DNP	2/29, W, 60:00
Nov. 8	@ BAK	0-0, 0/1			1-1, 3/2	DNP	3/31, W, 59:47
Nov. 10	@ SJ	0-0, 0/0			0-0, 3/0	DNP	1/32, W, 60:00
Nov. 11	@ STK	0-0, 0/1			0-1, 3/0	6/38, L, 59:12	DNP
Nov. 13	vs. SJ	0-0, 1/0			1-1, 3/3	DNP	3/35, W, 59:56
Nov. 15	@ ONT	0-1, 3/1			1-0, 6/2	DNP	2/25, W, 60:00
Nov. 16	vs. ONT	1-0, 4/1			1-0, 1/1	DNP	1/29, W, 59:17
Nov. 23	vs. STK	0-0, 2/0			INJ	0/4, 18:10	4/27, L, 40:00
Nov. 27	vs. SJ	0-0, 0/1			INJ	DNP	3/41, OTL, 62:08
Nov. 29	@ ONT	0-1, 2/0			INJ	2/26, L, 58:47	DNP
Nov. 30	vs. TUC	0-0, 1/2			INJ	DNP	2/24, W, 60:00
Dec. 7	vs. COL	0-0, 3/0			INJ	DNP	3/32, W, 63:19
Dec. 11	vs. GR	DNP			INJ	DNP	4/31, L, 59:07
Dec. 13	@ COL	DNP			INJ	1/42, W, 64:51	DNP
Dec. 14	@ COL	DNP			INJ	DNP	2/34, L, 59:00
Dec. 17	vs. GR	0-0, 1/0			INJ	DNP	2/42, SOL, 65:00
Dec. 21	vs. STK	DNP			INJ	3/27, W, 65:00	DNP
Dec. 27	@ ONT	0-1, 3/0			1-0, 3/0	DNP	1/39, W, 59:20
Dec. 30	vs. ONT	DNP			0-0, 5/0	3/38, OTL, 62:53	DNP
Dec. 31	@ TUC	DNP			0-0, 3/-1	DNP	6/45, L, 59:14
Jan. 3	vs. BAK	0-1, 2/1			0-0, 2/-1	3/33, L, 58:25	DNP
Jan. 4	vs. BAK	0-0, 5/0			ANA	DNP	1/27, SOL, 65:00
Jan. 8	vs. IA	0-1, 2/-1			0-0, 3/-1	DNP	3/42, L, 59:24
Jan. 10	vs. IA	0-0, 1/0			0-0, 3/0	DNP	3/31, W, 65:00
Jan. 11	vs. ONT	0-0, 2/0			0-0, 2/0	1/43, W, 60:00	DNP
Jan. 15	@ STK	DNP			2-0, 3/2	DNP	1/37, W, 60:00
Jan. 17	vs. TUC	DNP			0-0, 3/0	1/35, W, 60:00	DNP
Jan. 18	@ BAK	DNP			1-0, 2/-1	DNP	3/34, W, 60:00
Jan. 21	vs. TUC	DNP			0-0, 3/-1	3/23, L, 57:35	DNP
Jan. 24	@ GR	0-0, 0/0			1-0, 3/0	DNP	4/38, OTL, 61:06
Jan. 25	@ GR	DNP			0-0, 1/0	DNP	1/39, W, 60:00
Jan. 31	vs. SJ	DNP			3-0, 4/3	DNP	3/44, W, 60:00
Feb. 1	vs. ONT	DNP			0-0, 4/-1	5/35, OTL, 64:03	DNP
Feb. 5	@ SJ	DNP			0-0, 0/-1	DNP	2/38, W, 60:00
Feb. 7	vs. TUC	DNP			ANA	DNP	3/40, W, 60:00
Feb. 9	vs. BAK	0-0, 1/2			0-0, 0/-1	DNP	2/33, W, 59:57
Feb. 14	@ IA	DNP		0-0, 0/0	0-0, 0/-1	DNP	1/31, L, 59:11
Feb. 15	@ IA	DNP		0-0, 1/0	0-0, 5/2	2/31, W, 59:46	DNP
Feb. 17	@ STK	DNP		0-0, 0/0	0-0, 3/0	DNP	3/35, OTL, 64:12
Feb. 19	vs. STK	DNP		DNP	2-0, 4/2	DNP	2/42, W, 59:21
Feb. 21	@ BAK	DNP		0-0, 0/-1	0-0, 1/0	DNP	1/22, W, 60:00
Feb. 22	vs. SJ	DNP		0-0, 2/1	0-0, 2/0	3/37, W, 60:00	DNP
Feb. 26	@ TUC	TUL	0-0, 0/0	DNP	ANA	ANA	4/32, L, 57:04
Feb. 28	@ STK	TUL	0-0, 1/0	DNP	ANA	DNP	2/26, W, 60:00
Feb. 29	@ SJ	TUL	0-0, 6/2	DNP	ANA	3/32, W, 62:49	DNP
Mar. 6	@ SJ	TUL	0-0, 2/2	DNP	ANA	DNP	3/27, OTL, 60:14
Mar. 7	@ SJ	TUL	0-0, 3/1	0-0, 0/0	ANA	2/26, W, 64:56	DNP
Mar. 10	@ SJ	TUL	0-0, 1/-1	DNP	ANA	3/34, L, 59:55	ANA
Mar. 11	@ TUC	TUL	0-0, 2/1	DNP	ANA	2/30, W, 60:00	ANA



2019-20 TRANSACTIONS



Sept. 23, 2019	Anaheim Ducks assigned RW Alex Dostie , G Roman Durny , G Olle Eriksson Ek , LW Brent Gates, Jr. , LW Luke Gazdic , D Scott Moldenhauer , C Antoine Morand , D Steven Ruggiero , RW Deven Sideroff and RW Corey Tropp to San Diego.
Sept. 24, 2019	San Diego signed D Dawson Davidson , D Eric Drapluk , RW Johno May , C Conor Riley , RW Alex Rodriguez and C Henrik Samuelsson to professional tryouts (PTO).
Sept. 26, 2019	Anaheim Ducks assigned C Alex Broadhurst , D Hunter Drew , D Zack Hayes , RW Justin Kloos , LW Jack Kopacka , D Patrick Sieloff , D Chris Wideman and G Anthony Stolarz to San Diego. San Diego released D Dawson Davidson from a professional tryouts (PTO).
Oct. 1, 2019	Anaheim Ducks assigned D Simon Benoit , G Kevin Boyle , C Sam Carrick , LW Chase De Leo , D Jani Hakanpaa , D Josh Mahura , LW Andreas Martinsen , RW Andrew Poturalski , RW Kiefer Sherwood and RW Daniel Sprong to San Diego. San Diego assigned G Olle Eriksson Ek to Tulsa (ECHL) and G Roman Durny to Norfolk (ECHL), and released D Eric Drapluk , RW Johno May , C Conor Riley , RW Alex Rodriguez and C Henrik Samuelsson from professional tryouts (PTO).
Oct. 3, 2019	Anaheim Ducks assigned C Isac Lundestrom and LW Max Comtois to San Diego. San Diego assigned RW Deven Sideroff and D Steven Ruggiero to Tulsa (ECHL).
Oct. 5, 2019	Anaheim Ducks recalled C Isac Lundestrom from San Diego.
Oct. 7, 2019	Anaheim Ducks recalled LW Max Comtois from San Diego.
Oct. 10, 2019	Anaheim Ducks signed C Benoit-Olivier Groulx to a three-year entry-level contract.
Oct. 15, 2019	Anaheim Ducks assigned C Isac Lundestrom to San Diego.
Oct. 17, 2019	Assigned LW Brent Gates Jr. to Tulsa (ECHL).
Oct. 25, 2019	Anaheim Ducks acquired D Erik Gudbranson in exchange for LW Andreas Martinsen and a seventh-round selection in the 2021 NHL Draft.
Oct. 29, 2019	Anaheim Ducks recalled D Josh Mahura from San Diego and assigned D Brendan Guhle to San Diego.
Oct. 31, 2019	Acquired D Ryan Johnston from Toronto in exchange for future considerations.
Nov. 1, 2019	Recalled RW Deven Sideroff from Tulsa (ECHL).
Nov. 2, 2019	Anaheim Ducks assigned LW Max Jones to San Diego.
Nov. 4, 2019	Anaheim Ducks recalled LW Max Jones from San Diego.
Nov. 6, 2019	Anaheim Ducks reassigned D Josh Mahura to San Diego.
Nov. 9, 2019	Anaheim Ducks recalled D Simon Benoit from San Diego.
Nov. 10, 2019	Anaheim Ducks recalled D Josh Mahura from San Diego.
Nov. 11, 2019	Anaheim Ducks recalled D Brendan Guhle from San Diego and reassigned D Simon Benoit to San Diego.
Nov. 12, 2019	Anaheim Ducks reassigned LW Max Comtois to San Diego.
Nov. 16, 2019	Recalled D Steven Ruggiero from Tulsa (ECHL).
Nov. 20, 2019	Reassigned D Steven Ruggiero to Tulsa (ECHL).
Nov. 26, 2019	Anaheim Ducks reassigned D Josh Mahura to San Diego.
Nov. 29, 2019	Anaheim Ducks assigned D Jacob Larsson to San Diego.
Dec. 2, 2019	Anaheim Ducks recalled G Anthony Stolarz from San Diego.
Dec. 3, 2019	Anaheim Ducks recalled LW Max Comtois and D Josh Mahura from San Diego, and assigned LW Max Jones to San Diego. Recalled LW Brent Gates, Jr. from Tulsa (ECHL).
Dec. 5, 2019	Assigned LW Jack Kopacka to Tulsa (ECHL).
Dec. 7, 2019	Anaheim Ducks recalled C Sam Carrick from San Diego and reassigned G Anthony Stolarz to San Diego.
Dec. 12, 2019	Anaheim Ducks reassigned D Brendan Guhle to San Diego.
Dec. 14, 2019	Anaheim Ducks reassigned C Sam Carrick to San Diego.
Dec. 16, 2019	Anaheim Ducks recalled C Sam Carrick and D Jacob Larsson from San Diego, and reassigned D Josh Mahura to San Diego. Recalled LW Jack Kopacka from Tulsa (ECHL).
Dec. 17, 2019	Signed G Taniel Pogharian to a professional tryout (PTO). Recalled G Olle Eriksson Ek from Tulsa (ECHL).
Dec. 18, 2019	Anaheim Ducks recalled C Isac Lundestrom and LW Max Jones from San Diego.
Dec. 21, 2019	Signed C Brett Pollock to a professional tryout (PTO).
Dec. 22, 2019	Released C Brett Pollock from a professional tryout (PTO).

Dec. 26, 2019	Signed C Brett Pollock and RW Kyle Thomas to professional tryouts (PTO).
Dec. 27, 2019	Reassigned G Olle Eriksson Ek to Tulsa (ECHL).
Dec. 28, 2019	Anaheim Ducks reassigned RW Daniel Sprong to San Diego.
Dec. 30, 2019	Anaheim Ducks recalled RW Daniel Sprong from San Diego. Anaheim acquired C Chris Mueller in exchange for D Patrick Sieloff .
Jan. 2, 2020	Anaheim Ducks recalled D Chris Wideman from San Diego.
Jan. 3, 2020	Anaheim Ducks assigned C Sam Carrick , RW Daniel Sprong and D Chris Wideman to San Diego. Released RW Kyle Thomas from a professional tryout (PTO).
Jan. 4, 2020	Anaheim Ducks recalled RW Kiefer Sherwood and RW Daniel Sprong from San Diego.
Jan. 7, 2020	Anaheim Ducks reassigned RW Kiefer Sherwood to San Diego.
Jan. 10, 2020	Anaheim Ducks recalled LW Chase De Leo from San Diego and assigned RW Troy Terry to San Diego. Released C Brett Pollock from a professional tryout (PTO).
Jan. 16, 2020	Anaheim Ducks reassigned LW Max Comtois and C Isac Lundestrom to San Diego.
Jan. 18, 2020	Anaheim Ducks reassigned LW Chase De Leo , LW Max Jones and RW Daniel Sprong to San Diego, and recalled LW Blake Pietila .
Jan. 24, 2020	Anaheim Ducks recalled C Chase De Leo , LW Max Jones and RW Troy Terry from San Diego, and reassigned LW Blake Pietila .
Jan. 29, 2020	Anaheim Ducks reassigned C Chase De Leo to San Diego.
Jan. 31, 2020	Assigned Deven Sideroff to Tulsa (ECHL).
Feb. 3, 2020	Anaheim Ducks recalled RW Daniel Sprong from San Diego.
Feb. 7, 2020	Anaheim Ducks recalled RW Kiefer Sherwood from San Diego and reassigned RW Daniel Sprong to San Diego.
Feb. 9, 2020	Anaheim Ducks recalled D Josh Mahura and D Brendan Guhle from San Diego. Signed D Kevin Lohan to a professional tryout (PTO).
Feb. 11, 2020	Anaheim Ducks reassigned D Josh Mahura to San Diego. Released D Kevin Lohan from a professional tryout (PTO).
Feb. 13, 2020	Signed D Keegan Kanzig to a professional tryout (PTO).
Feb. 21, 2020	Anaheim Ducks acquired RW David Backes , D Axel Andersson and a 2020 first-round pick from Boston for RW Ondrej Kase .
Feb. 24, 2020	Anaheim Ducks acquired C Kyle Crisculo and a fourth-round selection in the 2020 NHL Draft from Philadelphia for C Derek Grant . Acquired D Joel Persson from Edmonton for G Angus Redmond and a 2022 conditional seventh-round pick. Acquired D Christian Djoos from Washington for RW Daniel Sprong .
Feb. 25, 2020	Anaheim Ducks assigned RW Troy Terry and D Brendan Guhle to San Diego.
Feb. 26, 2020	Anaheim Ducks recalled D Brendan Guhle from San Diego.
Mar. 1, 2020	Anaheim Ducks recalled G Anthony Stolarz and D Jani Hakanpaa from San Diego.
Mar. 4, 2020	Anaheim Ducks signed RW Bryce Kindopp to a three-year entry-level contract.
Mar. 5, 2020	Recalled D Ryan Johnston from Idaho (ECHL).
Mar. 6, 2020	Anaheim Ducks reassigned G Anthony Stolarz to San Diego.
Mar. 8, 2020	Anaheim Ducks recalled G Anthony Stolarz from San Diego.
Mar. 9, 2020	Anaheim Ducks assigned C Isac Lundestrom to San Diego. Recalled G Olle Eriksson Ek from Tulsa (ECHL).
Mar. 27, 2020	Anaheim Ducks signed C Trevor Zegras to a three-year entry-level contract.
Mar. 30, 2020	Anaheim Ducks signed LW Jack Badini and D Hunter Drew to three-year entry-level contracts.
May 6, 2020	Anaheim Ducks signed D Christian Djoos and D Jani Hakanpaa to one-year contract extensions.
May 10, 2020	Anaheim Ducks signed D Brendan Guhle to a two-year contract extension and C Sam Carrick to a one-year contract extension.



FRONT ROW (L-R): Olle Eriksson Ek, Jeff Glass, Assistant Coach David Urquhart, Assistant Coach Brett Ferguson, Assistant Coach Sylvain Lefebvre, Head Coach Dallas Eakins, Sam Carrick, Jaycob Megna, Corey Tropp, Kalle Kossila, President of Business Operations Matt Savant, General Manager Bob Ferguson, Director of Hockey Operations Jillian Reddin, Hockey Operations Manager, Jeff Goduti, Kevin Boyle
SECOND ROW: Assistant Equipment Manager Ryan Tall, Equipment Assistant Alf Tejada, Head Equipment Manager Joey Guilmet, Kevin Roy, Chase De Leo, Justin Kloos, Kyle Olson, Sam Steel, Keaton Thompson, Josh Mahura, Andy Welinski, Patrick Sieloff, Deven Sideroff, Trevor Murphy, Ben Street, Matt Berry, Head Athletic Trainer Mike Ermatinger, Assistant Athletic Trainer Ryan Ledwon, Strength and Conditioning Colin Reddin, Kate Allgood
BACK ROW: Hunter Drew, Brent Gates Jr., Simon Benoit, Jack Kopacka, Ben Thomson, Luke Gazdic, Andrej Sustr, Adam Cracknell, Jack Dotchin, Max Jones, Jacob Larsson, Kiefer Sherwood

POSTSEASON NOTES IN PLAYOFF SECTION

THE 2018-19 SEASON:

The San Diego Gulls finished their fourth season in the AHL's Pacific Division with a 36-24-5-3 record for 80 points. The Gulls ranked third in the Pacific Division and fourth in the Western Conference. San Diego climbed 10 spots in the Western Conference after falling to last in the division, 14th in the Western Conference and 29th overall among the 30 AHL teams Dec. 9 (.429%). The Gulls gained 62 points their final 47 games, posting a 28-13-4-2 record while earning points in 34-of-47 contests (.660%) to pass three teams in the division and nine in the conference. San Diego set a new club record for goals in a single season, netting 236 goals (excluding shootout goals) to rank second among AHL teams with 3.51 goals per game.

CLINCHED:

San Diego clinched a berth in the Calder Cup Playoffs Apr. 12 at Tucson for the third time in four seasons (also 2016 and 2017). San Diego is one of three Pacific Division teams (also San Jose and Ontario) to make at least three postseason appearances (nine teams have played in the Pacific Division).

HOME SWEET HOME:

The Gulls posted an 18-14-1-1 record on home ice this season, good for 36 points. The Gulls won 11 of their last 16 games at home and earned points in 20-of-34 home games overall. San Diego tied a club record with a seven-game home point streak from Oct. 19-Nov. 16 (5-0-1-1), and also won six straight home games from Dec. 15-Jan. 16.

ROAD WARRIORS:

San Diego concluded the regular season with points in seven straight road games (5-0-2-0), the second-longest such streak in the AHL to conclude the season. The Gulls also collected points in 22 of their last 26 road contests (16-4-4-2) to post an 18-10-4-2 record overall, tied for the third most road wins in the Western Conference. San Diego's 42 points away from home were the second highest total in club history (20-11-3-0; 43 points in 2016-17), while the 122 road goals set a new club single-season record to surpass the 100 scored in 2017-18. San Diego earned points in 10 straight road games from Dec. 14-Jan. 21, tied for the longest such streak in the AHL, and tied for the longest road point streak in club history (also 10 games: Dec. 29, 2016-Feb. 7, 2017; 9-0-0-1). San Diego also won a club record six straight road games from Dec. 22-Jan. 12.

SEASON STREAKS:

San Diego set a club record 15-game point streak (12-0-1-2) from Dec. 14-Jan. 16, a span of 36 days and the fourth-longest point streak in the AHL this season. The point streak surpassed the longest previous such streak in franchise history (12) set from Jan. 7-Feb. 7, 2017 (11-0-0-1). San Diego scored 62 goals during the 15 games, averaging 4.1 goals per game. San Diego outscored opponents by a 23-goal margin overall (62-39), including an 18-goal margin in the third period (27-9). The Gulls had 38 different players appear in a game during the 15 games (23 forwards, 12 defensemen and three goaltenders). The Gulls won six straight home games from Dec. 15-Jan. 16 and also had a seven-game home point streak from Oct. 19-Nov. 16 (5-0-1-1), tied for the longest home point streak in club history.

CAREER YEAR:

Sam Carrick led San Diego in points (32-29=61), goals, PPG (11), SHG (3) and GWG (5), and ranked second in assists (29) in 61 games this season, setting new Gulls single-season records in points, goals, SHG, GWG (5) and tying the club mark in PPG (11). He became the first Gull to reach the 60-point milestone Apr. 12 at Tucson, while also become the first San Diego player to record 25 and then 30 goals. In the regular-season finale, he scored his 100th career AHL goal Apr. 13 at Tucson. Carrick was one of two Gulls to record a point-per game average with 61 points in 61 games. He led the Western Conference and ranked fifth among AHL leaders in goals. He also set a personal and Gulls single-game record with five points (3-2=5), including his first career hat trick, a natural hat trick, Nov. 25 at Stockton.

ELEVEN STRAIGHT:

Troy Terry recorded a club record 11-game point streak in each of his first 11 career AHL games from Oct. 19-Nov. 23 (7-9=16), including all nine home games (7-7=14). The 61-game point streak surpassed the previous club record for points in consecutive games set by Corey Tropp (Dec. 9, 2017-Jan. 3, 2018; 8-6=14) and Nic Kerdiles (Feb. 26-Mar. 18, 2016; 7-9=16). Terry's point streak was the second-longest point streak by an AHL rookie. He also had a four-game goal streak (4-2=6) from Nov. 9-21, the longest goal streak by a Gulls rookie and tied for the second-longest goal streak in club history. Terry also recorded a nine-game point streak from Dec. 8-30 (4-8=12), the only Gulls player to have point streaks of nine games or more on multiple occasions.

NET PRESENCE:

Kevin Boyle posted a 24-13-2 record to mark new career highs in wins, games played (43) and minutes (2,362), all Gulls single-season records. He also ranked tied for ninth among AHL goaltenders in wins. Boyle completed the season with a 19-8-2 record his last 30 appearances while also earning a 9-1-2 mark with a 2.65 GAA and .922 SV% his last 13 road games. He won a club record 10 straight games from Dec. 15-Jan. 12, posting a 2.19 GAA and .923 SV% during the stretch, also a personal best as he surpassed his own mark of six straight wins (Jan. 27-Feb. 17, 2018) and the all-time club mark (8) set by Jhonas Enroth from Jan. 16-Feb. 7, 2017. Boyle made his NHL debut with Anaheim Feb. 10 at Philadelphia, and in his first NHL start Feb. 13 vs. Vancouver, he stopped all 35 shots for his first career NHL win to join John Gibson as the only two Anaheim goaltenders to record a shutout in his first NHL start.

I-5 CONNECTION:

In 2018-19, 25 players appeared in a game for both the Anaheim Ducks and San Diego Gulls, the most to appear in games for both the NHL club and primary affiliate. The 25 players included Pontus Aberg, Joseph Blandisi, Kevin Boyle, Sam Carrick, Max Comtois, Adam Cracknell, Chase De Leo, Jake Dotchin, Patrick Eaves, Korbinian Holzer, Max Jones, Justin Kloos, Kalle Kossila, Jacob Larsson, Isac Lundestrom, Josh Mahura, Jaycob Megna, Kevin Roy, Luke Schenn, Kiefer Sherwood, Sam Steel, Ben Street, Andrej Sustr, Troy Terry and Andy Welinski. Each of Boyle, Comtois, Jones, Lundestrom, Mahura, Sherwood, Steel and Terry made their NHL debuts with Anaheim this season. San Diego's season-closing roster included 18 players that played in at least one NHL game with Anaheim, posting 21-33=54 NHL points in 301 combined games.

NEW DEPTH:

San Diego iced 15 different rookies during the 2018-19 season. The 15 first-year players, a club record, combined for 67-123=190 points in a combined 350 games played, scoring 28 percent of San Diego's 236 goals (excluding shootout goals). Fifty-two different players dressed in a game for San Diego, including 48 skaters, both highest in the AHL this season. The 52 players to dress for San Diego surpassed the club record of 51 set in 2015-16.

CHART TOPPER:

On Jan. 9, Head Coach **Dallas Eakins** won his 136th game behind the bench for San Diego to surpass Kevin Dineen for the most wins by a head coach of an Anaheim Ducks primary affiliate. Eakins has the most wins and second-highest win percentage as a head coach of a Ducks AHL affiliate with a 154-95-15-8 (.608%) in 272 games behind San Diego's bench. Dineen led the Portland Pirates to a 135-76-13-16 record (.623%) in 240 games from 2005-08. The Gulls lead the Pacific Division in all-time wins, points (331) and points percentage (.608%) since the division's inception in 2015-16.

AMERICA'S FINEST FANS:

San Diego led the AHL in attendance for the second straight season in 2018-19 with an average of 9,021 per game. With a total of 306,722 fans in attendance across 34 home games, it marked the second straight season averaging more than 9,000 fans per game and third straight of more than 300,000 in total attendance dating to 2016-17. San Diego led the AHL in attendance in 2017-18 with an average of 9,305 per game, becoming the first team other than Hershey to lead the AHL in attendance dating to Hershey's 10 straight seasons leading the league from 2007-08 to 2016-17. Since the Gulls inaugural season in 2015-16, San Diego has had 1,219,828 fans to date, with the average of 8,969 across the four seasons leading the Western Conference and ranking second among AHL clubs (Hershey: 8,978).



#	Date	Team	W-L-OT	Record	GF-GA	Scorers	W Goal	PP	PK	SF-SA	W-L Gtldr.	Attend.
1	10/06/2018	@ Tucson Roadrunners	L	0-1-0-0	4-6	25s,15,32,25p	21	1-2	9-11	20-44	33/31	6,327
2	10/12/2018	Tucson Roadrunners	L	0-2-0-0	2-3	29,25	16	0-2	2-2	44-32	35/33	12,467
3	10/13/2018	@ Ontario Reign	W**	1-2-0-0	6-5	25,22p,13,3p,3	15**	2-6	4-5	37-43	31/40	8,795
4	10/19/2018	Milwaukee Admirals	W	2-2-0-0	4-2	22,19,19p,13	19	1-6	6-6	29-34	33/33	8,237
5	10/20/2018	Bakersfield Condors	W	3-2-0-0	5-4	12,19,15p,21,25	25	1-3	4-5	23-49	31/35	7,056
6	10/26/2018	Stockton Heat	O*	3-2-0-1	4-5	26,26,13p,14p	17**	2-7	3-5	33-38	32/31	6,768
7	10/27/2018	Tucson Roadrunners	O*	3-2-1-1	3-4	14p,21,14	29*	1-4	2-3	32-51	35/31	7,080
8	11/03/2018	@ Ontario Reign	L	3-3-1-1	2-4	6p,16	25	1-4	5-5	31-27	40/33	9,457
9	11/07/2018	@ Tucson Roadrunners	L	3-4-1-1	3-6	13p,24,12	8	1-4	4-4	22-31	31/31	2,410
10	11/09/2018	Colorado Eagles	W	4-4-1-1	4-3	21,25,19,15	15	0-3	2-3	38-29	33/39	12,920+
11	11/10/2018	Colorado Eagles	W	5-4-1-1	3-2	27p,16,19	19	1-5	6-7	43-43	33/39	10,508
12	11/16/2018	Bakersfield Condors	W	6-4-1-1	4-1	12,15,12p,19p	15	2-7	2-2	40-47	33/35	10,020
13	11/21/2018	Ontario Reign	L	6-5-1-1	3-4	17,16p19p	28	2-8	4-5	25-33	33/49	6,618
14	11/23/2018	Stockton Heat	L	6-6-1-1	5-6	13,12,12p,17,17	20	1-3	2-3	26-32	32/31	8,004
15	11/25/2018	@ Stockton Heat	W	7-6-1-1	6-3	5,25p,25,25,17,11	25	1-3	3-4	33-44	33/32	2,437
16	11/28/2018	Manitoba Moose	L	7-7-1-1	1-5	23	38	0-4	1-4	32-24	1/33	6,052
17	11/30/2018	Manitoba Moose	W	8-7-1-1	2-1	16,11s	11	0-8	8-8	34-14	31/1	8,858
18	12/03/2018	@ San Jose	L	8-8-1-1	3-5	10,15,19	78	0-0	2-2	22-37	32/31	3,092
19	12/05/2018	Tucson Roadrunners	L	8-9-1-1	2-5	12p,14p	24	2-5	1-2	23-24	35/33	5,711
20	12/07/2018	@ Colorado Eagles	L	8-10-1-1	0-2		73	0-4	4-4	29-28	39/31	5,006
21	12/08/2018	@ Colorado Eagles	L	8-11-1-1	3-4	25s,16p,17p	61	2-7	3-5	36-23	39/31	5,289
22	12/14/2018	@ Bakersfield Condors	O**	8-11-1-2	3-4	13,12p,14	21**	1-5	2-2	38-29	40/31	4,312
23	12/15/2018	San Jose Barracuda	W**	9-11-1-2	4-3	16,16,25p	27**	1-5	3-4	29-31	33/34	10,911
24	12/19/2018	San Jose Barracuda	W	10-11-1-2	6-1	11,25s,38,7,19,11	25	0-3	2-3	39-24	33/34	6,225
25	12/21/2018	Ontario Reign	W	11-11-1-2	5-3	25,23,3p,16,25	16	1-11	4-5	32-18	33/31	8,277
26	12/22/2018	@ Ontario Reign	O**	11-11-1-3	7-6	14,25p,3p,14s,19,11	27**	2-4	3-5	46-33	36/30	7,693
27	12/27/2018	Bakersfield Condors	W	12-11-1-3	4-3	15,24,3p,25p	25	2-4	0-0	29-33	33/39	8,514
28	12/29/2018	@ Bakersfield Condors	W*	13-11-1-3	3-2	16,34p,19	19*	1-3	0-1	29-20	30/40	5,316
29	12/30/2018	@ San Jose Barracuda	W	14-11-1-3	5-1	7,16,17,25,19	16	0-3	6-6	17-35	33/34	3,666
30	01/02/2019	@ Bakersfield Condors	W	15-11-1-3	2-1	38,11	11	0-1	4-5	27-34	33/39	3,090
31	01/04/2019	San Jose Barracuda	W	16-11-1-3	4-3	19,28,19,11p	11	1-4	2-4	26-30	33/32	10,253
32	01/06/2019	@ Ontario Reign	W	17-11-1-3	4-1	17,16,25,19p	16	1-5	2-3	43-31	33/31	8,962
33	01/09/2019	@ Stockton Heat	W	18-11-1-3	7-4	17,22p,22,27s,7,25,11	7	1-3	3-4	41-29	33/32	2,128
34	01/12/2019	@ Milwaukee Admirals	W	19-11-1-3	5-2	19,25,38,27,16	38	0-4	2-3	22-23	33/33	6,863
35	01/14/2019	@ Iowa Wild	O*	19-11-2-3	2-3	34p,27	42*	1-5	4-4	30-26	34/33	5,242
36	01/16/2019	Texas Stars	W	20-11-2-3	2-1	12,27s	27	0-4	4-5	32-27	33/35	7,207
37	01/19/2019	Bakersfield Condors	L	20-12-2-3	2-6	2,27	18	0-4	4-5	19-40	34/33	12,920+
38	01/21/2019	@ Ontario Reign	W	21-12-2-3	4-1	2,27,7p,17	27	1-6	2-2	46-21	30/40	8,614
39	01/25/2019	@ San Antonio Rampage	L	21-13-2-3	0-4		71	0-6	2-3	23-28	1/30	7,178
40	01/26/2019	@ Texas Stars	W	22-13-2-3	4-1	12,15,32,15	15	0-2	2-2	32-25	33/30	6,863
41	02/01/2019	Ontario Reign	W	23-13-2-3	6-1	7,25p,23,32,38,23	25	1-5	4-5	37-17	33/40	11,931
42	02/02/2019	Iowa Wild	W	24-13-2-3	4-1	3p,16,7,23	16	1-5	4-4	34-25	33/35	10,082
43	02/06/2019	Ontario Reign	L	24-14-2-3	3-6	39,25,14	14	0-4	3-3	40-25	33/40	6,847
44	02/08/2019	@ Ontario Reign	W	25-14-2-3	6-4	12,7,16,32,12,7	12	0-5	0-1	39-32	30/40	8,927
45	02/09/2019	@ Bakersfield Condors	L	25-15-2-3	1-7	12	37	0-3	3-4	27-38	40/30	6,112
46	02/12/2019	@ Colorado Eagles	W	26-15-2-3	2-1	7,12p	12	1-4	4-4	37-30	30/39	4,872
47	02/13/2019	@ Colorado Eagles	O*	26-15-3-3	4-5	12p,7,39,14	41*	1-3	0-1	34-36	39/37	4,659
48	02/16/2019	@ San Jose	W	27-15-3-3	8-3	25p,7,29,15,25p,23,12,10p	15	3-6	6-7	31-43	30/34	2,859
49	02/18/2019	@ San Jose	L	27-16-3-3	2-5	23,25p	70	1-4	3-5	27-38	32/30	6,027
50	02/20/2019	Tucson Roadrunners	W	28-16-3-3	5-2	27,25p,23s,14,39	23	1-3	2-2	37-36	30/33	6,222
51	02/23/2019	San Antonio Rampage	W	29-16-3-3	5-4	9,5,25,27,28	28	0-1	1-3	24-22	30/1	12,920+
52	03/01/2019	@ Stockton Heat	L	29-17-3-3	2-5	7,14	10	0-4	4-4	36-43	32/33	3,141
53	03/02/2019	@ Stockton Heat	W	30-17-3-3	3-0	23,27,23	23	0-2	4-4	36-20	30/32	6,436
54	03/06/2019	Stockton Heat	L	30-18-3-3	5-7	27p,14p,3p,27,12p	41	4-8	5-5	34-30	32/30	6,218
55	03/08/2019	Colorado Eagles	L	30-19-3-3	0-1		47	0-4	1-1	24-28	39/30	12,261
56	03/09/2019	Colorado Eagle	L	30-20-3-3	0-2		67	0-2	4-4	28-30	30/33	10,549
57	03/13/2019	@ Bakersfield Condors	W*	31-20-3-3	5-4	28p,32p,39,3p,23	23*	3-5	6-6	33-30	33/40	3,584
58	03/17/2019	@ Manitoba Moose	W	32-20-3-3	4-1	2,21,39,2s	21	0-3	3-3	37-39	33/1	6,211
59	03/19/2019	@ Manitoba Moose	O*	32-20-4-3	3-4	14p,15,39s	13*	1-4	3-3	39-29	1/30	2,902
60	03/23/2019	Ontario Reign	W**	33-20-4-3	5-4	7,28,32p,7	28**	1-4	1-2	39-37	33/31	12,534
61	03/27/2019	San Jose Barracuda	L	33-21-4-3	2-3	15,27	70	0-3	2-3	25-26	34/33	6,934
62	03/29/2019	Bakersfield Condors	L	33-22-4-3	2-3	25p,12p	15	2-7	3-5	42-32	39/33	8,352
63	03/30/2019	Stockton Heat	L	33-23-4-3	1-2	27	5	0-2	4-4	35-32	32/33	8,522
64	04/03/2019	@ San Jose Barracuda	W	34-23-4-3	4-3	14,11,28,15	15	0-4	2-4	37-38	33/34	2,963
65	04/05/2019	Ontario Reign	W	35-23-4-3	6-1	12,26,25,28,7s,25	26	0-1	2-2	30-35	33/31	10,708
66	04/10/2019	San Jose Barracuda	L	35-24-4-3	4-3	28,15p,12s	84	1-3	6-6	32-33	32/33	8,036
67	04/12/2019	@ Tucson Roadrunners	O*	35-24-5-3	3-4	15,23p,25	8*	1-3	1-3	36-32	33/33	5,650
68	04/13/2019	@ Tucson Roadrunners	W	36-24-5-3	4-3	15,25,23p,27	27	1-1	5-6	20-38	30/33	6,521

* = Overtime, ** = Shootout, + = Sellout



BACK ROW: (L-R) Giovanni Fiore, Julius Nattinen, Stu Bickel, Scott Sabourin, Jacob Larsson, Mitch Hults, Kiefer Sherwood **MIDDLE ROW:** Dr. Andrew Saleh, Ryan Tall, Kate Allgood, Alf Tejada, Joey Guilmet, Mike Liambas, Kevin Roy, Brian Cooper, Nic Kerdiles, Keaton Thompson, Corey Tropp, Chris Forney, Kalle Kossila, Deven Sideroff, Alex Dostie, Austin Ortega, Chad Walker, Brett Biedermann, Colin Reddin, Justin Roethlingshoefer **FRONT ROW:** Reto Berra, J.F. Labbe, Brett Ferguson, Marty Wilford, Dallas Eakins, Sam Carrick, Jeff Schultz, Jaycob Megna, Steven Oleksy, Bob Ferguson, Matt Savant, Jillian Reddin, Jeff Goduti, Kevin Boyle, Leland Irving

THE 2017-18 SEASON:

San Diego finished 2017-18 with a 36-28-3-1 record and 76 points, tied for fourth in the Pacific Division. The Gulls lost a tiebreaker scenario with San Jose due to head-to-head points in the eight-game season series and missed the playoffs for the first time in club history.

GULLS TOP ATTENDANCE CHARTS:

The Gulls led the AHL in attendance (9,305 avg.) in 2017-18, setting new club marks for a third consecutive season in average and overall attendance (316,368), in addition to a record six sellouts. San Diego became the first team in 12 seasons to usurp the Hershey Bears atop the league's attendance charts.

POWER SURGE:

The Gulls 21.9 percent mark on the man advantage ranked first in the AHL, with the 62 power-play goals in games leading the league in power-play goals per game. San Diego's 23.7% mark at home led the Western Conference (second in AHL). The 62 power-play goals also marked a single-season club record, while Corey Tropp tied his 2016-17 club record for single-season power-play goals with 11 on the man advantage.

CALL IT A COMEBACK:

The Gulls recorded 15 come-from-behind wins during 2017-18 to set a new single-season record, including 10 from one-goal deficits, four from two-goals and one from a three-goal deficit. On Jan. 17, San Diego trailed 3-0 at 9:35 of the second period but scored five consecutive goals to match the largest deficit overcome in a win in club history. The two previous deficits of three goals overcome were on Jan. 3, 2016 at San Antonio (trailed 3-0 at 4:17 of the third period to win 4-3) and Apr. 6, 2016 vs. Bakersfield (trailed 3-0 at 2:58 of second period and 5-2 of the second period at 15:52 to win 6-5 in overtime).

STREAKS:

San Diego won a club record-tying eight straight games from Jan. 26-Feb. 17, tied for the all-time club record for consecutive wins (also Nov. 11-Dec. 2, 2016). San Diego won five straight games from Dec. 9-23 and won four consecutive from Jan. 3-10. The Gulls won five straight road games from

Jan. 3-Feb. 18, tied for the longest road win streak in Gulls history (also Jan. 25-Feb. 7, 2017). The Gulls won a season-high six straight home games from Feb. 3-Mar. 2, the second longest home win streak in club history (three other times; last: Jan. 7-Feb. 14, 2017).

RECORD BREAKERS:

On Feb. 3, 2018, **Corey Tropp** passed Brandon Montour for the franchise's all-time scoring record when he tallied his 90th point for San Diego. Tropp scored his 38th career goal (shorthanded goal) for San Diego on Feb. 25 to set the all-time club record for goals to pass Antoine Laganiere (37). Tropp earned his 38th goal in 107 games, setting the franchise goal record in 14 fewer contests than Laganiere's 121. Kalle Kossila scored his 100th career point Apr. 6, 2018 to become the second Gull to reach the 100-point milestone following Tropp's 100 points, while the Finnish center also recorded his 65th assist with the club Mar. 24 to pass Montour's 64 career assists with San Diego.

ROOKIE SCORER:

Giovanni Fiore set a new club rookie record for goals in a season to surpass the previous record of 16 set by Kevin Roy (2016-17) and Nick Ritchie (2015-16). Fiore scored his 17th goal of the season on Mar. 13 to pass the two previous leaders, marking his record tally in his 56th game Mar. 25. Fiore began his San Diego tenure with a career high five-game point streak to start his AHL career from Oct. 13-Oct. 25 (2-3-5) to become the first Gulls rookie to record points in his first five career games.

NATURAL HAT TRICK HEROES:

Corey Tropp scored the second hat trick and first natural hat trick (three consecutive goals in a game) in club history to lead the Gulls to a 4-3 win at the Texas Stars Jan. 3, 2018 at H-E-B Center. Tropp scored all three goals on the power play in a span of 3:32 in the second period (7:39, 8:15 and 11:11). On Jan. 17, 2018, **Giovanni Fiore** scored his first career hat trick with three consecutive goals in the third period in a span of 7:33 (goals at 5:01, 7:07 and 12:28) to lead San Diego to a 5-3 comeback win over the Tucson Roadrunners at Tucson Arena. Fiore's hat trick was the third in Gulls history the second natural hat trick in a seven-game, 14-day span.

#	Date	Team	W-L-OT	Record	GF-GA	Scorers	W Goal	PP	PK	SF-SA	W-L Gtldr.	Attend.
1	10/07/2017	@ Tucson Roadrunners	W	1-0-0-0	7-6	9p,25,7,3p,9p,17,19	19	3-7	6-8	27-36	33/33	5,711
2	10/13/2017	Texas Stars	L	1-1-0-0	1-3	16p	16	1-5	1-2	28-24	29/33	12,920+
3	10/14/2017	Texas Stars	W	2-1-0-0	5-1	10,7,32s,9,13p	7	1-5	3-3	29-20	33/29	7,109
4	10/20/2017	@ Stockton Heat	L	2-2-0-0	2-4	14p,14p	17	2-8	4-7	30-34	32/33	2,152
5	10/21/2017	@ Stockton Heat	L	2-3-0-0	3-6	11,11p,34	5	1-7	6-6	29-40	32/31	2,578
6	10/25/2017	Stockton Heat	W**	3-3-0-0	4-3	13,19p,19	13**	1-7	1-1	25-28	33/32	6,072
7	10/27/2017	@ Texas Stars	O*	3-3-1-0	4-5	23,10,19p,42	2*	1-5	5-5	20-33	29/33	4,782
8	10/28/2017	@ San Antonio Rampage	W	4-3-1-0	5-3	23,9,25p,18,3p	18	2-7	7-8	20-30	31/30	5,220
9	11/03/2017	Ontario Reign	L	4-4-1-0	0-1		16	0-3	3-4	27-42	40/31	10,591
10	11/04/2017	@ Ontario Reign	W**	5-4-1-0	4-3	22,3p,18p	11**	2-6	7-8	27-41	1/1	8,238
11	11/08/2017	Texas Stars	L	5-5-1-0	2-6	3p,13p	16	2-5	3-6	15-35	35/33	7,138
12	11/10/2017	Stockton Heat	L	5-6-1-0	3-6	25,7,23p	18	1-4	4-6	26-39	39/31	12,920+
13	11/11/2017	Ontario Reign	L	5-7-1-0	1-4	4p	10	1-5	4-4	12-38	40/33	11,125
14	11/17/2017	Tucson Roadrunners	W	6-7-1-0	8-3	19,32,21,38,11p,3p,21p,11p	38	4-9	4-6	36-34	33/33	9,049
15	11/18/2017	Tucson Roadrunners	W**	7-7-1-0	3-2	3,11	14**	0-3	2-4	37-38	33/30	10,002
16	11/22/2017	@ Tucson Roadrunners	L	7-8-1-0	0-5		38	0-4	3-5	29-37	33/33	3,617
17	11/24/2017	Bakersfield Condors	L	7-9-1-0	1-4	11p	19	1-5	4-6	42-24	34/1	8,275
18	11/26/2017	@ San Jose Barracuda	L	7-10-1-0	3-5	23,16,13	46	0-2	1-2	22-39	34/1	6,998
19	12/01/2017	@ Ontario Reign	W	8-10-1-0	3-2	15,13p,13	13	1-4	2-3	31-37	1/40	7,874
20	12/05/2017	@ Milwaukee Admirals	W	9-10-1-0	5-2	23,25p,14,21,4	14	1-4	1-3	37-34	1/39	2,500
21	12/06/2017	@ Chicago Wolves	L	9-11-1-0	1-3	15	14	0-1	4-4	16-31	31/33	3,414
22	12/09/2017	@ Iowa Wild	W*	10-11-1-0	4-3	21,21,14,27	27*	0-3	1-2	34-21	1/35	6,922
23	12/13/2017	Stockton Heat	W	11-11-1-0	5-3	27,4p,12p,19p,25	19	3-7	4-5	33-26	33/32	6,427
24	12/16/2017	Stockton Heat	W	12-11-1-0	4-1	19p,21p,14p,25	21	3-4	2-2	44-29	33/31	8,863
25	12/22/2017	Ontario Reign	W*	13-11-1-0	4-3	17,7,18,21	21*	0-8	7-8	35-33	33/1	9,274
26	12/23/2017	@ Ontario Reign	W	14-11-1-0	4-3	17,12p,15,14	14	1-3	3-3	34-33	1/40	7,115
27	12/27/2017	Tucson Roadrunners	L	14-12-1-0	1-4	12p	27	1-6	4-5	26-34	33/1	8,317
28	12/30/2017	@ Texas Stars	W	15-12-1-0	6-3	14p,21,17,21p,18,3p	21	2-3	6-7	34-36	33/35	6,421
29	12/31/2017	@ San Antonio Rampage	L	15-13-1-0	1-2	12	5	0-4	3-3	28-31	1/35	4,937
30	01/03/2018	@ Texas Stars	W	16-13-1-0	4-3	17,12p,12p,12p	12	3-4	4-4	31-25	1/29	3,334
31	01/05/2018	San Jose Barracuda	W	17-13-1-0	5-0	40,14p,11p,21p,25p	40	4-5	6-6	26-46	1/33	12,171
32	01/06/2018	San Jose Barracuda	W	18-13-1-0	3-2	21p,11p,25	25	2-3	2-2	33-48	33/1	9,015
33	01/10/2018	@ Chicago Wolves	W	19-13-1-0	2-1	25,9	9	0-3	4-5	29-31	1/33	6,948
34	01/13/2018	Tucson Roadrunners	L	19-14-1-0	2-4	11,12	91	0-7	2-4	34-30	33/1	9,190
35	01/15/2018	@ Tucson Roadrunners	L	19-15-1-0	3-5	13,9p,17	67	1-6	3-4	23-30	35/33	3,085
36	01/17/2018	@ Tucson Roadrunners	W	20-15-1-0	5-3	21,13,13,13,11	13	0-1	4-4	26-37	1/33	6,521
37	01/19/2018	San Jose Barracuda	L	20-16-1-0	2-3	9,9p	53	1-5	3-3	29-46	34/1	12,920+
38	01/20/2018	San Jose Barracuda	L	20-17-1-0	1-2	39	63	0-3	4-5	29-33	34/33	8,554
39	01/26/2018	@ Bakersfield Condors	W**	21-17-1-0	3-2	12,17	17**	0-4	3-3	31-31	1/31	4,583
40	01/27/2018	@ Bakersfield Condors	W	22-17-0-0	4-2	27,13,21,17	21	0-1	2-2	34-36	33/31	7,227
41	02/03/2018	Tucson Roadrunners	W	23-17-1-0	4-1	14,10p,14s,25s	12	1-4	4-4	36-26	33/35	10,003
42	02/06/2018	Iowa Wild	W	24-17-1-0	5-1	14,11,24,13,7	11	0-1	1-1	29-33	33/35	6,267
43	02/10/2018	@ San Jose Barracuda	W*	25-17-1-0	3-2	9,21,39	39*	0-4	4-4	24-39	33/1	3,162
44	02/11/2018	@ San Jose Barracuda	W	26-17-1-0	4-1	17,14,39,21	14	0-4	6-6	28-34	1/34	3,863
45	02/14/2018	Bakersfield Condors	W	27-17-1-0	6-0	21,25s,19p,15,25,17p	21	2-4	4-4	27-37	33/31	6,210
46	02/17/2018	Ontario Reign	W	28-17-1-0	5-2	25,13,4,3,21p	4	1-5	1-3	32-55	33/1	12,920+
47	02/18/2018	@ Ontario Reign	L	28-18-1-0	2-5	19,7	26	0-2	4-4	24-39	40/1	9,126
48	02/25/2018	@ Stockton Heat	L	28-19-1-0	2-4	10,12s	18	0-5	3-3	26-33	39/33	3,370
49	02/27/2018	San Antonio Rampage	W	29-19-1-0	3-0	12p,14,9	12	1-5	4-4	18-26	1/35	6,908
50	03/2/2018	Ontario Reign	W*	30-19-1-0	5-4	25,32,3p,3,34	34*	1-3	4-4	24-45	1/31	12,920+
51	03/04/2018	@ Stockton Heat	O**	30-19-1-1	4-5	9,3p,13,13	16**	1-4	4-5	28-45	39/33	3,523
52	03/06/2018	Cleveland Monsters	O*	30-19-2-1	1-2	16	24*	0-4	4-4	24-34	35/1	6,259
53	03/09/2018	@ Ontario Reign	L	30-20-2-1	0-3		21	0-3	4-5	24-37	40/1	8,486
54	03/10/2018	@ Bakersfield Condors	O*	30-20-3-1	2-3	17,12	17*	0-3	2-2	40-37	31/1	5,204
55	03/13/2018	San Antonio Rampage	W	31-20-3-1	2-1	13p,17	17	1-3	5-6	25-34	1/35	6,362
56	03/16/2018	Milwaukee Admirals	L	32-20-3-1	2-0	32,14	32	0-4	3-3	23-37	1/39	10,257
57	03/17/2018	Bakersfield Condors	L	32-21-3-1	2-5	24,14	36	0-4	2-2	35-37	31/33	11,180
58	03/24/2018	@ Cleveland Monsters	W*	33-21-3-1	4-3	16,12p,34,39	39	1-3	1-1	41-33	1/35	15,290
59	03/25/2018	@ Cleveland Monsters	W	34-21-3-1	2-1	13,17	17	0-3	2-2	28-28	33/37	11,735
60	03/28/2018	Bakersfield Condors	L	34-22-3-1	2-3	19,39p	19	1-4	3-3	31-40	34/1	7,015
61	03/30/2018	Cleveland Monsters	W	35-22-3-1	3-1	19,14,4	14	0-0	1-2	23-45	33/37	10,961
62	03/31/2018	@ Bakersfield Condors	L	35-23-3-1	1-2	9p	13	1-3	4-4	23-36	31/1	5,057
63	04/04/2018	@ San Jose Barracuda	L	35-24-3-1	0-4		55	0-2	4-5	27-33	34/33	3,395
64	04/06/2018	@ Ontario Reign	L	35-25-3-1	2-3	12p,14p	9	2-6	6-8	27-30	1/33	8,720
65	04/07/2018	Ontario Reign	W	36-25-3-1	3-2	12p,14p,9	9	2-6	5-5	47-30	33/31	12,920+
66	04/11/2018	Tucson Roadrunners	L	36-26-3-1	0-4		8	0-4	4-4	36-39	33/1	9,306
67	04/13/2018	@ Tucson Roadrunners	L	36-27-3-1	2-3	17p,9	20	1-1	1-2	26-28	33/33	4,311
68	04/14/2018	@ Tucson Roadrunners	L	36-28-3-1	3-6	17,14,14	39	0-4	2-3	26-25	35/1	6,092

* = Overtime, ** = Shootout, + = Sellout



Back Row (L-R): Shea Theodore, Nick Tarnasky, Antoine Laganiere, Jordan Samuels-Thomas, Stu Bickel, Scott Sabourin, Max Gortz, Nick Sorensen, Zac Larraza, Mitch Huits **Middle Row:** Alf Tejada, Ryan Tall, Matt Brayfield, Tyler Morley, Kalle Kossila, Andy Welinski, Emerson Etem, Sam Carrick, Corey Tropp, Spencer Abbott, Kyle MacKinnon, Nic Kerdiles, Keaton Thompson, Austin Ortega, Brian Cooper, Kevin Roy, Colin Reddin, Chris Martin, Ian Burns **Front Row:** Kevin Boyle, J.F. Labbe, Brett Ferguson, Marty Wilford, Dallas Eakins, Jaycob Megna, Nate Guenin, Jeff Schultz, Bob Ferguson, Matt Savant, Jillian Reddin, Jeff Goduti, Dustin Tokarski, Matt Hackett

POSTSEASON NOTES IN PLAYOFF SECTION

THE 2016-17 SEASON:

The Gulls finished the 2016-17 season with a 43-20-3-2 record and 91 points, good for second in the Western Conference and Pacific Division, and third in the AHL. The Gulls closed out 2016-17 on a three-game win streak, posted a 9-5-0-0 record in their final 14 games and a 15-6-1-0 mark in the last 22 games overall. The Gulls climbed six spots in the Pacific Division to finish second after falling to last in the division on Nov. 10, 500 percentage points behind then-leader Tucson (830) Tucson win % to .330 win % (San Diego). After the holiday break, San Diego sat 11 points behind then-division leader Stockton, surpassing four teams (Stockton, Tucson, Ontario and Texas) and earning the joint-most points in the league since Dec. 26 (68 points, also Chicago) despite playing three fewer games than the Wolves.

ON HOME ICE:

San Diego's 23-9-1-1 record and 48 points at Valley View Casino Center ranked fourth in the Western Conference and sixth in the AHL. The Gulls outscored opponents by a 122-88 margin on home ice and boasted the fifth-best home power-play in the AHL with a 23.7% success rate. Additionally, San Diego won nine of its final 11 games at Valley View Casino Center to close out the regular season and posted a 15-3-0 record on home ice dating back to Jan. 7.

ROAD WARRIORS:

San Diego won 20 road games to lead the Pacific Division in wins away from home, while the club ranked tied for third in the Western Conference with a .632 road win percentage (20-11-2-1) and allowed the second-fewest road goals against (90). The Gulls set a club record 10-game road standings point streak (9-0-0-1) from Dec. 29 to Feb. 7 (19 of a possible 20 points), surpassing the previous mark of seven consecutive road wins set from Feb. 12 to Mar. 19, 2016. The Gulls won 12 consecutive road games outside of California to conclude their 2016-17 out-of-state schedule with wins over Tucson (5), Texas (2), San Antonio (2), Rockford (1) and Iowa (1). The only two losses (one regulation, one overtime) outside of California came in Canada at Manitoba on Oct. 28-29.

NIFTY 50:

Throughout the 2016-17 regular season, 50 different players appeared in a game for San Diego, tied for the most players to appear in a game for a single team this season (also San Antonio). Of the 50 players, 14 were rookies that contributed 70-134-204 points in a combined 403 games (70 goals were 32% of team's 221 goals).

SEASON STREAKS:

San Diego set a club record 12-game point streak from Jan. 7 to Feb. 7 (11-0-1-0), the Gulls' longest standings point streak in franchise history, surpassing an 11-game point streak from

Feb. 19 to Mar. 16, 2016 (9-0-1-1). The Gulls won a franchise-best eight consecutive games from Nov. 11 to Dec. 2 (8-0-0-0), the longest winning streak in club history and tied for the second longest win streak in the AHL in 2016-17. San Diego also won a club record seven consecutive home games from Feb. 24 to Mar. 22, surpassing the previous record of six set on three previous occasions. San Diego's 10-game road point streak from Dec. 29 to Feb. 7 was also tied for the second-longest in the AHL.

NET GAINS:

Jhonas Enroth (16-5-0) led all AHL goaltenders with a 1.91 GAA and .931 SV% (minimum 21 games). He posted a 14-4-0 record with two shutouts, a 1.73 GAA and .936 SV% in 18 games with San Diego after being acquired by the Anaheim Ducks from Toronto on Jan. 10. Enroth finished the season with a 9-2-0 road record with a 1.63 GAA and .939 SV% in 11 starts away from home.

RECORD SETTER:

Corey Tropp led the Gulls in scoring (21-33=54), goals (21) and PPG (11), and ranked second in assists (33). Tropp set the club record for goals in a single season on Mar. 18 at San Antonio with his 21st of the season, surpassing Chris Mueller's 20 goals in 2015-16, and also became the third player in club history to record 50 points in a season. Tropp finished the campaign with eight goals in his last 18 games (8-6=14) and 13-15=28 points over his last 31 games.

ANAHEIM CONNECTION:

Nineteen (19) players that appeared in a game with San Diego in 2016-17 also appeared in a game with the Anaheim Ducks in the NHL. Players that appeared with the Gulls this season scored 28-42-70 points in 368 NHL games. In addition, eight Gulls players made their NHL debut with Anaheim this season (Joseph Camarossa, Ondrej Kase, Nic Kerdiles, Kalle Kossila, Jacob Larsson, Jaycob Megna, Brandon Montour, Nick Sorensen) and four scored their first NHL goal with the Ducks (Camarossa, Kase, Stefan Noesen, Montour).

SAN DIEGO IS A HOCKEY TOWN:

San Diego saw more than 301,000 fans enter the turnstiles throughout the club's 34 home games, including a single-season record three sellouts (12,920) and 11 games of 10,000 or more fans. The Gulls led the Pacific Division and ranked third in the AHL with an average attendance of 8,876 behind only Hershey and Cleveland.

#	Date	Team	W-L-OT	Record	GF-GA	Scorers	W Goal	PP	PK	SF-SA	W-L Gtldr.	Attend.
1	10/14/2016	Tucson Roadrunners	W	1-0-0-0	5-3	12,18,14p,28p,28	28	2-6	3-6	43-32	39/35	10,727
2	10/15/2016	Ontario Reign	L	1-1-0-0	0-2		17	0-6	4-6	36-27	31/1	7,017
3	10/22/2016	Texas Stars	W	2-1-0-0	5-4	9p,26,29,28,2	2	1-5	2-4	38-29	39/30	8,391
4	10/26/2016	Stockton Heat	L	2-2-0-0	5-7	13p,13p,5,12,26	18	2-5	1-2	37-28	31/32	5,634
5	10/28/2016	@ Manitoba Moose	O*	2-2-1-0	2-3	11,12p	24	1-3	3-4	29-30	1/33	4,718
6	10/29/2016	@ Manitoba Moose	L	2-3-1-0	4-5	15,16,29,3	13	0-4	3-3	41-27	31/39	4,148
7	11/04/2016	@ Stockton Heat	L	2-4-1-0	1-6	20	17	1-9	6-7	23-32	32/39	4,101
8	11/05/2016	@ Stockton Heat	L	2-5-1-0	3-7	9,9,37	26	0-4	4-8	28-30	30/31	5,052
9	11/11/2016	Manitoba Moose	W	3-5-1-0	3-2	42,9,26p	26	1-5	2-2	37-23	39/1	10,044
10	11/12/2016	Manitoba Moose	W	4-5-1-0	6-3	29,26,42s,12p,37,9p	12	2-6	6-7	34-42	31/31	11,024
11	11/18/2016	San Jose Barracuda	W**	5-5-1-0	3-2	2,13	11	0-2	1-1	37-24	39/1	8,077
12	11/19/2016	San Jose Barracuda	W	6-5-1-0	4-0	37,12,43,14p	37	1-1	4-4	25-37	31/1	7,931
13	11/26/2016	@ Bakersfield Condors	W*	7-5-1-0	3-2	16,9,12p	12	1-3	3-4	41-36	39/34	7,855
14	11/27/2016	@ Ontario Reign	W	8-5-1-0	4-3	34,9,28,14	14	0-3	4-5	23-27	39/36	8,380
15	11/30/2016	Tucson Roadrunners	W	9-5-1-0	5-1	15,9p,28,14p	9	2-4	4-4	29-20	39/33	5,555
16	12/02/2016	@ Stockton Heat	W**	10-5-1-0	3-2	43,11s	16	0-2	2-2	32-43	39/32	4,336
17	12/03/2016	@ Stockton Heat	L	10-6-1-0	0-4		18	0-4	3-3	37-39	39/39	4,842
18	12/06/2016	Bakersfield	W*	11-6-1-0	4-3	14,26p,11,21	21	1-3	3-4	24-32	39/31	5,556
19	12/10/2016	@ San Jose	L	11-7-1-0	0-3		72	0-5	1-1	15-34	1/39	4,152
20	12/11/2016	@ San Jose	L	11-8-1-0	0-3		60	0-3	1-2	26-43	1/33	4,322
21	12/13/2016	Ontario Reign	L	11-9-1-0	2-3	21s,16	16	0-1	4-4	20-32	39/1	6,112
22	12/16/2016	Stockton Heat	L	11-10-1-0	3-5	9,24s,34	32	0-7	5-7	47-25	32/39	8,091
23	12/17/2016	Stockton Heat	L	11-11-1-0	1-3	4	18	0-4	2-3	49-25	32/33	9,440
24	12/26/2016	Tucson Roadrunners	O**	11-11-1-1	4-5	24,18s,9,26	19	1-6	3-5	27-28	35/39	7,521
25	12/27/2016	Ontario Reign	O*	11-12-1-1	1-2	26p	6	1-6	4-5	39-28	31/33	8,717
26	12/29/2016	@ Texas Stars	W	12-11-2-1	4-0	3,11,42s,14	3	0-1	3-3	28-22	33/35	6,538
27	12/31/2016	@ Texas Stars	W	13-11-2-1	3-1	21,11p,4p	11	2-7	4-4	23-38	33/33	4,569
28	01/06/2017	San Antonio Rampage	L	13-12-2-1	4-5	5,42,28,27p	10	1-3	3-4	39-23	30/33	9,044
29	01/07/2017	San Antonio Rampage	W	14-12-2-1	3-2	29,11,12p	12	1-5	0-2	29-28	33/40	8,634
30	01/11/2017	Stockton Heat	W	15-12-2-1	5-3	34p,26,12p,18s,14	18	2-9	3-3	38-22	33/32	6,026
31	01/13/2017	@ Rockford Ice Hogs	W*	16-12-2-1	3-2	26,16,26	26	0-1	3-4	33-34	33/35	3,727
32	01/16/2017	@ Iowa Wild	W	17-12-2-1	3-1	28,28p,26	28	1-3	3-3	32-23	1/34	4,248
33	01/20/2017	San Jose Barracuda	W	18-12-2-1	5-1	42,15,16p,14,14	15	1-6	3-3	35-31	1/1	12,920+
34	01/22/2017	@ Ontario Reign	O**	18-12-2-2	2-3	37,12	22	0-4	3-3	32-29	33/1	8,523
35	01/25/2017	@ Tucson Roadrunners	W	19-12-2-2	8-1	12,15,28,19,12,23,42s,6	15	0-2	2-2	39-28	1/35	2,437
36	01/27/2017	@ Tucson Roadrunners	W	20-12-2-2	2-1	21,21p	21	1-3	3-4	39-26	1/33	5,102
37	01/28/2017	@ Tucson Roadrunners	W	21-12-2-2	3-0	21p,28p,12	21	2-5	5-5	30-22	1/33	6,521
38	02/03/2017	@ Ontario Reign	W*	22-12-2-2	4-3	42,17,9,26	26	0-2	2-3	30-29	1/31	9,491
39	02/04/2017	Ontario Reign	W	23-12-2-2	2-0	28p,28	28	1-6	5-5	29-25	1/1	12,275
40	02/07/2017	@ Bakersfield	W	24-12-2-2	4-2	28p,14p,28,18	28	1-5	5-6	36-20	1/34	3,383
41	02/08/2017	@ San Jose	L	24-13-2-2	1-2	21s	53	0-1	1-1	39-28	1/1	3,954
42	02/10/2017	@ Ontario	W	25-13-2-2	4-1	10,24,42,18	24	0-2	0-1	38-27	1/1	8,858
43	02/12/2017	Bakersfield Condors	W	26-13-2-2	4-0	16p,28p,42,21	16	2-7	4-4	45-22	39/34	9,827
44	02/14/2017	Iowa Wild	W	27-13-2-2	5-1	42,3p,24,15,23p	3	2-4	1-1	39-21	1/34	6,764
45	02/17/2017	@ Bakersfield Condors	W	28-13-2-2	3-2	27p,21p,17	17	2-3	2-2	24-26	39/1	5,308
46	02/18/2017	Tucson Roadrunners	L	28-14-2-2	2-5	17,17	20	0-5	2-3	38-26	33/1	12,920+
47	02/24/2017	Texas Stars	W	29-14-2-2	6-2	12p,21,9p,28p,16,21s	9	3-5	5-5	31-27	39/33	10,216
48	02/25/2017	Rockford Ice Hogs	W	30-14-2-2	3-2	26,24,23	23	0-5	5-6	31-32	33/30	10,077
49	02/28/2017	@ Tucson Roadrunners	W	31-14-2-2	5-3	28,12p,42,15,14	15	1-4	3-5	29-19	39/33	2,610
50	03/03/2017	Tucson Roadrunners	W	32-14-2-2	4-1	4,16,6,14	16	1-5	4-5	36-28	33/30	8,755
51	03/05/2017	@ San Jose Barracuda	O*	32-14-3-2	3-4	12p,27,25	65	1-4	1-1	29-29	1/33	3,916
52	03/08/2017	San Jose Barracuda	W*	33-14-3-2	7-6	16p,28p,25,12,28,17p,23	23	3-7	1-2	38-34	33/33	5,842
53	03/10/2017	Tucson Roadrunners	W	34-14-3-2	2-1	12p,25p	25	2-5	4-4	35-40	33/33	12,006
54	03/12/2017	@ San Jose Barracuda	L	34-15-3-2	0-3		65	0-5	2-3	26-25	1/33	4,394
55	03/15/2017	Stockton Heat	W	35-15-3-2	3-2	19,12,12p	12	1-3	4-4	33-36	39/39	5,567
56	03/17/2017	@ San Antonio Rampage	W*	36-15-3-2	2-1	28,9	9	0-3	3-3	30-27	39/30	7,033
57	03/18/2017	@ San Antonio Rampage	W**	37-15-3-2	4-3	19p,12p,11	11	2-5	3-4	37-32	33/30	9,846
58	03/22/2017	San Jose Barracuda	W	38-15-3-2	5-1	6,27p,27,15,14	27	1-4	2-3	27-37	39/1	6,555
59	03/24/2017	@ Bakersfield Condors	L	38-16-3-2	1-5	13	18	0-4	2-2	31-17	1/39	5,536
60	03/25/2017	Bakersfield Condors	L	38-17-3-2	1-3	17	17	0-2	3-5	45-29	1/33	12,449
61	03/31/2017	@ Tucson Roadrunners	W	39-17-3-2	8-2	19,7,9,3,42,14,3,3	9	0-0	3-3	32-26	1/30	4,741
62	04/01/2017	@ Tucson Roadrunners	W	40-17-3-2	4-1	17,13,11,11	13	0-5	3-3	41-31	1/33	6,022
63	04/05/2017	@ Stockton Heat	L	40-18-3-2	3-5	36,15,14p	17	1-2	4-5	19-33	39/1	2,717
64	04/07/2017	Ontario Reign	L	40-19-3-2	0-4		25	0-3	5-7	30-32	1/1	12,071
65	04/08/2017	@ Ontario Reign	L	40-20-3-2	1-3	36	8	0-5	3-3	28-27	1/39	9,491
66	04/12/2017	Bakersfield Condors	W	41-20-3-2	5-1	4,16,9,28,23	16	0-0	2-2	25-36	1/34	7,271
67	04/14/2017	@ Ontario Reign	W**	42-20-3-2	4-3	34,36,15	36	0-2	4-5	16-35	39/37	9,491
68	04/15/2017	Ontario Reign	W	43-20-3-2	5-3	9,13p,37,6,36p	6	2-5	4-6	33-22	1/1	12,920+

* = Overtime, ** = Shootout, + = Sellout



BACK ROW (L-R) – Stefan Noesen, Andy Welinski, Shea Theodore, Shane O'Brien, Antoine Laganiere, Stu Bickel, Jaycob Megna, Andrew O'Brien, Martin Gernat, Tim Jackman, Nick Ritchie, Brandon Montour, Nic Kerdiles MIDDLE ROW (from left to right) – Chris Martin, Colin Reddin, Ian Burns, Brian Cooper, Kyle MacKinnon, Harry Zolnierczyk, Michael Sgarbossa, Corey Tropp, Matt Bailey, Joseph Cramarossa, Kenny Ryan, Ondrej Kase, Kalle Kossila, Tyler Morley, Matt Brayfield, Ben Calkins FRONT ROW (from left to right) – Matt Hackett, Sudarshan Maharaj, Brett Ferguson, Marty Wilford, Dallas Eakins, Chris Mueller, Joe Piskula, Brian McGrattan, Bob Ferguson, Jillian Reddin, Jeff Goduti, Dustin Tokarski, Ryan Faragher

POSTSEASON NOTES IN PLAYOFF SECTION

2015-16: THE INAUGURAL SEASON:

San Diego Gulls completed the 2015-16 inaugural season with a record of 39-23-4-2, earning second place in the newly-created Pacific Division and fifth in the Western Conference. The Gulls won their first-ever AHL game with a 4-2 victory over the Grand Rapids on Oct. 10, 2015 Griffins in front of a sellout crowd (12,920) at Valley View Casino Center. San Diego went 6-2-2-0 in the last 10 games and 16-3-3-1 in the past 23 games, clinching their first-ever spot in the postseason on April 6, 2016.

THE TURNSTILE:

In the inaugural season, San Diego ranked second among league leaders in average attendance (8,675), bringing nearly 300,000 fans to watch Gulls hockey at Valley View Casino Center. In hockey's return to San Diego Opening Night as the team hosted Grand Rapids, Gulls fans packed the Valley View Casino Center with a sellout crowd of 12,920.

LEADING THE WAY:

Veteran center **Chris Mueller** (20-37=57) and rookie defenseman **Brandon Montour** (12-45=57) co-led the club in scoring during the club's inaugural season, while defenseman **Jaycob Megna** paced all skaters with a +23 rating. Montour also led the team in appearances, playing the full 68-game schedule.

ALL-LEAGUE:

Montour was named both to the AHL All-Rookie Team and as an AHL First Team All-Star defenseman, and was ranked tied for 12th in the AHL in total scoring and tied for third in the league in assists (45), while he co-led in power play assists (24) and ranked second in power play points (30). The rookie blueliner ranked third among league rookies in scoring while pacing the group in assists.

ROTATING ROSTER:

There were 14 different players who saw the ice for both the Ducks and the Gulls during the 2015-16 season and nine players who dressed for San Diego on Opening Night made appearances with the big club. Anaheim Ducks first round draft picks **Shea Theodore** (2013) and **Nick Ritchie** (2014) both made their NHL debuts after successful starts in San Diego. Theodore added 9-28=37 points in 50 games with San Diego in addition to his 3-5=8 points with a +7 rating in 19 games with Anaheim. Ritchie notched 16-14=30 points in just 38 AHL games and collected 2-2=4 points with 37 PIM in 33 games with the Ducks.

STAR NETMINDER:

San Diego's Opening Night goaltender, **John Gibson**, posted the Gulls' first-ever shutout with 23 saves in a 3-0 win Oct. 23 at San Jose. Gibson appeared in 13 contests with San Diego before his eventual recall to Anaheim where he went on to be named an NHL All-Star and claim the William M. Jennings Trophy along with Frederik Andersen as the NHL's goaltenders who play a minimum of 25 games for the club allowing the fewest goals. Gibson appeared in 40 games with Anaheim ranking second in the NHL with a 2.07 goals-against average, and paced all rookie netminders with four shutouts and co-led rookies in wins (21).

LEADING SITUATIONS:

When the San Diego Gulls scored the game's first goal, they were 28-1-2-1 on the season (.922 points percentage). San Diego had not lost in regulation all season when scoring first, until Ontario's 4-2 win over the Gulls during the season's final weekend. When leading after the first period, the Gulls went 18-2-0-1 on the season. That trend was even more pronounced after two periods where San Diego posted a 31-0-0-0 record when leading after 40 minutes. San Diego was the only team in the AHL to finish with a perfect record when leading after two periods.

#	Date	Team	W-L-OT	Record	GF-GA	Scorers	W Goal	PP	PK	SF-SA	W-L Gldr.	Attend.
1	10/10/2015	Grand Rapids	W	1-0-0-0	4-2	20p,26p,20,28	20	2-5	2-3	30-34	36/31	12,920+
2	10/16/2015	Bakersfield	W**	2-0-0-0	6-5	20,12,13,28,9	13**	0-2	0-2	41-39	36/31	8,788
3	10/21/2015	@ San Jose	W**	3-0-0-0	3-2	17p,9p	20**	2-5	2-2	32-27	36/1	3,027
4	10/23/2015	@ San Jose	W	4-0-0-0	3-0	21,15,20p	21	1-3	5-5	34-23	36/30	3,156
5	10/24/2015	@ Bakersfield	L	4-1-0-0	0-3		10	0-6	8-9	24-21	31/31	4,787
6	10/30/2015	Stockton	W**	5-1-0-0	3-2	20p,12p	18**	2-4	7-7	27-33	31/36	7,152
7	10/31/2015	Stockton	W	6-1-0-0	3-2	28,20p,12s	12	1-4	5-6	36-36	31/36	5,015
8	11/03/2015	San Antonio	W*	7-1-0-0	3-2	20p,27,20	20*	1-4	5-5	37-33	36/31	5,378
9	11/05/2015	@ Ontario	L	7-2-0-0	1-4	16	9	0-5	2-4	21-25	31/36	6,212
10	11/07/2015	@ San Jose	W	8-2-0-0	3-2	18,18,19	19	0-2	3-3	28-33	36/1	4,053
11	11/11/2015	Bakersfield	W	9-2-0-0	6-1	19,26,9p,26p,28p,22	26	3-3	8-8	23-31	36/30	6,642
12	11/13/2015	San Jose	L**	9-2-0-1	3-4	20,15p,17p	86**	2-7	4-5	30-30	1/36	10,010
13	11/14/2015	San Jose	L	9-3-0-1	3-4	16,17p,15	54	1-4	2-3	35-26	1/31	11,396
14	11/18/2015	@ Stockton	L	9-4-0-1	0-4		27	0-3	4-4	21-40	39/36	3,113
15	11/20/2015	@ Grand Rapids	L	9-5-0-1	4-7	12p,19,26p,16	26	2-5	5-9	35-40	31/36	8,240
16	11/21/2015	@ Milwaukee	L	9-6-0-1	1-3	15p	89	1-5	2-2	30-37	31/36	3,764
17	11/25/2015	Texas	L	9-7-0-1	3-5	18,19,26	3	0-1	2-3	20-35	1/31	6,406
18	11/27/2015	Ontario	W	10-7-0-1	3-2	17,14,27p	27	1-6	5-7	31-25	31/31	9,251
19	11/28/2015	@ Ontario	W	11-7-0-1	3-1	34s,17p,28	17	1-5	7-7	26-25	30/31	9,491
20	12/04/2015	@ Bakersfield	L	11-8-0-1	4-6	17p,27p,28,19	22	2-4	2-3	45-32	31/30	4,733
21	12/05/2015	@ Stockton	L	11-9-0-1	2-4	14,25	27	0-5	5-7	25-44	31/30	5,076
22	12/11/2015	@ Bakersfield	L	11-10-0-1	0-3		12	0-5	1-1	31-26	30/30	5,561
23	12/13/2015	@ San Jose	W	12-10-0-1	5-0	12,16,18p,11,21	12	1-1	2-2	26-32	31/30	4,178
24	12/18/2015	San Jose	W*	13-10-0-1	3-2	27p,11p,11	11*	2-7	4-4	31-32	35/1	9,421
25	12/19/2015	@ Ontario	W**	14-10-0-1	3-2	20p,20	18**	1-6	6-6	24-29	35/31	8,535
26	12/26/2015	Ontario	W	15-10-0-1	4-1	17p,15,18,19	15	1-5	6-6	21-30	35/31	11,078
27	12/27/2015	@ Bakersfield	L	15-11-0-1	1-4	18	12	0-5	7-8	28-27	31/31	4,233
28	12/31/2015	@ Texas	L	15-12-0-1	1-6	25p	38	1-4	6-7	27-44	40/35	4,387
29	01/01/2016	@ San Antonio	W	16-12-0-1	3-1	19,20,15p	20	1-5	2-3	35-25	35/30	6,286
30	01/03/2016	@ San Antonio	W	17-12-0-1	4-3	19,28,26p,16	16	1-2	1-1	32-23	31/30	3,955
31	01/08/2016	Charlotte	L	17-13-0-1	1-3	20p	36	1-5	3-5	30-29	31/35	8,522
32	01/09/2016	Charlotte	L	17-14-0-1	2-4	18p,20	15	1-5	3-5	39-26	31/35	10,036
33	01/13/2016	San Jose	O*	17-14-1-1	1-2	28	3*	0-2	2-2	25-23	1/35	6,023
34	01/15/2016	@ Ontario	L	17-15-1-1	0-5		10	0-4	5-6	27-34	31/35	9,491
35	01/16/2016	Texas	L	17-16-1-1	3-5	29s,20p,15	19	1-4	5-6	20-19	33/39	10,491
36	01/19/2016	@ San Antonio	W	18-16-1-1	2-1	32,29	29	0-5	6-6	22-41	39/35	2,982
37	01/22/2016	@ Texas	W	19-16-1-1	3-2	18,9p,11	11	1-2	2-3	26-21	31/30	4,220
38	01/23/2016	@ Texas	L	19-17-1-1	2-5	6p,29s	29	1-6	3-4	31-25	33/35	5,460
39	01/29/2016	Ontario	L	19-18-1-1	0-2		27	0-3	3-4	21-30	31/31	11,583
40	02/05/2016	Stockton	W	20-18-1-1	4-2	23,32,5,19	5	0-2	2-3	21-18	35/31	7,236
41	02/06/2016	Milwaukee	W	21-18-1-1	4-1	14,15,10,14s	15	0-2	2-3	31-24	35/74	8,560
42	02/10/2016	Bakersfield	L	21-19-1-1	2-4	28,15	37	0-4	5-5	30-44	1/35	5,543
43	02/12/2016	@ Charlotte	W*	22-19-1-1	3-2	26,23,18	18*	0-3	2-3	24-28	31/31	6,629
44	02/13/2016	@ Charlotte	W	23-19-1-1	5-4	32,27,11p,26p,28s	28	2-4	3-4	28-27	35/31	8,320
45	02/17/2016	Texas	L	23-20-1-1	3-6	15,13,25	21	0-5	2-3	45-35	33/31	5,947
46	02/19/2016	@ Bakersfield	W	24-20-1-1	3-2	25,22s,19	19	0-2	3-3	25-27	35/31	5,041
47	02/20/2016	Ontario	W	25-20-1-1	4-2	26,19,32,18	32	0-4	4-4	30-32	35/31	10,897
48	02/24/2016	@ Stockton	O**	25-20-1-2	3-4	10,16,11s	15**	0-2	5-5	50-34	39/35	2,607
49	02/26/2016	San Antonio	W	26-20-1-2	5-1	13,15p,27,10,17p	15	2-3	3-3	38-37	35/20	9,585
50	02/27/2016	San Jose	W	27-20-1-2	5-2	16,17,17,21p,21	17	1-2	3-4	43-26	35/1	9,678
51	03/04/2016	Stockton	W	28-20-1-2	3-1	15,27p,11p	27	2-4	4-5	34-22	35/39	6,370
52	03/05/2016	Stockton	O*	28-20-2-2	4-5	15,18,18,15	21*	0-3	1-1	45-30	30/35	7,399
53	03/08/2016	@ Bakersfield	W*	29-20-2-2	4-3	15,17,15p,11	11*	1-4	3-3	29-29	35/30	8,000
54	03/11/2016	Bakersfield	W*	30-20-2-2	6-5	13,27,21,15p,9,21	21*	1-3	4-4	36-35	35/30	11,168
55	03/12/2016	@ Ontario	W*	31-20-2-2	2-1	17,18	18*	0-2	4-4	20-36	35/31	9,491
56	03/16/2016	San Antonio	W	32-20-2-2	6-2	21,13,26,17s,15p,16	26	1-4	2-3	33-37	35/35	5,934
57	03/18/2016	Bakersfield	L	32-21-2-2	5-7	25,18p,25,9,17	37	1-4	2-2	34-32	35/31	9,250
58	03/19/2016	@ Ontario	W	33-21-2-2	4-1	12,13,28,11	13	0-3	3-3	28-23	35/31	9,169
59	03/26/2016	@ San Jose	L	33-22-2-2	0-3		82	0-6	3-5	26-27	33/35	6,731
60	03/27/2016	@ San Jose	W	34-22-2-2	3-1	22,28,28	28	0-0	5-6	18-35	35/30	9,939
61	03/30/2016	@ Stockton	W	35-22-2-2	4-2	22s,11p,29,20	29	1-4	3-3	38-40	35/31	2,902
62	04/02/2016	San Jose	W	36-22-2-2	5-3	28,12,13p,26,17	26	1-3	2-2	24-25	31/1	9,651
63	04/03/2016	Stockton	O*	36-22-3-2	1-2	14p	15*	1-5	3-3	30-33	31/31	8,566
64	04/06/2016	Bakersfield	W*	37-22-3-2	6-5	26p,28,15,28p,27,12	12*	2-4	1-3	50-42	30/1	6,097
65	04/09/2016	@ Stockton	W	38-22-3-2	6-2	38,21,9s,29,22,29p	19	1-3	7-8	27-32	31/31	5,907
66	04/10/2016	@ Stockton	O*	38-22-4-2	4-5	14p,28,15p,13	11*	2-5	5-6	26-35	31/31	5,092
67	04/15/2016	Ontario	L	38-23-4-2	2-4	22,18	26	0-6	4-5	34-42	31/35	11,264
68	04/16/2016	Ontario	W	39-23-4-2	3-2	12,12p,16	16	1-5	4-4	43-19	31/29	11,705

* = Overtime, ** = Shootout, + = Sellout



YEAR-BY-YEAR FINAL STATISTICS

2018-19 FINAL STATISTICS

POS	NO.	PLAYER	GP	G	A	PTS	+/-	PIM	PP	SH	GW	S	S%
C	25	Sam Carrick	46	23	20	43	+27	40	5	4	3	144	16.0
D	3	Chris Wideman	53	9	22	31	+1	73	5	0	0	114	7.9
C	28	Justin Kloos	53	11	19	30	+10	34	1	3	2	89	12.4
R	11	Daniel Sprong	39	11	16	27	-11	24	3	0	2	122	9.0
C	7	Chase De Leo	51	10	15	25	+4	16	0	3	0	134	7.5
L	29	*Max Comtois	31	9	15	24	+7	53	1	0	5	63	14.3
L	19	Blake Pietila	49	12	12	24	0	20	3	0	1	103	11.7
C	17	Alex Broadhurst	51	9	15	24	0	8	1	3	0	63	14.3
R	44	Kiefer Sherwood	37	16	7	23	+6	8	1	3	0	94	17.0
C	20	Isac Lundestrom	43	6	15	21	-6	4	1	0	3	62	9.7
D	6	Josh Mahura	44	4	17	21	0	40	0	0	1	103	3.9
D	4	Simon Benoit	56	4	15	19	+15	39	0	0	1	75	5.3
R	19	Troy Terry	14	7	9	16	+14	6	1	0	3	29	24.1
C	14	*Antoine Morand	54	5	11	16	+4	31	1	1	0	61	8.2
C	23	Chris Mueller	29	8	7	15	-8	10	5	0	2	35	22.9
L	32	Jack Kopacka	37	7	8	15	-4	2	2	0	0	61	11.5
C	10	Alex Dostie	40	11	4	15	-1	4	1	0	0	57	19.3
D	4	Brendan Guhle	27	4	10	14	+9	18	0	0	1	58	6.9
D	2	Jani Hakanpaa	47	1	12	13	+12	24	0	0	1	61	1.6
R	12	Corey Tropp	23	1	8	9-6	51	1	0	0	25		4.0
R	22	Andrew Poturalski	17	2	5	7-0	8	1	0	0	22		9.1
D	36	*Hunter Drew	29	2	5	7+6	33	1	0	0	41		4.9
D	24	Ryan Johnston	15	1	5	6+1	0	0	0	0	7		14.3
L	21	*Brent Gates Jr.	20	4	1	5-0	4	0	0	2	23		17.4
R	18	Deven Sideroff	16	2	2	4+1	2	0	0	0	16		12.5
D	15	*Scott Moldenhauer	37	0	4	4-4	21	0	0	0	36		0.0
D	34	Jacob Larsson	5	1	1	2+3	4	0	0	1	12		8.3
L	29	Brett Pollock	5	0	2	2-0	2	0	0	0	6		0.0
L	16	Max Jones	8	2	0	2-4	21	1	0	0	24		8.3
D	13	Patrick Sieloff	19	1	0	1-5	16	0	0	0	15		6.7
D	40	*Steven Ruggiero	1	0	0	0-0	0	0	0	0	0		0.0
L	38	Andreas Martinsen	1	0	0	0-0	0	0	0	0	0		0.0
R	39	Kyle Thomas	2	0	0	0-0	0	0	0	0	2		0.0
D	40	Keegan Kanzig	6	0	0	0-0	24	0	0	0	3		0.0
D	38	Joel Persson	7	0	0	0+5	2	0	0	0	14		0.0
C	11	Kyle Criscuolo	7	0	0	0-2	0	0	0	0	17		0.0
L	26	Luke Gazdic	7	0	0	0-0	2	0	0	0	6		0.0

NO.	GOALIE	GP	MIN	GAA	W	L	OT	SO	GA	SA	SV%	G	A
41	Anthony Stolarz	39	2321:24	2.66	21	12	6	0	103	1314	.922	0	4
33	Kevin Boyle	20	1126:55	2.82	9	7	2	0	53	598	.911	0	0
TOTALS		57	3471:07	2.80	30	19	6	0	162	1918	.916	0	4

*= Rookie



YEAR-BY-YEAR FINAL STATISTICS

2017-18 FINAL STATISTICS

POS	NO.	PLAYER	GP	G	A	PTS	+/-	PIM	PP	SH	GW	S	S%
C	14	Kalle Kossila	55	21	33	54	2	26	7	1	4	154	13.6
R	12	Corey Tropp	50	17	26	43	-6	119	11	1	3	94	18.1
C	25	Sam Carrick	67	13	28	41	2	83	3	2	1	163	8.0
L	9	Kevin Roy	45	14	23	37	4	14	5	0	2	116	12.1
L	17	Nic Kerdiles	49	15	19	34	0	34	2	0	2	115	13.0
D	3	Andy Welinski	51	10	24	34	-11	22	7	0	0	116	8.6
L	13	*Giovanni Fiore	65	18	12	30	-4	21	4	0	2	164	11.0
C	21	Eric Fehr	34	17	11	28	6	33	6	0	5	71	23.9
C	19	*Mitch Hults	53	10	14	24	-10	8	5	0	2	82	12.2
D	7	Steve Oleksy	54	7	13	20	4	66	0	0	1	53	13.2
R	11	Spencer Abbott	17	6	14	20	0	2	4	0	0	29	20.7
D	4	Keaton Thompson	64	5	11	16	-12	29	2	0	1	79	6.3
R	16	*Austin Ortega	29	3	13	16	0	17	1	0	0	65	4.6
D	34	*Jacob Larsson	50	3	13	16	12	20	0	0	1	48	6.3
C	11	Joe Blandisi	27	5	10	15	2	40	2	0	1	65	12.8
D	5	*Marcus Pettersson	44	0	14	14	7	22	0	0	0	78	0.0
C	23	*Julius Nattinen	55	4	8	12	-1	10	1	0	0	59	6.8
D	24	Jaycob Megna	49	2	10	12	-2	25	0	0	0	68	2.9
C	39	Dennis Rasmussen	17	4	6	10	-1	4	0	0	1	31	12.9
C	10	*Alex Dostie	41	3	7	10	-16	10	0	0	0	27	11.1
R	27	Ryan White	21	3	6	9	4	52	0	0	1	30	10.0
D	6	Brian Cooper	40	0	9	9	-7	21	0	0	0	49	0.0
R	18	*Deven Sideroff	47	4	4	8	-17	38	1	0	1	44	9.1
L	32	Mike Liambas	40	4	3	7	-5	104	0	1	1	31	12.9
R	15	Scott Sabourin	44	4	3	7	-10	80	0	0	0	54	7.4
D	22	Jeff Schultz	36	1	5	6	-7	12	0	0	0	14	7.1
R	40	Jared Boll	15	1	2	3	1	19	0	0	1	6	16.7
R	39	*Kiefer Sherwood	11	2	0	2	-7	0	1	0	1	21	9.5
R	38	Kyle Thomas	7	1	1	2	1	0	0	0	1	8	12.5
L	42	J. Samuels Thomas	18	1	1	2	-9	18	0	0	0	29	3.4
D	27	Korbinian Holzer	9	0	2	2	0	14	0	0	0	12	0.0
L	36	Ondrej Kase	1	0	0	0	0	0	0	0	0	0	0.0
D	36	*Chris Forney	3	0	0	0	-2	0	0	0	0	1	0.0
D	2	Stu Bickel	4	0	0	0	0	47	0	0	0	0	0.0
L	36	Greger Hanson	4	0	0	0	0	4	0	0	0	4	0.0
D	28	James Melindy	8	0	0	0	-5	33	0	0	0	2	0.0

NO.	GOALIE	GP	MIN	GAA	W	L	OT	SO	GA	SA	SV%	G	A
33	*Kevin Boyle	35	2052	2.66	19	13	2	1	91	1153	.921	0	0
1	Reto Berra	32	1779	2.66	16	12	2	3	79	1015	.922	0	0
31	Leland Irving	6	260	3.47	1	3	0	0	15	165	.909	0	0
TOTALS		68	4125	2.85	36	28	3	2148	2344	2344	.916	0	0

*= Rookie



YEAR-BY-YEAR FINAL STATISTICS

2016-17 FINAL STATISTICS

POS	NO.	PLAYER	GP	G	A	PTS	+/-	PIM	PP	SH	GW	S	S%
RW	12	Corey Tropp	62	21	33	54	1	48	11	0	4	109	19.3
LW	14	*Kalle Kossila	65	14	34	48	19	8	4	0	1	163	8.6
LW	9	*Kevin Roy	67	16	30	46	0	16	5	0	4	163	9.8
LW	28	Antoine Laganiere	64	21	16	37	-1	30	9	0	4	155	13.5
D	26	Brandon Montour	36	13	19	32	17	34	3	0	3	148	8.8
D	3	*Andy Welinski	63	6	23	29	4	16	1	0	2	88	6.8
D	24	Jaycob Megna	62	5	22	27	33	37	0	1	1	70	7.1
LW	42	J. Samuels Thomas	56	12	12	24	13	17	0	3	0	91	13.2
RW	16	*Nick Sorensen	48	10	12	22	-3	38	3	0	3	83	12.0
D	27	Shea Theodore	26	5	15	20	11	12	3	0	1	90	5.6
RW	19	Max Gortz	28	4	15	19	8	21	1	0	0	43	9.3
C	21	Chris Wagner	30	12	7	19	10	18	3	3	3	69	17.4
RW	15	Scott Sabourin	54	8	9	17	7	147	0	1	2	89	9.0
C	23	Tyler Morley	48	5	12	17	1	14	1	0	2	87	5.7
D	4	*Keaton Thompson	52	4	12	16	1	29	2	0	0	84	4.8
LW	17	Nic Kerdiles	27	7	8	15	1	25	1	0	1	83	8.4
RW	11	Stefan Noesen	22	6	9	15	2	40	1	1	1	55	10.9
D	22	Jeff Schultz	65	0	15	15	6	18	0	0	0	54	0.0
RW	11	Spencer Abbott	13	3	11	14	2	2	0	0	0	22	13.6
RW	13	*Ondrej Kase	14	6	6	12	13	4	3	0	1	37	16.2
D	5	Nate Guenin	56	2	10	12	4	28	0	0	0	64	3.1
C	25	Sam Carrick	15	3	8	11	3	20	1	0	1	24	12.5
LW	18	Ryan Garbutt	28	4	6	10	8	45	0	2	1	56	7.1
D	6	*Brian Cooper	37	4	6	10	5	10	0	0	1	48	8.3
LW	37	*Zac Larraza	17	5	4	9	7	2	0	0	1	14	35.7
LW	29	Nick Tarnasky	32	4	5	9	-8	53	0	0	0	39	10.3
C	10	Kyle MacKinnon	21	2	4	6	4	10	0	0	1	22	9.1
D	2	Stu Bickel	26	2	4	6	-2	148	0	0	1	28	7.1
RW	36	*Austin Ortega	6	4	1	5	-3	6	1	0	0	13	30.8
RW	43	Austen Brassard	20	2	2	4	1	13	0	0	0	15	13.3
C	34	*Mitch Hults	6	1	3	4	2	0	0	0	0	6	16.7
RW	34	Kenny Ryan	8	2	1	3	-2	2	0	0	0	15	13.3
RW	34	Greger Hanson	5	1	2	3	2	2	1	0	0	18	5.6
D	43	*Jacob Larsson	4	0	2	2	-6	2	0	0	0	9	0.0
LW	25	Andrew O'Brien	10	0	2	2	-2	4	0	0	0	16	0.0
RW	20	Emerson Etem	1	1	0	1	-2	0	1	0	0	2	50.0
C	18	Mike Sgarbossa	2	1	0	1	1	0	0	0	0	4	25.0
D	7	Clayton Stoner	3	1	0	1	2	12	0	0	0	2	50.0
D	7	James Melindy	3	0	1	1	0	27	0	0	0	0	0.0
RW	38	*Deven Sideroff	3	0	1	1	1	4	0	0	0	2	0.0
C	44	Nate Thompson	3	0	1	1	2	2	0	0	0	6	0.0
G	1	Jhonas Enroth	1	0	1	1	0	2	0	0	0	0	0.0
C	19	Joseph Cramarossa	2	0	0	0	0	8	0	0	0	2	0.0
RW	18	Logan Shaw	2	0	0	0	0	0	0	0	0	4	0.0
LW	43	Brandon McNally	2	0	0	0	0	0	0	0	0	2	0.0
C	32	*Tyler Soy	2	0	0	0	0	0	0	0	0	1	0.0
RW	41	Nick Sorkin	5	0	0	0	-3	0	0	0	0	2	0.0

NO.	GOALIE	GP	MIN	GAA	W	L	OT	SO	GA	SA	SV%	G	A
39	Dustin Tokarski	27	1578	2.93	17	8	1	1	77	675	.898	0	0
1	Jhonas Enroth	18	1077	1.73	14	4	0	2	31	452	.936	0	1
*33	Kevin Boyle	19	1111	2.27	10	5	4	1	42	512	.924	0	0
31	Matt Hackett	7	340	3.35	2	3	0	1	19	168	.898	0	0
31	Leland Irving	6	260	3.47	1	3	0	0	15	165	.909	0	0
TOTALS		68	4136	2.55	43	20	3	5	176	1983	.911	0	1

* = Rookie



YEAR-BY-YEAR FINAL STATISTICS

2015-16 FINAL STATISTICS

POS	NO.	PLAYER	GP	G	A	PTS	+/-	PIM	PP	SH	GW	S	S%
C	15	Chris Mueller	63	20	37	57	-10	50	8	0	3	163	12.3
D	26	*Brandon Montour	68	12	45	57	0	42	6	0	3	165	7.3
C	18	Mike Sgarbossa	62	17	27	44	-3	48	4	0	2	148	11.5
D	27	*Shea Theodore	50	9	28	37	-3	34	4	0	2	112	8.0
C	28	Antoine Laganiere	57	16	16	32	0	36	1	1	2	118	13.6
RW	11	Stefan Noesen	65	10	22	32	-5	56	4	1	3	123	8.1
LW	20	Nic Ritchie	38	16	14	30	-3	59	8	0	3	103	15.5
LW	17	Nic Kerdiles	45	15	12	27	-8	70	7	1	2	82	18.3
RW	22	Matt Bailey	51	6	13	19	14	34	0	2	0	74	8.1
C	19	Joseph Cramarossa	61	11	6	17	-13	68	0	1	3	81	13.6
RW	16	Brian McGrattan	58	9	8	17	-17	144	0	0	2	96	9.4
LW	12	Max Friberg	25	5	12	17	-4	2	2	1	2	59	8.5
D	5	Shane O'Brien	57	1	16	17	-8	81	0	0	1	45	2.2
F	13	*Ondrej Kase	25	8	6	14	-3	6	1	0	1	49	16.3
D	25	Andrew O'Brien	59	6	8	14	3	54	1	0	0	120	5.0
D	24	Jaycob Megna	67	0	12	12	23	14	0	0	0	56	0.0
RW	12	Corey Tropp	15	5	6	11	10	16	1	0	1	21	23.8
C	21	Chris Wagner	15	6	4	10	1	22	1	0	2	30	20.0
RW	29	Kenny Ryan	41	6	4	10	3	10	1	2	2	30	20.0
LW	14	Kyle Bonis	32	4	6	10	6	6	0	1	0	49	8.2
LW	9	Harry Zolnierczyk	24	6	3	9	-3	31	3	0	0	51	11.8
RW	23	*Bryan Moore	29	2	5	7	0	35	0	0	0	20	10.0
D	2	Stu Bickel	59	1	6	7	-13	210	0	0	1	56	1.8
C	10	Kyle MacKinnon	11	3	3	6	7	0	0	0	2	13	23.1
D	7	Joe Piskula	43	0	5	5	1	30	0	0	0	35	0.0
RW	32	*Matt Berry	15	3	1	4	0	4	0	0	0	18	16.7
F	14	*Kalle Kossila	6	2	2	4	-3	0	2	0	0	12	16.7
LW	37	*Zac Larraza	12	1	3	4	-5	4	0	0	0	11	9.1
D	4	Korbinian Holzer	9	0	3	3	2	0	0	0	1	20	0.0
C	38	*Tyler Morley	2	1	1	2	1	0	0	0	0	5	20.0
D	6	Simon Despres	4	1	1	2	-4	6	1	0	0	10	1.0
RW	34	Tim Jackman	22	1	1	2	-3	33	0	1	0	26	3.8
LW	21	Jiri Sekac	1	1	0	1	1	0	0	0	0	2	50.0
D	6	*Brian Cooper	5	0	1	1	-1	4	0	0	0	5	0.0
D	37	*Andrew Welinski	5	0	1	1	0	2	0	0	0	8	0.0
F	12	*Rocco Carzo	1	0	0	0	-1	0	0	0	0	1	0.0
C	33	Michael Pelech	1	0	0	0	0	2	0	0	0	3	0.0
RW	42	*Deven Sideroff	1	0	0	0	0	0	0	0	0	3	0
F	37	*Ryan Walters	1	0	0	0	-2	0	0	0	0	2	0
LW	41	*Kevin Roy	2	0	0	0	0	0	0	0	0	3	0
C	21	Nate Thompson	2	0	0	0	0	0	0	0	0	1	0
D	38	*Shayne Taker	3	0	0	0	1	0	0	0	0	0	0
C	21	Robert Czarnik	3	0	0	0	-3	0	0	0	0	6	0
D	33	Eric Knodel	4	0	0	0	-3	0	0	0	0	1	0.0
D	3	Martin Gernat	5	0	0	0	2	2	0	0	0	3	0.0

NO.	GOALIE	GP	MIN	GAA	W	L	OT	SO	GA	SA	SV%	G	A
35	Anton Khudobin	31	1807	2.46	19	8	3	0	74	934	.921	0	0
31	Matt Hackett	22	1129	3.03	10	7	2	1	57	542	.895	0	2
36	John Gibson	13	775	2.63	7	4	1	1	34	408	.917	0	0
30	Ryan Faragher	5	275	3.71	2	3	0	0	17	156	.891	0	0
39	Dustin Tokarski	2	102	2.35	1	1	0	0	4	50	.920	0	0
1	Jeff Lerg	1	25	0	0	0	0	0	0	11	1.000	0	0
TOTALS		68	4125	2.85	36	28	3	2148	2344	2344	.916	0	2

* = Rookie



GULLS FIRSTS

CAPTAINS & COACHES



FIRST GAME

OCT. 10, 2015
VS. THE GRAND RAPIDS GRIFFINS
AT VALLEY VIEW CASINO CENTER

ATTENDANCE
12,920
(SELLOUT)

SAN DIEGO 4 | GRAND RAPIDS 2

COACHES: Head Coach Dallas Eakins, Asst. Coach Marty Wilford, Video Coach Brett Ferguson and Goaltending Consultant Sudarshan Maharaj

STARTING LINEUP:

GOALTENDER - John Gibson || **DEFENSEMAN** - Jaycob Megna || **DEFENSEMAN** - Shea Theodore
CENTER - Michael Sgarbossa || **RIGHT WING** - Max Friberg || **LEFT WING** - Nick Ritchie

First Goal: Nick Ritchie (First period, 15:01 - power play)

First Assists: Michael Sgarbossa and Shea Theodore

First Penalty: Ondrej Kase, Tripping (First period, 5:56)

First Fighting Major: Harry Zolnierczyk (Second period, 19:28)

First Shot: Nick Ritchie (First period, 0:18)

First Victory: Oct. 10, 2015 vs. Grand Rapids, 4-2, at Valley View Casino Center

First Road Win: Oct. 21, 2015 @ San Jose, 3-2, at SAP Center (first-ever road game)

First Overtime Game: Oct. 16, 2015 vs. Bakersfield, 6-5 SO Win, at Valley View Casino Center

First Overtime Victory: Nov. 3, 2015 vs. San Antonio, 3-2, at Valley View Casino Center, Nick Ritchie - game winner

First Shootout Game: Oct. 16, 2015 vs. Bakersfield, 6-5 Win, at Valley View Casino Center

First Shootout Victory: Oct. 16, 2015 vs. Bakersfield, 6-5 Win, at Valley View Casino Center

First Shutout: Oct. 23, 2015 @ San Jose, 3-0, John Gibson in goal (stopped all 23 shots)

First Hat Trick: Mar. 31, 2017 @ TUC (8-2 win) by Andrew Welinski (3-1=4) in 43:55

First Hat Trick Against: Nov. 5, 2015 @ Ontario (4-1 loss) by Adrian Kempe (3-0=3)

First Shorthanded Goal: Oct. 31, 2015 vs. Stockton (3-2 win) by Max Friberg (17:35 of the third period)

First Power-Play Goal: Oct. 10, 2015 vs. Grand Rapids (4-2 win) by Nick Ritchie (15:01 of the first period)

First Game-Winning Goal: Oct. 10, 2015 vs. Grand Rapids (4-2 win) by Nick Ritchie (6:40 of the third period)



First Game-Tying Goal: Oct. 16, 2015 vs. Bakersfield (6-5 SO Win) by Ondrej Kase (18:41 of the first period)

First Empty-Net Goal: Oct. 10, 2015 vs. Grand Rapids (4-2 win) by Antoine Laganiere (19:29 of the third period)

First 40+ Saves Game: Dec. 5, 2014 @ Stockton (4-2 loss) by Ryan Faragher (40 saves)

First 40+ Shots Game: Oct. 16, 2015 vs. Bakersfield (6-5 SO Win), 41 shots

First 20+ Saves Period: Feb. 10, 2016 vs. Bakersfield (4-2 loss) by Anton Khudobin (third period; 20 saves)

First 20+ Shots Period: Nov. 14, 2015 vs. San Jose (4-3 loss), 21 shots in the third period

First 20-Goal Scorer: Chris Mueller (reached 20 goals on Apr. 10, 2016 @ Stockton)

First 30-Goal Scorer: Sam Carrick (reached 30 goals on Apr. 5, 2019 vs. Ontario)

First 50-Point Scorer: Brandon Montour (reached 50 points on Mar. 27, 2016 @ San Jose)

First Playoff Game: Apr. 21, 2016 @ Texas; 3-1 win

First Playoff Goal: Antoine Laganiere (1st period, 15:00)

First Playoff Series Win: 3 games to 1 over Texas, 2016 1st Round

First Team Captain: D Joe Piskula 2015-16

First Team Alternates: LW Max Friberg and RW Brian McGrattan

First Player in All-Star Game: D Brandon Montour and LW Nick Ritchie

First Rookie of the Month: D Brandon Montour, November 2015

First Goaltender of the Month: Jhonas Enroth, January 2017

First Goaltender Assist: Matt Hackett, Mar. 5, 2016 vs. Stockton

SEASONS

CAPTAINS

ALTERNATE CAPTAINS

2015-16	Joe Piskula	Stu Bickel, Max Friberg, Brian McGrattan, Jaycob Megna, Chris Mueller, Mike Sgarbossa, Corey Tropp, Chris Wagner, Harry Zolnierczyk
2016-17	None	Nate Guenin, Jaycob Megna, Scott Sabourin, Jordan Samuels-Thomas, Jeff Schultz, Corey Tropp, Chris Wagner
2017-18	None	Stu Bickel, Sam Carrick, Eric Fehr, Kalle Kossila, Mike Liambas, Jaycob Megna, Steve Oleksy, Jordan Samuels-Thomas, Jeff Schultz, Corey Tropp
2018-19	Jaycob Megna	Joseph Blandisi, Sam Carrick, Adam Cracknell, Jake Dotchin, Korbinian Holzer, Kalle Kossila, Steven Oleksy, Ben Street, Corey Tropp
2019-20	Sam Carrick	Simon Benoit, Alex Broadhurst, Sam Carrick, Chase De Leo, Jani Hakanpaa, Chris Mueller, Andrew Poturalski, Kiefer Sherwood, Patrick Sieloff, Chris Wideman

COACHES

ASSISTANT COACHES

2015-16	Dallas Eakins	Marty Wilford, Brett Ferguson, Sudarshan Maharaj
2016-17	Dallas Eakins	Marty Wilford, Brett Ferguson, J.F. Labbe
2017-18	Dallas Eakins	Marty Wilford, Brett Ferguson, J.F. Labbe
2018-19	Dallas Eakins	Sylvain Lefebvre, David Urquhart, Brett Ferguson, J.F. Labbe
2019-20	Kevin Dineen	Sylvain Lefebvre, David Urquhart, Austin Violette, J.F. Labbe

NHL DEBUTS

2015-16	Nick Ritchie, Shea Theodore
2016-17	Joseph Cramarossa, Ondrej Kase, Nic Kerdiles, Kalle Kossila, Jacob Larsson, Jaycob Megna, Brandon Montour
2017-18	Marcus Pettersson, Kevin Roy, Andy Welinski
2018-19	Kevin Boyle, Max Jones, Josh Mahura, Kiefer Sherwood
2019-20	Jani Hakanpaa





MONTHS / AGE / ATTENDANCE

ALL-TIME INDIVIDUAL TOP SCORING MONTHS

Player	Month, Year	GP	Goals	Assists	Points	+/-
Sam Carrick	January, 2020	12	8	7	15	+12
Troy Terry	November, 2018	12	5	10	15	-1
Kalle Kossila	December, 2017	10	6	9	15	+4
Brandon Montour	November, 2015	12	4	11	15	-1
Chase De Leo	February, 2019	11	7	7	14	+11
Max Comtois	February, 2020	13	8	5	13	+4
Sam Carrick	December, 2018	9	8	5	13	+6
Chris Mueller	January, 2016	11	4	9	13	+4
Nic Kerdes	March, 2016	11	4	9	13	+4
Sam Carrick	November, 2019	12	10	2	12	+12
Chris Wideman	November, 2019	12	5	7	12	+4
Adam Cracknell	January, 2019	9	7	5	12	+10
Chase De Leo	December, 2018	12	3	9	12	+1
Sam Carrick	February, 2018	9	4	8	12	+8
Eric Fehr	December, 2017	11	7	5	12	+5
Corey Tropp	March, 2017	12	7	5	12	-3
Chris Mueller	November, 2015	11	3	9	12	-3

GOALS

Player	Month, Year	GP	Goals
Sam Carrick	November, 2019	12	10
Sam Carrick	December, 2018	9	8
Sam Carrick	January, 2020	12	8
Max Comtois	February, 2020	13	8
Kiefer Sherwood	January, 2020	11	7
Sam Carrick	February, 2019	11	7
Chase De Leo	February, 2019	11	7
Adam Cracknell	January, 2019	9	7
Eric Fehr	December, 2017	11	7
Corey Tropp	March, 2017	12	7
Antoine Laganiere	February, 2017	12	7
Kevin Roy	November, 2016	9	7
Chris Mueller	February, 2016	8	7

ASSISTS

Player	Month, Year	GP	Assists
Brandon Montour	November, 2015	12	11
Troy Terry	November, 2018	12	10
Chase De Leo	December, 2018	12	9
Kevin Roy	March, 2018	13	9
Kalle Kossila	December, 2017	10	9
Brandon Montour	March, 2016	11	9
Nic Kerdes	March, 2016	11	9
Chris Mueller	January, 2016	11	9
Chris Mueller	November, 2015	11	9



MONTHS / AGE / ATTENDANCE



YOUNGEST GULLS TO APPEAR IN A GAME

Player	Born	First Game as a Gull	Age
Devin Sideroff	4/14/97	4/16/16 vs. Ontario	19 years, 3 days
Jacob Larsson	4/29/97	5/7/16 vs. Ontario, Game 2 PDSF	19 years, 9 days
Isac Lundestrom	11/6/99	11/16/18 vs. Bakersfield	19 years, 10 days
Jack Kopacka	3/5/98	5/1/17 @ Ontario, Game 4 PDSF	19 years, 1 month, 27 days
Max Jones	2/17/98	4/22/17 @ Ontario, Game 2 PDSF	19 years, 2 months, 4 days
Nick Ritchie	12/5/95	10/10/15 vs. Grand Rapids	19 years, 10 months, 5 days
Max Comtois	1/8/99	11/10/18 vs. Colorado	19 years, 10 months, 2 days
Ondrej Kase	11/8/95	10/10/15 vs. Grand Rapids	19 years, 11 months, 2 days
Simon Benoit	9/19/98	10/6/18 @ Tucson	20 years, 13 days
Alex Dostie	4/13/97	5/12/17 vs. San Jose, Game 4 PDF	20 years, 1 month, 1 day

OLDEST GULLS TO APPEAR IN A GAME

Player	Born	Last Gulls Appearance	Age
Patrick Eaves	5/1/84	2/23/19 vs. San Antonio	34 years, 9 months, 22 days
Brian McGrattan	9/2/81	5/7/16 vs. Ontario, Game 2 PDF	34 years, 8 months, 6 days
Nate Guenin	12/10/82	5/13/17 vs. San Jose, Game 5 PDF	34 years, 5 months, 4 days
Tim Jackman	11/14/81	1/9/16 vs. Charlotte	34 years, 1 month, 27 days
Chris Mueller	3/6/86	3/11/20 @ Tucson	34 years, 5 days
Adam Cracknell	7/15/85	5/27/19 @ Chicago, Game 5 WCF	33 years, 10 months, 12 days
Jeff Glass	11/19/85	5/27/19 @ Chicago, Game 5 WCF	33 years, 6 months, 8 days
Steve Oleksy	2/4/86	12/8/18 @ Colorado	32 years, 10 months, 4 days
Shane O'Brien	8/9/83	4/6/16 vs. Bakersfield	32 years, 7 months, 29 days
Eric Fehr	9/7/85	2/18/18 @ Ontario	32 years, 5 months, 12 days

ATTENDANCE

The San Diego Gulls have recorded 14 sellouts at Pechanga Arena San Diego since the inaugural AHL season in 2015-16...in 2018-19, San Diego led the AHL in attendance for the second straight season with an average of 9,021 fans per game en route to their third postseason appearance in four seasons...in 2017-18, San Diego led the league in attendance (9,305 avg.), setting franchise attendance records in total attendance (316,368), average attendance and sellouts (6) to become the first team in 10 seasons to usurp the Hershey Bears atop the league attendance charts...San Diego has led the newly-created Pacific Division in attendance in each of the four seasons since its inception in 2015, averaging 8,732 fans per game (1432,124 total attendance) to lead the Western Conference and rank third among AHL clubs (Hershey: 8,978 and Cleveland, 8,955)...the Gulls have had crowds of 10,000-or-more- fans on 55 occasions all-time. The Gulls sold out their inaugural game with 12,920 in attendance on Oct. 10, 2015.

	HOME GAMES					ROAD GAMES		
	Games	Total Attendance (Avg.)	Percent	Sellouts		Games	Total Attendance (Avg.)	Sellouts
2015-16	34	294,962 (8,675)	67.1%	1		34	188,668 (5,549)	4
2016-17	34	301,776 (8,876)	68.7%	3		34	190,362 (5,599)	5
2017-18	34	316,368 (9,305)	72.0%	6		34	194,563 (5,722)	2
2018-19	34	306,722 (9,021)	69.8%	4		34	183,604 (5,400)	1
2019-20^	28	212,296 (7,582)	58.7%	0		29	155,833 (5,374)	2
TOTALS	136	1,219,828 (8,969)	69.4%	14		136	757,197 (5,568)	11

^ 2019-20 season shortened to 57 games due to COVID-19 pandemic



GULLS SEASON TOTALS

RECORD STREAKS



GULLS YEAR-BY-YEAR FINISH

SEASON	RECORD	PGT.	GF	GA	STANDINGS	POWER PLAY	PENALTY KILL	GAA	HOME	ROAD	OT
2015-16	39-23-4-2, 84 PTS.	0.618	208	200	2ND PAC/5TH WEST	55-265 (20.8)	47-295 (84.1)	2.87	20-10-3-1	19-13-1-1	7-4-2
2016-17	43-20-3-2, 91 PTS.	0.669	217	176	2ND PAC/2nd WEST	55-274 (20.1)	50-257 (80.5)	2.55	23-9-1-1	20-11-2-1	10-3-2
2017-18	36-28-3-1, 76 PTS.	0.559	198	196	5TH PAC/9TH WEST	62-283 (21.9)	46-281 (83.6)	2.85	20-13-1-0	16-15-2-1	9-3-1
2018-19	36-24-3-3, 80 PTS.	0.588	236	218	3RD PAC/4TH WEST	57-281 (20.3)	51-265 (80.8)	3.17	18-13-1-1	18-10-4-2	5-5-3
2019-20*	30-19-6-2, 68 PTS.	0.596	183	162	4TH PAC/6TH WEST	35-230 (14.8)	33-215 (84.7)	2.80	15-8-3-2	14-11-3-0	6-6-2
TOTALS	154-95-15-8, 331 PTS.	0.608	859	790		229-1103 (20.8)	194-1098 (82.3)	2.86	81-45-6-3	73-49-9-5	31-15-8

ALL-TIME GULLS RECORD BY MONTH

SEASON	OCTOBER	NOVEMBER	DECEMBER	JANUARY	FEBRUARY	MARCH	APRIL
2015-16	6-1-0-0	5-6-0-1	4-5-0-0	4-6-1-0	8-2-0-1	8-2-1-0	4-1-2-0
2016-17	2-3-1-0	7-2-0-0	4-6-1-1	8-1-0-1	10-2-0-0	8-3-1-0	4-3-0-0
2017-18	4-3-1-0	3-7-0-0	8-3-0-0	7-4-0-0	7-2-0-0	6-4-2-1	1-5-0-0
2018-19	3-2-1-1	5-5-0-0	6-4-0-2	8-2-1-0	7-3-1-0	4-7-1-0	3-1-1-0
2019-20	0-6-0-0	8-3-1-0	4-4-1-1	7-3-1-1	9-2-2-0	2-1-1-0	-
TOTALS	15-15-3-1	28-23-1-1	26-22-2-4	34-16-3-2	41-11-3-1	28-17-6-1	12-10-3-0

ALL-TIME GULLS RECORD BY DAY OF THE WEEK

SEASON	SUNDAY	MONDAY	TUESDAY	WEDNESDAY	THURSDAY	FRIDAY	SATURDAY
2015-16	2-1-2-0	-----	3-0-0-0	5-4-1-1	0-2-0-0	13-8-0-1	16-8-1-0
2016-17	2-2-1-1	1-0-0-1	4-1-1-0	7-3-0-0	1-0-0-0	16-5-1-0	12-9-0-0
2017-18	2-4-0-1	0-1-0-0	4-0-1-0	6-7-0-0	-----	8-9-1-0	16-7-1-0
2018-19	4-0-0-0	1-2-1-0	1-0-1-0	7-8-1-0	1-0-0-0	9-7-1-2	13-7-1-1
2019-20	2-0-0-0	0-1-1-0	0-3-1-0	5-3-1-0	0-0-0-0	11-8-2-0	12-4-2-1
TOTALS	12-7-2-2	2-4-1-1	12-4-4-0	30-25-3-1	2-2-0-0	57-37-5-3	69-35-5-2

ALL-TIME RECORDS AT THE ALL-STAR BREAK AND AT THE HALFWAY POINT

SEASON	DATE OF ALL-STAR GAME (HOST TEAM)	RECORD BEFORE	RECORD AFTER	FIRST HALF OF SEASON	SECOND HALF OF SEASON	OVERALL RECORD
2015-16	FEB. 1 (SYR)	19-18-1-1	20-5-3-1	17-15-1-1	22-8-3-1	39-23-4-2
2016-17	JAN. 30 (LV)	21-12-2-2	22-8-1-0	18-12-2-2	25-8-1-0	43-20-3-2
2017-18	JAN. 29 (UT)	22-17-1-0	14-11-2-1	19-14-1-0	17-14-2-1	36-28-3-1
2018-19	JAN. 28 (SPR)	22-13-2-3	14-11-3-0	19-11-1-3	17-13-4-0	36-24-5-3
2019-20	JAN 27 (ONT)	18-16-3-2	12-3-3-0	15-15-2-2	15-4-4-0	30-19-6-2
TOTALS		102-79-9-8	82-38-12-2	88-67-7-8	88-67-7-8	184-114-21-10

ALL-TIME GULLS RECORD BY DIVISION/CONFERENCE

SEASON	PACIFIC	CENTRAL	ATLANTIC	NORTH	OVERALL
2015-16	35-19-4-2	4-4-0-0	-----	-----	39-23-4-2
2016-17	37-19-2-2	6-1-1-0	-----	-----	43-20-3-2
2017-18	28-27-2-1	8-1-1-0	-----	-----	36-28-3-1
2018-19	28-22-3-3	8-2-2-0	-----	-----	36-24-5-3
2019-20	27-15-5-1	3-3-1-1	-----	-----	30-19-6-2
TOTALS	155-103-16-9	29-11-5-1	-----	-----	184-114-21-10

ALL-TIME GULLS RECORD VS. GOALS SCORED & ALLOWED

SEASON	WHEN SCORING					WHEN ALLOWING				
	0 goals	1 goal	2 goals	3 goals	4 goals	5+ goals	0 goals	1 goal	2 goals	3 goals
2015-16	0-6-0-0	0-5-2-0	3-5-0-0	16-4-0-2	9-2-2-0	11-1-0-0	2-0-0-0	11-0-0-0	19-1-2-0	3-5-0-2
2016-17	0-6-0-0	0-6-1-0	4-2-1-1	12-3-1-0	12-2-0-1	15-1-0-0	5-0-0-0	14-0-0-0	12-2-1-0	10-7-1-1
2017-18	0-5-0-0	0-8-1-0	4-10-1-0	7-5-0-0	12-0-1-1	13-0-0-0	4-0-0-0	7-1-0-0	10-3-1-0	17-7-1-0
2018-19	0-4-0-0	0-3-0-0	4-9-1-0	3-5-3-1	13-1-1-1	16-2-0-1	1-0-0-0	14-1-0-0	5-3-0-0	9-3-1-1
2019-20	0-2-0-0	0-8-0-1	1-5-4-1	4-3-1-0	12-1-0-0	13-0-0-0	0-0-0-0	9-0-0-0	10-2-0-1	10-7-4-1
TOTALS	0-23-0-0	0-30-4-1	16-31-7-2	42-20-5-3	58-6-4-3	68-4-0-1	12-0-0-0	55-2-0-0	58-11-4-1	49-29-7-6

BACK-TO-BACK SITUATIONS

SEASON	First game	Second game
2015-16	14-9-0-1	13-8-3-0
2016-17	13-6-1-1	10-10-1-0
2017-18	11-8-1-0	10-9-1-0
2018-19	7-6-0-2	8-4-2-1
2019-20	9-8-2-0	12-4-2-1
TOTALS	54-37-4-4	53-35-9-2

ALL-TIME OVERTIME RECORDS

SEASON	OT GAMES	HOME	ROAD	TOTAL
2015-16	13	6-3-1	5-1-1	11-4-2
2016-17	15	3-1-1	7-2-1	10-3-2
2017-18	13	4-1-0	5-2-1	9-3-1
2018-19	13	2-1-1	3-4-2	5-5-3
2019-20	14	3-3-2	3-3-0	6-6-2
TOTALS (W-OTL-SOL)	68	18-9-5	23-12-5	41-21-10

* 2019-20 season canceled due to Covid-19 pandemic.
 ** Does not include "team" goals awarded for shootout wins.

WINNING STREAKS

Longest Winning Streaks
 8 games (Dec. 27, 2018-Jan. 12, 2019)
 8 games (Jan. 26-Feb. 17, 2018)
 8 games (Nov. 11-Dec. 2, 2016)
 5 games (Jan. 10-18, 2020)
 5 games (Dec. 9-23, 2017)
 5 games (Jan. 7-20, 2017)
 4 games (Nov. 1-10, 2019)
 4 games (Jan. 26-Feb. 6, 2018)
 4 games (Jan. 3-10, 2018)
 4 games (Feb. 24-Mar. 3, 2017)
 4 games (Mar. 8-16, 2016)
 4 games (Dec. 12-26, 2015)
 4 games (Oct. 10-23, 2015)

Longest Home Winning Streaks
 7 games (Feb. 24-Mar. 22, 2017)
 6 games (Dec. 15, 2018-Jan. 16, 2019)
 6 games (Feb. 3-Mar. 2, 2018)
 6 games (Jan. 7-Feb. 14, 2017)
 6 games (Nov. 11-Dec. 6, 2016)
 6 games (Oct. 10-Nov. 11, 2015)
 4 games (Feb. 7-22, 2020)
 4 games (Nov. 1-16, 2019)
 4 games (Mar. 15-22, 2017)
 4 games (Feb. 20-Mar. 4, 2016)
 3 games (Dec. 13-22, 2017)
 3 games (Oct. 30-Nov. 3, 2015)
 3 games (Nov. 27-Dec. 26, 2015)

Longest Road Winning Streaks
 6 games (Dec. 29, 2018-Jan. 12, 2019)
 5 games (Jan. 17-Feb. 11, 2018)
 5 games (Jan. 25-Feb. 7, 2017)
 4 games (Dec. 29, 2016-Jan. 16, 2017)
 3 games (Mar. 2-17, 2019)
 3 games (Feb. 10-28, 2017)
 3 games (Nov. 26-Dec. 2, 2016)
 3 games (Mar. 27-Apr. 9, 2016)
 3 games (Mar. 8-Mar. 19, 2016)
 3 games (Feb. 12-19, 2016)

LOSING STREAKS

Longest Losing Streaks
 6 games (Oct. 4-26, 2019; 0-6-0-0)
 5 games (Dec. 10-17, 2016; 0-5-0-0)
 5 games (Nov. 14-25, 2015; 0-5-0-0)
 4 games (Dec. 3-8, 2019; 0-4-0-0)
 3 games (Mar. 6-9, 2019; 0-3-0-0)
 3 games (Mar. 27-30, 2019; 0-3-0-0)
 3 games (Nov. 22-26, 2017; 0-3-0-0)
 3 games (Apr. 5-8, 2017; 0-3-0-0)
 3 games (Dec. 4-11, 2015; 0-3-0-0)

Longest Home Losing Streaks
 4 games (Nov. 3-11, 2017; 0-4-0-0)
 3 games (Nov. 21-28, 2018; 0-3-0-0)
 3 games (Mar. 6-9, 2019; 0-3-0-0)
 3 games (Mar. 27-30, 2019; 0-3-0-0)
 3 games (Jan. 13-20, 2018; 0-3-0-0)
 3 games (Dec. 13-17, 2016; 0-3-0-0)

Longest Road Losing Streaks
 5 games (Mar. 31-Apr. 14, 2018; 0-5-0-0)
 4 games (Oct. 4-26, 2019; 0-4-0-0)
 3 games (Dec. 3-8, 2019; 0-3-0-0)
 3 games (Dec. 4-11, 2015; 0-3-0-0)
 3 games (Oct. 29-Nov. 5, 2016; 0-3-0-0)
 3 games (Nov. 18-21, 2015; 0-3-0-0)

UNBEATEN STREAKS

Longest Unbeaten Streaks
 15 games (Dec. 14, 2018-Jan. 16, 2019 (12-0-1-2)
 12 games (Jan. 7-Feb. 7, 2017; 11-0-0-1)
 11 games (Feb. 19-Mar. 16, 2016; 9-0-1-1)
 8 games (Jan. 26-Feb. 17, 2018; 8-0-0-0)
 7 games (Feb. 24-Mar. 10, 2017; 6-0-1-0)
 7 games (Mar. 27-Apr. 10, 2016; 5-0-2-0)

Longest Home Unbeaten Streaks
 9 games (Feb. 3-Mar. 16, 2018; 8-0-1-0)
 7 games (Oct. 19-Nov. 16, 2018; 5-0-1-1)
 7 games (Feb. 20-Mar. 16, 2016; 6-0-1-0)
 7 games (Oct. 10-Nov. 13, 2015; 6-0-0-1)
 6 games (Jan. 31-Feb. 22, 2020; 5-0-1-0)
 3 games (Apr. 2-6, 2016; 2-0-1-0)

Longest Road Unbeaten Streaks
 10 games (Dec. 14, 2018-Jan. 21, 2019; 7-0-2-1)
 10 games (Dec. 29, 2016-Feb. 7, 2017; 9-0-0-1)
 7 games (Mar. 2-Apr. 13, 2019; 5-0-0-2)
 7 games (Feb. 12-Mar. 19, 2016; 7-0-0-1)
 5 games (Jan. 17-Feb. 11, 2018; 5-0-0-0)
 5 games (Jan. 15-Feb. 5, 2020; 4-0-1-0)

WINLESS STREAKS

Longest Winless Streaks
 7 games (Dec. 10-27, 2016; 0-5-1-1)
 6 games (Oct. 4-26, 2019; 0-6-0-0)
 6 games (Nov. 13-25, 2015; 0-5-0-1)
 5 games (Dec. 28, 2018-Jan. 8, 2019 (0-3-1-1)
 5 games (Dec. 3-14, 2018; 0-4-0-1)
 5 games (Oct. 26-Nov. 5, 2016; 0-4-1-0)
 5 games (Jan. 8-16, 2016; 0-4-1-0)

Longest Home Winless Streaks
 6 games (Dec. 13, 2016-Jan. 6, 2017; 0-4-1-1)
 5 games (Jan. 8-29, 2016; 0-4-1-0)
 3 games (Dec. 13-17, 2016; 0-3-0-0)
 3 games (Nov. 13-25, 2015; 0-2-0-1)

Longest Road Winless Streaks
 5 games (Dec. 3-22, 2018; 0-3-0-2)
 5 games (Mar. 31-Apr. 14, 2018; 0-5-0-0)
 5 games (Feb. 18-Mar. 10, 2018; 0-3-1-1)
 4 games (Oct. 4-26, 2019; 0-4-0-0)
 4 games (Oct. 28-Nov. 5, 2016; 0-3-1-0)
 3 games (Oct. 20-27, 2017; 0-2-1-0)
 3 games (Dec. 4-11, 2015; 0-3-0-0)
 3 games (Nov. 18-21, 2015; 0-3-0-0)

SEASON-BY-SEASON STREAKS

Season **Longest Winning Streak**
 2015-16 4 games (four times)
 2016-17 8 games (Nov. 11-Dec. 2, 2016)
 2017-18 8 games (Jan. 26-Feb. 17, 2017)
 2018-19 8 games (Dec. 27, 2018-Jan. 12, 2019)
 2019-20 5 games (Jan. 10-18, 2020)

Season **Longest Unbeaten Streak**
 2015-16 11 games (Feb. 19-Mar. 16, 2016; 9-0-1-1)
 2016-17 12 games (Jan. 7-Feb. 7, 2017; 11-0-0-1)
 2017-18 8 games (Jan. 26-Feb. 17, 2018; 8-0-0-0)
 2018-19 15 games (Dec. 14, 2018-Jan. 16, 2019 (12-0-1-2)
 2019-20 7 games (Jan. 24-Feb. 9, 2020 (5-0-2-0)

Longest Losing Streak
 5 games (Nov. 14-25, 2015; 0-5-0-0)
 5 games (Dec. 10-17, 2016; 0-5-0-0)
 3 games (four times)
 4 games (Dec. 3-8, 2019; 0-4-0-0)
 6 games (Oct. 4-26, 2019; 0-6-0-0)

Longest Winless Streak
 6 games (Nov. 13-25, 2015; 0-5-0-1)
 7 games (Dec. 10-27, 2016; 0-5-1-1)
 4 games (Mar. 4-10, 2018; 0-1-2-1)
 5 games (Dec. 3-14, 2018; 0-4-0-1)
 5 games (Dec. 28, 2018-Jan. 8, 2019 (0-3-1-1)



ALL-TIME RECORDS

ALL-TIME TOP GAMES



ALL-TIME HAT TRICKS

FOR (6)

Andy Welinski; SD @ TUC, Mar. 31, 2017 (Langhammer/Hill), 3-1=4 pts.
Corey Tropp; SD @ TEX, Jan. 3, 2018 (McKenna), 3-0=3 pts.
Giovanni Fiore, SD @ TUC, Jan. 17, 2018 (Hill), 3-0=3 pts.
Sam Carrick; SD @ STK, Nov. 25, 2018 (Schneider/Gillies), 3-2=5 pts.
Sam Carrick; SD vs. SJ, Nov. 13, 2020 (Korenar) 3-0=3 pts.
Kiefer Sherwood; SD vs. SJ, Jan. 31, 2020 (Sawchenko) 3-0=3 pts.

AGAINST (10)

Adrian Kempe; SD @ ONT, Nov. 5, 2015 (Gibson), 3-0=3 pts.
Tomas Jurco; SD @ GR, Nov. 20, 2015 (Gibson), 3-1=4 pts.
Brendan Ranford; SD vs. TEX, Jan. 16, 2016 (Tokarski), 3-1=4 pts.
Hunter Shinkaruk; SD @ STK, Apr. 5, 2017 (Enroth), 3-0=3 pts.
Curtis McKenzie; SD vs. TEX, Nov. 8, 2017 (Boyle), 3-2=5 pts.
Logan Shaw; SD vs. MB, Nov. 28, 2018 (Boyle), 3-0=3 pts.
Philippe Maillet; SD @ ONT; Dec. 22, 2018 (Glass), 3-1=4 pts.
Alan Quine; SD @ STK, Jan. 9, 2019 (Boyle), 3-0=3 pts.
Kyle Rau; SD @ IA, Jan. 14, 2019 (Boyle), 3-0=3 pts.
Brett Sutter; SD vs. ONT, Mar. 23, 2019 (Boyle), 3-0=3 pts.
Gerry Mahew; SD @ IA, Feb. 14, 2020 (Stolarz), 3-0=3 pts.

ALL-TIME PENALTY SHOTS

FOR (3-10)

Brandon Montour vs. Troy Grosenick; no goal; Nov. 13, 2015 vs. SJ
Joe Cramarossa vs. Martin Spencer; no goal; Jan. 3, 2016 vs. SA
Kyle Bonis vs. Troy Grosenick; no goal; Jan. 13, 2016 vs. SJ
Kenney Ryan vs. Roman Will; goal; Jan. 19, 2016 vs. SA
Harry Zolnierczyk vs. Maxime Legace; no goal; Jan. 23, 2016 vs. TEX
Ondrej Kase vs. Peter Budaj; no goal; Mar. 12, 2016 vs. ONT
Jordan Samuels-Thomas vs. Landon Bow; goal; Dec. 29, 2016 @ TEX
Corey Tropp vs. Ville Husso; no goal; Mar. 13, 2018 vs. SA
Corey Tropp vs. Jeff Zatkoff; no goal; Mar. 30, 2018 vs. CLE
Giovanni Fiore vs. Tom McCollum; no goal; Oct. 19, 2018 vs. MIL
Kiefer Sherwood vs. Zachary Sawchenko; goal; Jan. 31, 2020 vs. SJ

AGAINST (2-8)

Andrew Miller vs. John Gibson; no goal; Oct. 16, 2015 vs. BAK
Barclay Goodrow vs. Dustin Tokarski; goal; Dec. 10, 2016 @ SJ
Caleb Herbert vs. Kevin Boyle; no goal; Dec. 31, 2016 @ TEX
Sam Herr vs. Reto Berra; no goal; Mar. 2, 2018 vs. ONT
Spencer Foo vs. Jared Coreau; no goal; Oct. 26, 2018 vs. STK
Luke Esposito vs. Kevin Boyle; no goal; Nov. 16, 2018 vs. BAK
Curtis Lazar vs. Jared Coreau; no goal; Nov. 23, 2018 vs. STK
Martin Frk vs. Kevin Boyle; goal; Jan. 11, 2020 vs. ONT

ALL-TIME SHUTOUTS:

BY THE GULLS (12)

2015-16 (2)

Oct. 23, 2015 @ San Jose, 3-0 (John Gibson - 23 saves)
Dec. 12, 2015 @ San Jose, 5-0 (Matt Hackett - 32 saves)

2016-17 (5)

Nov. 19, 2016 vs. San Jose, 4-0 (Matt Hackett - 37 saves)
Dec. 29, 2016 @ Texas, 4-0 (Kevin Boyle - 22 saves)
Jan. 28, 2017 @ Tucson, 3-0 (Jhonas Enroth - 22 saves)
Feb. 4, 2017 vs. Ontario, 2-0 (Jhonas Enroth - 25 saves)
Feb. 12, 2017 vs. Iowa, 4-0 (Dustin Tokarski - 22 saves)

2017-18 (4)

Jan. 5, 2018 vs. San Jose, 5-0 (Reto Berra - 46 saves)
Feb. 14, 2018 vs. Bakersfield, 6-0 (Kevin Boyle - 37 saves)
Feb. 27, 2018 vs. San Antonio, 3-0 (Reto Berra - 26 saves)
Mar. 16, 2018 vs. Milwaukee, 2-0 (Reto Berra - 37 saves)

2018-19 (1)

Mar. 2, 2019 @ Stockton, 3-0 (Jeff Glass - 20 saves)

2019-20 (0)

BY OPPONENTS (22)

2015-16 (6)

Oct. 24, 2015 @ Bakersfield, 3-0 (Laurent Brossoit - 24 saves)
Nov. 18, 2015 @ Stockton, 4-0 (Kevin Poulin - 21 saves)
Dec. 11, 2015 @ Bakersfield, 3-0 (Ben Scrivens - 31 saves)
Jan. 15, 2016 @ Ontario, 5-0 (Peter Budaj - 27 saves)
Jan. 29, 2016 vs. Ontario, 2-0 (Peter Budaj - 21 saves)
Mar. 26, 2016 @ San Jose, 3-0 (Aaron Dell - 26 saves)

2016-17 (6)

Oct. 15, 2016 vs. Ontario, 2-0 (Jack Campbell - 36 saves)
Dec. 3, 2016 @ Stockton, 4-0 (David Rittich - 37 saves)
Dec. 10, 2016 @ San Jose, 3-0 (Troy Grosenick - 15 saves)
Dec. 11, 2016 @ San Jose, 3-0 (Troy Grosenick - 26 saves)
Mar. 12, 2017 @ San Jose, 3-0 (Troy Grosenick - 25 saves)
Apr. 7, 2017 vs. Ontario, 4-0 (Jack Campbell - 30 saves)

2017-18 (4)

Nov. 3, 2017 vs. Ontario, 1-0 (Cal Peterson - 27 saves)
Nov. 22, 2017 @ Tucson, 5-0 (Adin Hill - 29 saves)
Mar. 9, 2018 @ Ontario, 3-0 (Cal Peterson - 25 saves)
Apr. 4, 2018 @ San Jose, 4-0 (Antoine Bibeau - 27 saves)

2018-19 (4)

Dec. 7, 2018 @ Colorado, 2-0 (P. Francouz - 29 saves)
Jan. 25, 2019 @ San Antonio, 4-0 (J. Coreau - 23 saves)
Mar. 8, 2019 vs. Colorado, 1-0 (P. Francouz - 24 saves)
Mar. 9, 2019 vs. Colorado, 2-0 (P. Francouz - 28 saves)

2019-20 (2)

Feb. 14, 2020 @ Iowa, 3-0 (K. Kahkonen - 35 saves)
Mar. 10, 2020 @ Tucson, 3-0 (A. Hill - 26 saves)

FOUR-OR-MORE POINTS

Player	Date	Opponent	Goals	Assists	Points	+/-
Sam Carrick	11/25/18	@ Stockton	3	2	5	+4
Troy Terry	3/11/20	@ Tucson	2	2	4	+3
Sam Steel	3/13/19	@ Bakersfield	1	3	4	+2
Sam Steel	2/1/19	vs. Ontario	2	2	4	+3
Adam Cracknell	1/9/19	@ Stockton	1	3	4	+4
Kalle Kossila	12/22/18	@ Ontario	2	2	4	0
Kalle Kossila	1/3/18	@ Texas	0	4	4	0
Spencer Abbott	11/17/17	vs. Tucson	2	2	4	0
Andy Welinski	3/31/17	@ Tucson	3	1	4	+3
Brandon Montour	12/26/16	vs. Tucson	1	3	4	+2
Brandon Montour	11/11/15	vs. Bakersfield	2	2	4	+2

THREE-OR-MORE GOALS

Player	Date	Opponent	Goals
Kiefer Sherwood	1/31/20	vs. San Jose	3
Sam Carrick	11/14/19	vs. San Jose	3
*Sam Carrick	11/25/18	@ Stockton	3
*Giovanni Fiore	1/17/18	@ Tucson	3
*Corey Tropp	1/3/18	@ Texas	3
Andy Welinski	3/31/17	@ Tucson	3

40-OR-MORE SAVES

Goaltender	Date	Opponent	Saves	Shots Faced	Final Score
Kevin Boyle	2/17/18	vs. Ontario	55	53	5-2 win
Jared Coreau	10/27/18	vs. Tucson	47	51	4-3 loss
Kevin Boyle	1/6/18	vs. San Jose	46	48	3-2 win
Reto Berra	1/5/18	vs. San Jose	46	46	5-0 win
Kevin Boyle	11/16/18	vs. Bakersfield	46	47	4-1 win
Jared Coreau	10/20/18	vs. Bakersfield	45	49	5-4 win
Kevin Boyle	3/30/18	vs. Cleveland	44	45	3-1 win
Reto Berra	1/19/18	vs. San Jose	43	46	3-2 loss
Kevin Boyle	1/11/20	vs. Ontario	42	43	6-1 win
Kevin Boyle	11/25/18	@ Stockton	41	44	6-3 win
Kevin Boyle	11/10/18	vs. Colorado	41	43	3-2 win
Reto Berra	3/2/18	vs. Ontario	41	45	5-4 win
Leland Irving	11/3/17	vs. Ontario	41	42	1-0 loss
Dustin Tokarski	12/2/16	@ Stockton	41	43	3-2 win
Anton Khudobin	2/27/16	vs. San Jose	41	43	5-2 win
Anthony Stolarz	1/31/20	vs. San Jose	41	44	5-3 win
Anthony Stolarz	2/19/20	vs. Stockton	40	42	3-2 win
Anthony Stolarz	12/17/19	vs. Grand Rapids	40	42	3-2 loss
Kevin Boyle	12/13/19	@ Colorado	41	42	2-1 win
Jeff Glass	2/16/19	@ San Jose	40	43	8-3 win
Kevin Boyle	3/4/18	@ Stockton	40	44	5-4 loss
Kevin Boyle	12/11/16	@ San Jose	40	43	3-0 loss
Anton Khudobin	2/10/16	vs. Bakersfield	40	43	4-2 loss
Ryan Faragher	12/5/15	@ Stockton	40	43	4-2 loss

ALL-TIME TOP INDIVIDUAL SCORING STREAKS BY GULLS

Point Streaks	Goal Streaks	Assist Streaks
T. Terry - 11 games (10/19/18-11/23/18), 7-9=16 pts.	S. Carrick - 6 games (11/30/19-1/11/20), 8 goals	K. Kossila - 6 games (12/31/16-1/16/17), 8 assists
T. Terry - 9 games (12/8/18-12/30/18), 4-8=12 pts.	A. Cracknell - 6 games (1/9/19-1/21/19), 6 goals	S. Theodore - 6 games (3/16/16-4/6/16), 8 assists
C. De Leo - 9 games (3/13/19-4/10/19), 3-10=13 pts.	M. Comtois - 5 games (2/15/20-2/22/20), 6 goals	T. Terry - 6 games (10/19/18-11/7/18), 6 assists
C. Tropp - 9 games (12/9/17-1/3/18), 8-6=14 pts.	S. Carrick - 5 games (11/8/19-11/15/19), 7 goals	C. De Leo - 6 games (12/19/18-12/29/18), 5 assists
N. Kerdiles - 9 games (2/26/16-3/18/16), 7-9=16 pts.	C. Tropp - 5 games (2/8/19-2/16/19), 6 goals	T. Terry - 5 games (1/10/20-1/18/20), 7 assists
C. De Leo - 8 games (2/11/19-2/16/19), 7-4=11 pts.	S. Carrick - 5 games (12/15/18-12/27/18), 6 goals	C. De Leo - 5 games (3/27/19-4/10/19), 6 assists
K. Kossila - 8 games (12/29/16-1/20/17), 4-8=12 pts.	B. Montour - 5 games (12/26/16-1/16/17), 6 goals	C. Tropp - 5 games (10/13/18-10/27/18), 6 assists
K. Kossila - 7 games (12/9/17-12/30/17), 4-8=12 pts.	J. Kloos - 4 games (12/27/19-1/3/20), 4 goals	M. Gortz - 5 games (2/12/17-2/24/17), 5 assists
C. Tropp - 7 games (12/24/17-3/10/17), 6-6=12 pts.	K. Sherwood - 4 games (11/13/19-12/27/19), 4 goals	S. Noesen - 5 games (12/19/15-1/3/16), 5 assists
B. Montour - 7 games (12/26/16-1/22/17), 6-6=12 pts.	S. Carrick - 4 games (2/16/19-2/23/19), 5 goals	
C. Tropp - 7 games (11/5/16-11/27/16), 3-7=10 pts.	T. Terry - 4 games (11/9/18-11/21/18), 4 goals	
S. Noesen - 7 games (12/12/15-1/1/16), 3-5=8 pts.	E. Fehr - 4 games (2/10/18-2/17/18), 4 goals	
	C. Mueller - 4 games (3/4/16-3/11/16), 6 goals	



ALL-TIME TOP GAMES

FOUR-OR-MORE POINTS

Player	Date	Opponent	Goals	Assists	Points	+/-
Curtis McKenzie	11/8/17	vs. Texas	3	2	5	+2
Dylan Dube	11/11/19	@ Stockton	1	3	4	+1
Philippe Maillet	2/6/19	vs. Ontario	0	4	4	+2
Philippe Maillet	12/22/18	@ Ontario	3	1	4	0
Dylan Strome	11/22/17	@ Tucson	2	2	4	+2
Travis Morin	11/8/17	vs. Texas	0	4	4	0
Daniel Pribyl	10/26/16	vs. Stockton	1	3	4	+3
Morgan Klimchuk	10/26/16	vs. Stockton	2	2	4	+4
Matt Frattin	11/5/16	@ Stockton	2	2	4	0
Brett Ritchie	2/17/16	vs. Texas	1	3	4	+3
Brendan Ranford	1/16/16	vs. Texas	3	1	4	+1
Tomas Jurco	11/20/15	at Grand Rapids	3	1	4	0

THREE-OR-MORE GOALS

Player	Date	Opponent	Goals
Gerry Mayhew	2/14/20	@ Iowa	3
Brett Sutter	3/23/19	vs. Ontario	3
Kyle Rau	1/14/19	@ Iowa	3
Alan Quine	1/9/19	vs. Stockton	3
Philippe Maillet	12/22/18	@ Ontario	3
Logan Shaw	11/28/18	vs. Manitoba	3
Curtis McKenzie	11/8/17	vs. Texas	3
Hunter Shinkaruk	4/5/17	@ Stockton	3
Brendan Ranford	1/16/16	vs. Texas	3
Tomas Jurco	11/20/15	@ Grand Rapids	3
Adrian Kempe	11/5/15	@ Ontario	3

FOUR-OR-MORE ASSISTS

Player	Date	Opponent	Assists
Philippe Maillet	2/6/19	vs. Ontario	4
Travis Morin	11/8/17	vs. Texas	4
Brad Hunt	10/16/15	vs. Bakersfield	4

40-OR-MORE SAVES

Goaltender	Date	Opponent	Saves	Shots Faced	Final Score
Jon Gillies	12/17/16	vs. Stockton	48	49	3-1 loss
Kevin Poulin	2/24/16	@ Stockton	47	50	4-3 loss
Scott Wedgewood	4/7/18	vs. Ontario	44	47	3-2 win
Jonas Gustavsson	3/25/17	vs. Bakersfield	44	45	3-1 loss
Jon Gillies	12/16/16	vs. Stockton	44	47	5-3 loss
Eetu Laurikainen	4/6/16	vs. Bakersfield	44	50	6-5 win
Cal Petersen	11/15/19	@ Ontario	43	49	6-2 loss
Zachary Sawchenko	3/6/20	@ San Jose	42	4	3-2 OT loss
Cal Petersen	1/21/19	@ Ontario	42	46	4-1 loss
Hunter Miska	10/12/18	vs. Tucson	42	44	3-2 loss
Maxime Lagace	2/17/16	vs. Texas	42	45	6-3 loss
Nick Ellis	11/24/17	vs. Bakersfield	41	42	4-1 loss
Nick Ellis	2/12/17	vs. Bakersfield	41	45	4-0 win
Laurent Brossoit	12/4/15	@ Bakersfield	41	45	6-4 loss
Hunter Miska	12/7/19	vs. Colorado	40	44	4-3 OT loss
Dylan Wells	3/29/19	vs. Bakersfield	40	42	3-2 win
Pavel Francouz	11/10/18	vs. Colorado	40	43	3-2 loss
Jack Campbell	12/22/18	@ Ontario	40	46	7-6 SO win
Eddie Lack	12/16/17	vs. Stockton	40	43	4-1 win
Michael Houser	4/16/16	vs. Ontario	40	43	3-2 win

GULLS ALL-TIME LEADERS



POINTS

	G	A	PTS
Corey Tropp	64	93	157
Sam Carrick	71	85	156
Kalle Kossila	51	90	141
Brandon Montour	25	64	89
Kevin Roy	31	57	88
Andy Welinski	24	59	83
Chase De Leo	30	50	80
Nic Kerdiles	37	39	76
Chris Mueller	28	44	72
Antoine Laganiere	37	32	69
Jaycob Megna	9	55	64
Troy Terry	23	34	57
Shea Theodore	14	43	57
Stefan Noesen	16	31	47

GOALS

Sam Carrick	71
Corey Tropp	64
Kalle Kossila	51
Nic Kerdiles	37
Antoine Laganiere	37
Kevin Roy	31
Chase De Leo	30
Chris Mueller	28
Brandon Montour	25
Kiefer Sherwood	24
Giovanni Fiore	24
Andy Welinski	24
Troy Terry	23
Sam Steel	20
Chris Wagner	18
Michael Sgarbossa	18
Eric Fehr	17
Justin Kloos	17

ASSISTS

Corey Tropp	93
Kalle Kossila	90
Sam Carrick	85
Brandon Montour	64
Andy Welinski	59
Kevin Roy	57
Jaycob Megna	55
Chase De Leo	50
Chris Mueller	44
Shea Theodore	43
Nic Kerdiles	39
Josh Mahura	35
Troy Terry	34
Antoine Laganiere	32
Stefan Noesen	31
Keaton Thompson	30

GAMES PLAYED

Jaycob Megna	216
Corey Tropp	205
Sam Carrick	189
Kalle Kossila	170
Keaton Thompson	169
Andy Welinski	146
Kevin Roy	125
Nic Kerdiles	121
Antoine Laganiere	121
Simon Benoit	121
Alex Dostie	118
Chase De Leo	117

Brandon Montour	104
Jeff Schultz	101
Scott Sabourin	98
Chris Mueller	92

PLUS-MINUS

Jaycob Megna	+62
Sam Carrick	+39
Simon Benoit	+31
Chase De Leo	+20
Brandon Montour	+17
Troy Terry	+15
Matt Bailey	+14
Kiefer Sherwood	+14
Jani Hakanpaa	+12
Adam Cracknell	+11
Kyle MacKinnon	+11
Chris Wagner	+11
Joseph Blandisi	+11
Ondrej Kase	+10
Jake Dotchin	+10
Jacob Larsson	+10

PENALTY MINUTES

Stu Bickel	405
Corey Tropp	358
Sam Carrick	233
Scott Sabourin	227
Brian McGrattan	144
Nic Kerdiles	129
Keaton Thompson	107
Mike Liambas	104
Steven Oleksy	102
Jaycob Megna	96
Stefan Noesen	96
Ben Thomson	91
Joseph Blandisi	82
Shane O'Brien	81
Joseph Cramarossa	76
Brandon Montour	76

POWER PLAY GOALS

Corey Tropp	31
Kalle Kossila	18
Sam Carrick	15
Andy Welinski	15
Nic Kerdiles	10
Antoine Laganiere	10
Kevin Roy	10
Brandon Montour	9
Nick Ritchie	8
Chris Mueller	8
Shea Theodore	7
Eric Fehr	6
Giovanni Fiore	6
Mitch Huels	5
Stefan Noesen	5

POWER PLAY ASSISTS

Kalle Kossila	49
Brandon Montour	32
Andy Welinski	31
Corey Tropp	30
Shea Theodore	23
Chris Mueller	21
Sam Carrick	20
Kevin Roy	19
Troy Terry	14

Nic Kerdiles	14
Spencer Abbott	13
Josh Mahura	13
Stefan Noesen	12
Antoine Laganiere	12
Isac Lundestrom	11
Chase De Leo	10

POWER PLAY POINTS

	G	A	PTS
Kalle Kossila	18	49	67
Corey Tropp	32	30	62
Andy Welinski	15	31	46
Brandon Montour	9	32	41
Sam Carrick	20	20	40
Chris Mueller	13	21	34
Shea Theodore	7	23	30
Kevin Roy	10	19	29
Nicolas Kerdiles	10	14	24
Antoine Laganiere	10	12	22
Troy Terry	5	14	19
Spencer Abbott	4	13	17
Stefan Noesen	5	12	17
Giovanni Fiore	6	9	15
Josh Mahura	1	13	14
Mike Sgarbossa	4	9	13

SHORTHANDED GOALS

Sam Carrick	9
Kiefer Sherwood	4
Chase De Leo	4
Chris Wagner	3
Alex Broadhurst	3
Jordan Samuels-Thomas	3
Justin Kloos	3
Ryan Garbutt	2
Adam Cracknell	2
Kenny Ryan	2
Matt Bailey	2
Stefan Noesen	2
Kalle Kossila	2
Corey Tropp	2
Jake Dotchin	1

SHORTHANDED ASSISTS

Kiefer Sherwood	4
Chase De Leo	4
Jaycob Megna	4
Corey Tropp	3
Sam Carrick	3
Simon Benoit	3
Justin Kloos	3
Jani Hakanpaa	3
Adam Cracknell	2
Kyle MacKinnon	2
Chris Wideman	2
Isac Lundestrom	2
Jacob Larsson	2
Jeff Schultz	2
Antoine Laganiere	2
Andrew Welinski	2



GULLS ALL-TIME LEADERS

SHORTHANDED POINTS

	G	A	PTS
Sam Carrick	9	3	12
Kiefer Sherwood	4	4	8
Chase De Leo	4	4	8
Justin Kloos	3	3	6
Corey Tropp	2	3	5
Jaycob Megna	1	4	5
Adam Cracknell	2	2	4
Alex Broadhurst	3	1	4
J. Thomas Samuels	3	1	4
Chris Wagner	3	0	3
Jani Hakanpaa	0	3	3
Matt Bailey	2	1	3
Stefan Noesen	2	1	3
Antoine Laganiere	1	2	3
Simon Benoit	0	3	3
Kalle Kossila	2	1	3

GAME-WINNING GOALS

Sam Carrick	10
Corey Tropp	10
Troy Terry	6
Brandon Montour	6
Antoine Laganiere	6
Kevin Roy	6
Eric Fehr	5
Max Comtois	5
Chris Wagner	5
Chris Mueller	5
Nicolas Kerdiles	5
Kalle Kossila	5
Max Jones	4
Joseph Blandisi	4
Stefan Noesen	4

SHOTS

Kalle Kossila	440
Sam Carrick	500
Corey Tropp	343
Chase De Leo	307
Brandon Montour	313
Kevin Roy	308
Andy Welinski	293
Nicolas Kerdiles	280
Antoine Laganiere	273
Jaycob Megna	261
Keaton Thompson	207
Giovanni Fiore	205
Shea Theodore	202
Chris Mueller	198
Kiefer Sherwood	190
Stefan Noesen	178

OVERTIME GOALS

Chris Wagner	2
Tyler Morley	2
Mike Sgarbossa	2
Stefan Noesen	2
Jacob Larsson	2
Brandon Montour	2
Corey Tropp	2
Dennis Rasmussen	1
Ryan White	1
Eric Fehr	1
Max Comtois	1
Nick Ritchie	1

GOALIE STATS

GAMES PLAYED

Kevin Boyle	117
Anthony Stolarz	12
Reto Berra	32
Anton Khudobin	31
Dustin Tokarski	29
Matt Hackett	29
Jeff Glass	19
Jhonas Enroth	18
John Gibson	13
Jared Coreau	13
Leland Irving	6
Ryan Faragher	5
Jeff Lerg	1

GOALS-AGAINST AVERAGE

Jhonas Enroth	1.73
Anton Khudobin	2.46
John Gibson	2.63
Reto Berra	2.66
Anthony Stolarz	2.66
Kevin Boyle	2.71
Dustin Tokarski	2.89
Jeff Glass	3.10
Matt Hackett	3.10
Leland Irving	3.47
Jared Coreau	3.57

SAVE PERCENTAGE

Jhonas Enroth	.936
Reto Berra	.922
Anthony Stolarz	.922
Anton Khudobin	.921
John Gibson	.917
Kevin Boyle	.915
Leland Irving	.909
Dustin Tokarski	.899
Jeff Glass	.897
Matt Hackett	.896
Jared Coreau	.895

WINS

Kevin Boyle	62
Anthony Stolarz	21
Anton Khudobin	19
Dustin Tokarski	18
Reto Berra	16
Jhonas Enroth	14
Matt Hackett	12
Jeff Glass	9
John Gibson	7
Jared Coreau	3

LOSSES

Kevin Boyle	38
Reto Berra	12
Anthony Stolarz	12
Matt Hackett	10
Dustin Tokarski	9
Anton Khudobin	8
Jared Coreau	6
Jeff Glass	5
John Gibson	4
Jhonas Enroth	4
Ryan Faragher	3

MINUTES

Kevin Boyle	6,652
Anthony Stolarz	2,321
Anton Khudobin	1,807
Reto Berra	1,779
Dustin Tokarski	1,680
Matt Hackett	1,469
Jhonas Enroth	1,077
Jeff Glass	1,024
John Gibson	775
Jared Coreau	672
Ryan Faragher	275

SAVES

Kevin Boyle	3,228
Anthony Stolarz	1,211
Reto Berra	936
Anton Khudobin	860
Dustin Tokarski	721
Matt Hackett	653
Jeff Glass	464
Jhonas Enroth	452
John Gibson	374
Jared Coreau	340

SHOTS AGAINST

Kevin Boyle	3,528
Anthony Stolarz	1,314
Reto Berra	1,015
Anton Khudobin	934
Dustin Tokarski	802
Matt Hackett	729
Jeff Glass	517
Jhonas Enroth	483
John Gibson	408
Jared Coreau	380

SHUTOUTS

Reto Berra	3
Kevin Boyle	2
Jhonas Enroth	2
Matt Hackett	2
John Gibson	1
Jeff Glass	1
Dustin Tokarski	1

ALL-STAR GAME

Nick Ritchie – 2016 (Syracuse)

Brandon Montour – 2016 (Syracuse)

Brandon Montour – 2017 (Lehigh Valley)

Kalle Kossila (did not play) – 2017 (Lehigh Valley)

Andy Welinski – 2018 (Utica)

Kevin Boyle – 2019 (Springfield)

Anthony Stolarz – 2020 (Ontario)

Chris Wideman – 2020 (Ontario)

FIRST TEAM AHL ALL-STAR

Brandon Montour – 2015-16

AHL ALL-ROOKIE TEAM

Brandon Montour – 2015-16

AHL PLAYER OF THE MONTH

Jhonas Enroth – January, 2017

AHL ROOKIE OF THE MONTH

Brandon Montour – November, 2015

Max Comtois – February, 2020

AHL PLAYER OF THE WEEK

Kalle Kossila – January 7, 2018

Sam Carrick – January 13, 2019

*Max Comtois – February, 23, 2020

* Denotes rookie



STATISTICS OF FORMER GULLS

SKATERS

(AMONG PLAYERS THAT PLAYED IN AT LEAST ONE GAME WITH SAN DIEGO)

PLAYER	SEASONS	POS-NO.	GP	G	A	PTS	PIM	+/-
Spencer Abbott	2016-18	RW - 11	33	9	25	34	4	+2
Acquired by Anaheim from Chicago with Sam Carrick in exchange for Kenton Helgesen and a seventh-round selection in the 2019 NHL Draft, Mar. 1, 2017. Traded by Anaheim to Binghamton in exchange for future considerations, Dec. 8, 2017.								
Pontus Aberg	2018-19	RW - 29	2	1	1	2	4	0
Claimed on waivers by Anaheim from Edmonton on Oct. 1, 2018. Traded to Minnesota in exchange for Justin Kloos, Jan. 16, 2019.								
Matt Bailey	2015-16	RW - 22	51	6	13	19	34	+14
Signed as a free agent, Mar. 26, 2015. Became a free agent, July 1, 2016.								
Matt Berry	2015-16	RW - 32	57	7	15	22	32	+6
Signed as a free agent, July 8, 2015. Became a free agent, July 1, 2016. to a professional tryout agreement (PTO), Dec. 7, 2018. Signed a one-year contract, Jan. 19, 2019. Became a free agent, July 1, 2019.								
Stu Bickel	2015-18	RW/D - 2	89	3	10	13	405	-15
Signed as a free agent, Oct. 9, 2015. Signed as a free agent, Sept. 8, 2016. Became a free agent, July 1, 2018.								
Joseph Blandisi	2017-19	C - 11	54	13	25	38	82	+11
Acquired by Anaheim from New Jersey with Adam Henrique and third-round selection in the 2019 NHL Draft in exchange for Sami Vatanen and a conditional draft pick, Nov. 30, 2017. Traded by Anaheim to Pittsburgh in exchange for Derek Grant, Jan. 17, 2019.								
Jared Boll	2017-18	RW - 40	15	1	2	3	19	+1
Signed by Anaheim as a free agent, July 5, 2016. Became a free agent, July 1, 2018.								
Kyle Bonis	2015-16	LW - 14	32	4	6	10	6	+6
Signed to a professional tryout agreement (PTO), Nov. 24, 2015. Released from PTO, Mar. 2, 2016.								
Austen Brassard	2016-17	RW - 43	20	2	2	4	13	+1
Signed to a professional tryout agreement (PTO), Nov. 5, 2016. Signed as a free agent, Nov. 29, 2016. Became a free agent, July 1, 2017.								
Rocco Carzo	2015-16	LW - 12	1	0	0	0	0	-1
Signed a professional tryout agreement (PTO), Jan. 15, 2016.								
Brian Cooper	2015-18	D - 6	82	4	16	20	35	-3
Selected by Anaheim in the fifth round (127th overall) of the 2012 NHL Draft. Signed as a free agent, Sept. 8, 2016. Became a free agent, July 1, 2018.								
Adam Cracknell	2018-19	C - 27	32	15	13	28	18	+11
Acquired by Anaheim from Toronto in exchange for Steven Oleksy, Dec. 10, 2019. Became a free agent, July 1, 2019.								
Joseph Cramarossa	2015-17	LW - 19	63	11	6	17	76	-13
Selected by Anaheim in the third round (65th overall) of the 2011 NHL Entry Draft. Claimed off waivers by Vancouver, Mar. 1, 2017.								
Robert Czarnik	2015-16	C - 21	3	0	0	0	0	-3
Signed to a professional tryout agreement (PTO), Jan. 12, 2016. Released from PTO, Jan. 22, 2016.								
Simon Despres	2015-16	D - 6	4	1	1	2	6	-4
Acquired by Anaheim from Pittsburgh in exchange for Ben Lovejoy, Mar. 2, 2015. Became a free agent, June 16, 2017.								
Jake Dotchin	2018-19	D - 2	20	4	3	7	68	+10
Signed by Anaheim as a free agent, Oct. 18, 2018. Became a free agent, July 1, 2019.								
Patrick Eaves	2018-19	RW - 18	7	0	2	2	36	-3
Acquired by Anaheim from Dallas in exchange for a conditional second-round selection in the 2017 NHL Draft, Mar. 1, 2017.								
Emerson Etem	2016-17	RW - 20	1	1	0	1	0	-2
Claimed by Anaheim off waivers from Vancouver, Oct. 13, 2016. Became a free agent, July 1, 2017.								
Eric Fehr	2017-18	C - 21	34	17	11	28	33	+6
Loaned by Toronto to San Diego, Nov. 17, 2018. Traded by Toronto to San Jose, ending loan to San Diego, Feb. 20, 2018.								
Giovanni Fiore	2017-19	LW - 13	88	24	17	41	29	-6
Signed by Anaheim as a free agent, April 17, 2017. Traded by Anaheim to Arizona in exchange for Trevor Murphy, Dec. 28, 2018.								
Chris Forney	2017-19	D - 36	6	0	0	0	0	-5
Signed by San Diego to a one-year contract, Jun. 12, 2018. Became a free agent, July 1, 2019.								
Max Friberg	2015-16	RW - 12	25	5	12	17	2	-4
Selected by Anaheim in the fifth round (143rd overall) of the 2011 NHL Draft. Traded by Anaheim to Montreal in exchange for Dustin Tokarski, Jan. 7, 2016.								

STATISTICS OF FORMER GULLS



Ryan Garbutt	2016-17	LW - 18	28	4	6	10	45	+8
Acquired by Anaheim from Chicago in exchange for Jiri Sekac, Jan. 21, 2016. Became a free agent, July 1, 2017.								
Martin Gernat	2015-16	D - 3	5	0	0	0	2	+2
Acquired from Edmonton with a fourth-round selection in the 2016 NHL Draft in exchange for Patrick Maroon, Feb. 29, 2016. Became a free agent, July 1, 2016.								
Max Gortz	2016-17	RW - 19	28	4	15	19	21	+8
Acquired by Anaheim from Nashville in exchange for left wing Andrew O'Brien, Jan. 19, 2017. Became a restricted free agent, July 1, 2017.								
Nate Guenin	2016-17	D - 5	56	2	10	12	28	+4
Signed by Anaheim as a free agent, July 2, 2016. Became a free agent, July 1, 2017.								
Greger Hanson	2015-17	LW - 34	9	1	2	3	6	+2
Signed to a professional tryout agreement (PTO), Jan. 11, 2017. Signed as a free agent, Aug. 22, 2017. Released from Standard Player Contract, Jan. 1, 2018.								
Mitch Huels	2016-19	C - 34/19	61	11	18	29	8	-8
Signed by Anaheim as a free agent, Mar. 20, 2017. Traded by Anaheim to Tampa Bay in exchange for future considerations, Oct. 18, 2019.								
Tim Jackman	2015-16	RW - 34	22	1	1	2	33	-3
Acquired from Calgary in exchange for a sixth-round selection in the 2014 NHL Draft, Nov. 21, 2013. Traded by Anaheim to Chicago with a seventh-round selection in the 2017 NHL Draft in exchange for Corey Tropp, Feb. 29, 2016.								
Ondrej Kase	2015-17	LW - 13/36	40	14	12	26	10	+10
Selected by Anaheim in the seventh round (205th overall) of the 2014 NHL Draft.								
Nic Kerdiles	2015-18	LW/C - 17	121	37	39	76	129	-7
Selected by Anaheim in the second round (36th overall) of the 2012 NHL Draft. Traded by Anaheim to Winnipeg in exchange for Chase De Leo, June 30, 2018.								
Eric Knodel	2015-16	D - 33	4	0	0	0	0	-3
Signed as a free agent, July 1, 2015. Became a free agent, July 1, 2016.								
Kalle Kossila	2015-19	C - 14	170	51	90	141	48	0
Signed by Anaheim as a free agent, Mar. 30, 2016. Became a free agent, July 1, 2019.								
Antoine Laganiere	2015-17	LW - 28	121	37	32	69	66	-1
Signed as a free agent, July 1, 2015. Signed as a free agent, Sept. 8, 2016. Became a free agent, July 1, 2017.								
Zac Larraza	2015-17	LW - 37	29	6	7	13	6	+2
Signed to a professional tryout agreement (PTO), Jan. 13, 2016. Signed as a free agent, Sept. 8, 2016. Became a free agent, July 1, 2017.								
Mike Liambas	2017-18	LW - 32	40	4	3	7	104	-5
Signed by Anaheim as a free agent, July 2, 2017. Became a free agent, July 1, 2018.								
Kyle MacKinnon	2015-17	C - 10	32	5	7	12	10	+11
Signed as a free agent, July 1, 2015. Became a free agent, July 1, 2017.								
Jake Marchment	2018-19	C - 22	5	0	2	2	12	+1
Signed to a professional tryout agreement (PTO), Dec. 26, 2018. Released from PTO, Jan. 1, 2019.								
Johno May	2018-19	F - 28	1	0	0	0	0	0
Signed to a professional tryout agreement (PTO), Jan. 1, 2019. Released from PTO, Jan. 7, 2019.								
Brian McGrattan	2015-16	RW - 16	58	9	8	17	144	-17
Signed by Anaheim as a free agent, July 10, 2015. Became a free agent, July 1, 2016.								
Brandon McNally	2016-17	RW - 34	2	0	0	0	0	0
Signed to a professional tryout agreement (PTO), Nov. 5, 2016. Released from PTO, Nov. 5, 2016.								
Steve McParland	2018-19	LW - 11	5	1	0	1	6	0
Signed to a professional tryout agreement (PTO), Dec. 27, 2018. Released from PTO, Mar. 8, 2019.								
Jaycob Megna	2015-19	D - 24	216	9	55	64	96	+62
Selected by Anaheim in the seventh round (210th overall) of the 2012 NHL Draft. Became a free agent, July 1, 2019.								
James Melindy	2016-18	D - 7/28	11	0	1	1	60	-5
Signed to a professional tryout agreement (PTO), Apr. 7, 2017. Signed as a free agent, July 31, 2017. Became a free agent, July 1, 2018.								



STATISTICS OF FORMER GULLS

Brandon Montour	2015-17	D - 26	104	25	64	89	76	+17
Selected by Anaheim in the second round (55th overall) of the 2014 NHL Draft.								
Bryan Moore	2015-16	RW - 23	29	2	5	7	35	0
Signed by Anaheim as a free agent, July 1, 2015. Became a free agent, July 1, 2016.								
Tyler Morley	2016-17	C - 38/23	50	6	13	19	14	+2
Signed to an amateur tryout agreement (ATO), Mar. 23, 2016. Signed as a free agent, Sept. 8, 2016. Became a free agent, July 1, 2017.								
Chris Mueller	2015-16	C - 15	63	20	37	57	50	-10
Signed by Anaheim as a free agent, July 1, 2015. Became a free agent, July 1, 2016.								
Trevor Murphy	2018-19	D - 29	37	3	15	18	48	+8
Acquired by Anaheim from Arizona in exchange for Giovanni Fiore, Dec. 27, 2018. Became a free agent, July 1, 2019.								
Julius Nattinen	2017-18	C - 23	55	4	8	12	10	-1
Selected by Anaheim in the second round (59th overall) of the 2015 NHL Draft. Waived unconditionally, Sept. 24, 2018.								
Stefan Noesen	2015-17	RW/C - 11	87	16	31	47	96	-3
Acquired from Ottawa with Jakob Silfverberg and a first-round selection in the 2014 NHL Entry Draft in exchange for Bobby Ryan, July 5, 2013. Claimed off waivers by New Jersey, Jan. 25, 2017.								
Andrew O'Brien	2015-17	D/LW - 25	69	6	10	16	58	+1
Selected by Anaheim in the fourth round (108th overall) of the 2012 NHL Draft. Traded by Anaheim to Nashville in exchange for Max Gortz, Jan. 19, 2017.								
Shane O'Brien	2015-16	D - 5	57	1	16	17	81	-8
Signed by Anaheim as a free agent, July 16, 2015. Became a free agent, July 1, 2016.								
Steven Oleksy	2017-19	D - 7	69	7	15	22	102	+1
Signed by Anaheim as a free agent, July 2, 2017. Traded by Anaheim to Toronto in exchange for Adam Cracknell, Dec. 11, 2018.								
Austin Ortega	2016-18	RW - 36	35	7	14	21	23	-3
Signed as a free agent, Mar. 20, 2017. Became a free agent, July 1, 2018.								
Joe Piskula	2015-16	D - 7	43	0	5	5	30	+1
Signed by Anaheim as a free agent, July 1, 2015. Became a free agent, July 1, 2016.								
Michael Pelech	2015-16	C - 33	1	0	0	0	2	0
Signed to a professional tryout agreement (PTO), Feb. 13, 2016. Released from PTO, Feb. 16, 2016.								
Marcus Pettersson	2017-18	D - 5	44	0	14	14	22	+7
Selected by Anaheim in the second round (38th overall) of the 2014 NHL Draft. Traded by Anaheim to Pittsburgh in exchange for Daniel Sprong, Dec. 3, 2018.								
Dennis Rasmussen	2017-18	C - 39	17	4	6	10	4	-1
Signed by Anaheim as a free agent, July 7, 2017. Waived by Anaheim, Feb. 12, 2018.								
Nick Ritchie	2015-16	LW - 20	38	16	14	30	59	-3
Selected by Anaheim in the first round (10th overall) of the 2014 NHL Draft.								
Kevin Roy	2015-19	LW - 41/9	125	31	57	88	36	0
Selected by Anaheim in the fourth round (97th overall) of the 2012 NHL Draft. Became a free agent, July 1, 2019.								
Kenny Ryan	2015-16	RW - 29/34	49	8	5	13	12	+1
Signed as a free agent, July 1, 2015. Signed to a professional tryout agreement (PTO), Nov. 30, 2016. Released from PTO, Dec. 18, 2016.								
Scott Sabourin	2016-18	RW - 15	98	12	12	24	227	-3
Signed as a free agent, Sept. 8, 2016. Signed by Anaheim as a free agent, July 2, 2017. Became a free agent, July 1, 2018.								
Jordan Samuels-Thomas	2016-17	LW - 42	74	13	13	26	35	+4
Signed to a professional tryout agreement (PTO), Nov. 10, 2016. Signed as a free agent, Nov. 25, 2016. Signed as a free agent, July 25, 2017. Released from Standard Player Contract, Dec. 30, 2017.								
Luke Schenn	2018-19	D - 23	22	2	8	10	9	+8
Signed by Anaheim as a free agent, July 1, 2018. Traded by Anaheim to Vancouver with a seventh-round selection in the 2020 NHL Draft in exchange for Michael Del Zotto, Jan. 17, 2019.								
Jeff Schultz	2016-18	D - 22	101	1	20	21	30	-1
Signed by Anaheim as a free agent, July 2, 2016. Signed as a free agent, July 26, 2017. Became a free agent, July 1, 2018.								

STATISTICS OF FORMER GULLS



Michael Sgarbossa	2015-17	C - 18	64	18	27	45	48	-2
Acquired by Anaheim from Colorado in exchange for Mat Clark, March 2, 2015. Traded by Anaheim to Florida in exchange for center Logan Shaw, Nov. 16, 2016.								
Logan Shaw	2016-19	C - 18/22	9	2	3	5	6	0
Acquired by Anaheim from Florida in exchange for center Michael Sgarbossa, Nov. 16, 2016. Claimed off waivers by Montreal, Jan. 15, 2018. Signed as a free agent, Oct. 10, 2018. Released from his Standard Player Contract (SPC), Nov. 9, 2018.								
Jiri Sekac	2015-16	LW - 21	1	1	0	1	0	+1
Acquired by Anaheim from Montreal in exchange for Devante Smith-Pelly, Feb. 24, 2015. Traded by Anaheim to Chicago in exchange for Jiri Sekac, Jan. 21, 2016.								
Peter Sivak	2018-19	RW - 27	1	0	0	0	0	0
Signed to a professional tryout agreement (PTO), Oct. 6, 2018. Released from PTO, Oct. 7, 2018.								
Nick Sorensen	2016-17	RW - 16	48	10	12	22	38	-3
Selected by Anaheim in the second round (45th overall) of the 2013 NHL Draft. Became a restricted free agent, July 1, 2017.								
Nick Sorkin	2016-17	LW - 41	5	0	0	0	0	-3
Signed to a professional tryout agreement (PTO), Dec. 10, 2016. Released from PTO, Dec. 18, 2016.								
Tyler Soy	2016-17	C - 32	2	0	0	0	0	0
Selected by Anaheim in the seventh round (205th overall) of the 2016 NHL Draft. Released from Standard Player Contract (SPC), Dec. 18, 2018.								
Clayton Stoner	2016-17	D - 7	3	1	0	1	12	+2
Signed by Anaheim as a free agent, July 1, 2014. Assigned by Anaheim to San Diego on a Long-Term Injury Conditioning Loan, Mar. 24, 2017. Traded to Vegas with Shea Theodore in exchange for the Golden Knights' agreement to select him in the 2017 NHL Expansion Draft.								
Ben Street	2018-19	C - 15	32	9	17	26	6	+7
Signed by Anaheim as a free agent, July 2, 2018. Became a free agent, July 1, 2019.								
Andrej Sustr	2018-19	D - 36	39	0	3	3	20	-8
Signed by Anaheim as a free agent on July 5, 2018. Became a free agent, July 1, 2019.								
Shayne Taker	2015-16	D - 38	3	0	0	0	0	+1
Signed a professional tryout agreement (PTO), Dec. 29, 2015. Released from PTO, Jan. 8, 2016.								
Nick Tarnasky	2016-17	LW - 29	32	4	5	9	53	-8
Signed as a free agent, Sept. 8, 2016. Became a free agent, July 1, 2017.								
Ryan Tesink	2018-19	LW - 22	0	0	0	0	0	0
Signed to a professional tryout agreement (PTO), Mar. 6, 2019. Released from PTO, Mar. 11, 2019.								
Shea Theodore	2015-17	D - 27	76	14	43	57	46	+8
Selected by Anaheim in the first round (26th overall) of the 2013 NHL Draft. Traded to Vegas in exchange for the Golden Knights' agreement to select defenseman Clayton Stoner in the 2017 NHL Expansion Draft.								
Jared Thomas	2018-19	LW - 22	3	0	0	0	0	-2
Acquired by San Diego from San Antonio in exchange for future considerations, Jan. 3, 2019. Became a free agent, July 1, 2019.								
Kyle Thomas	2017-18	RW - 38	7	1	1	2	0	+1
Signed as a free agent, Aug. 22, 2017. Became a free agent, July 1, 2018.								
Keaton Thompson	2016-19	D - 4	169	9	30	39	107	-13
Selected by Anaheim in the third round (87th overall) of the 2013 NHL Draft. Became a free agent, July 1, 2019.								
Nate Thompson	2015-17	C - 44/21	5	0	1	1	2	+2
Acquired by Anaheim from Tampa Bay in exchange for a fourth-round and seventh-round selection in the 2015 NHL Draft. Assigned by Anaheim to San Diego on a Long-Term Injury Conditioning Loan, Nov. 27, 2015. Assigned by Anaheim to San Diego on a Long-Term Injury Conditioning Loan, Jan. 24, 2017. Became a free agent, July 1, 2017.								
Ben Thomson	2018-19	LW - 21	53	4	9	13	91	-4
Signed by San Diego as a free agent, Sept. 5, 2018. Became a free agent, July 1, 2019.								
Chris Wagner	2015-17	C - 21	45	18	11	29	40	+11
Selected by Anaheim in the fifth round (122nd overall) of the 2010 NHL Draft. Claimed off waivers by Colorado, Nov. 15, 2015. Claimed off waivers by Anaheim, Apr. 1, 2016. Signed a two-year contract extension with Anaheim, Apr. 1, 2016.								
Ryan Walters	2015-16	LW - 37	1	0	0	0	0	-2
Signed to a professional tryout agreement (PTO), Nov. 24, 2015. Released from PTO, Nov. 29, 2015.								

Andy Welinski	2016-19	D - 37/3	146	24	59	83	56	-8
Selected by Anaheim in the third round (83rd overall) of the 2011 NHL Draft. Became a free agent, July 1, 2019.								
Ryan White	2017-18	RW - 27	21	3	6	9	52	+4
Signed to a professional tryout agreement (PTO), Nov. 17, 2017. Released from PTO, Feb. 8, 2018.								
Harry Zolnierczyk	2015-16	LW - 9	24	6	3	9	31	-3
Signed by Anaheim as a free agent, July 3, 2015. Became a free agent, July 1, 2016.								

GOALTENDERS

PLAYER	SEASONS	POS-NO.	GP	MIN	GA	GAA	RECORD	SV%
Reto Berra	2017-18	G - 1	32	1779	79	2.66	16-12-2	.922
Signed by Anaheim as a free agent, July 5, 2017. Became a free agent, July 1, 2018.								
Jared Coreau	2018-19	G - 1	13	672	40	3.57	3-6-3	.895
Signed by Anaheim as a free agent on July 5, 2018. Traded by Anaheim to St. Louis in exchange for future considerations, Jan. 3, 2019.								
Jhonas Enroth	2016-17	G - 1	21	1255	40	1.91	16-5-0	.931
Acquired by Anaheim from Toronto in exchange for a seventh-round selection in the 2018 NHL Draft, Jan. 10, 2017. Became a free agent, July 1, 2017.								
Ryan Faragher	2015-16	G - 30	5	275	17	3.71	2-3-0	.891
Signed as a free agent, July 1, 2015. Signed to an amateur tryout agreement (ATO), Dec. 29, 2017.								
John Gibson	2015-16	G - 36	13	775	34	2.63	7-4-1	.917
Selected by Anaheim in the second round (39th overall) of the 2011 NHL Draft.								
Jeff Glass	2018-19	G - 30	19	1024	53	3.10	10-5-2	.897
Acquired by Anaheim from Toronto in exchange for future considerations, Dec. 10, 2018. Became a free agent, July 1, 2019.								
Matt Hackett	2015-17	G - 31	29	1469	76	3.10	12-10-2	.896
Signed by Anaheim as a free agent, July 1, 2015. Became a free agent, July 1, 2017.								
Leland Irving	2017-18	G - 31	6	260	15	3.47	1-3-0	.909
Acquired from Lehigh Valley in exchange for future considerations, Oct. 9, 2017. Became a free agent, July 1, 2018.								
Anton Khudobin	2015-16	G - 35	31	1807	74	2.46	19-8-3	.921
Acquired by Anaheim from Carolina in exchange for James Wisniewski, June 27, 2015. Became a free agent, July 1, 2016.								
Jeff Lerg	2015-16	G - 1	1	25	0	0.00	0-0-0	1.000
Signed to a professional tryout agreement (PTO), Dec. 4, 2015. Released from PTO, Dec. 8, 2018.								
Dustin Tokarski	2015-17	G - 39	29	1680	81	2.89	18-9-1	.899
Acquired by Anaheim from Montreal in exchange for Max Friberg, Jan. 7, 2016. Traded by Anaheim to Philadelphia in exchange for future considerations, Oct. 9, 2017.								



Anaheim Ducks 2019 first-round pick Trevor Zegras

2020 NHL ENTRY DRAFT

ROUND	OVERALL	SELECTION	POS	CLUB
1	6	Jamie Drysdale	C	Erie (OHL)
1	27	Jacob Perreault	RW	Sarnia (OHL)
2	36	Sam Colangelo	RW	Chicago (USHL)
3	67	Ian Moore	D	St. Marks School (HIGH-MA)
4	104	Thimo Nickl	D	Drummondville (QMJHL)
5	12	Artyom Galimov	LW	Kazan (Russia)
6	160	Albin Sundsvik	C	Skelleftea Jr. (Sweden-Jr.)
7	207	Ethan Bowen	C	Chilliwack (BCHL)

2019 NHL ENTRY DRAFT (VANCOUVER, BRITISH COLUMBIA)

ROUND	OVERALL	SELECTION	POS	CLUB
1	9	Trevor Zegras	C	USNTDP
1	29	Brayden Tracey	LW	Moose Jaw (WHL)
2	39	Jackson LaCombe	D	Chicago (USHL)
4	101	Henry Thrun	D	USNTDP
5	132	Trevor Janicke	C	Central Illinois (USHL)
6	163	Wil Francis	D	Cedar Rapids (USHL)
6	175	Mathew Hill	D	Barrie (OHL)

2018 NHL ENTRY DRAFT (DALLAS, TEXAS)

ROUND	OVERALL	SELECTION	POS	CLUB
1	23	Isac Lundestrom	C	Lulea (Sweden)
2	54	Benoit-Olivier Groulx	C	Halifax (QMJHL)
3	79	Blake McLaughlin	LW	Chicago (USHL)
3	85	Lukas Dostal	G	Trebic (Czech Republic)
4	116	Jack Perbix	RW	Elk River (MN High School)
5	147	Roman Durny	G	Des Moines (USHL)
6	178	Hunter Drew	D	Charlottetown (QMJHL)

2017 NHL ENTRY DRAFT (CHICAGO, ILLINOIS)

ROUND	OVERALL	SELECTION	POS	CLUB
2	50	Maxime Comtois	LW	Victoriaville (QMJHL)
2	60	Antoine Morand	C	Acadie-Bathurst (QMJHL)
3	91	Jack Badini	C	Chicago (USHL)
4	122	Kyle Olson	RW	Tri-City (WHL)
5	153	Olle Eriksson-Ek	G	Farjestad Jr. (Sweden Jr.)

2016 NHL ENTRY DRAFT (BUFFALO, NEW YORK)

ROUND	OVERALL	SELECTION	POS	CLUB
1	24	Max Jones	LW	London (OHL)
1	30	Sam Steel	C	Regina (WHL)
3	85	Josh Mahura	D	Red Deer (WHL)
4	93	Jack Kopacka	LW	Sault Ste. Marie (OHL)
4	115	Alex Dostie	C	Gatineau (QMJHL)
7	205	Tyler Soy	C	Victoria (WHL)



ANAHEIM DUCKS ALL-TIME DRAFT PICKS

2015 NHL ENTRY DRAFT (SUNRISE, FLORIDA)

ROUND	OVERALL	PLAYER	POS	CLUB
1	27	Jacob Larsson	D	Frolunda (SHL)
2	59	Julius Nattinen	C	JYP Jyvaskyla (Finland)
3	80	Brent Gates Jr.	C	Green Bay (USHL)
3	84	Deven Sideroff	RW	Kamloops (WHL)
5	148	Troy Terry	C	USNTDP (U-18)
6	178	Steven Ruggiero	D	USNTDP (U-18)
6	179	Garrett Metcalf	G	Madison (USHL)

2014 NHL ENTRY DRAFT (PHILADELPHIA, PENNSYLVANIA)

ROUND	OVERALL	PLAYER	POS	CLUB
1	10	Nick Ritchie	LW	Peterborough (OHL)
2	38	Marcus Pettersson	D	Skelleftea Jr. (Sweden)
2	55	Brandon Montour	D	Waterloo (USHL)
5	123	Matt Berkovitz	D	Ashwaubenon (High-WI)
7	205	Ondrej Kase	RW	Chomutov (Czech Republic)

2013 NHL ENTRY DRAFT (NEWARK, NEW JERSEY)

ROUND	OVERALL	PLAYER	POS	CLUB
1	26	Shea Theodore	D	Seattle (WHL)
2	45	Nick Sorensen	RW	Quebec (QMJHL)
3	87	Keaton Thompson	D	U.S. National U-18 (USDP)
5	147	Grant Besse	RW	Benilde-St. Margaret's (High-MN)
6	177	Miro Aaltonen	C	Espoo (Finland)

2012 NHL ENTRY DRAFT (PITTSBURGH, PENNSYLVANIA)

ROUND	OVERALL	PLAYER	POS	CLUB
1	6	Hampus Lindholm	D	Rogle Jr. (Sweden)
2	36	Nicolas Kerdiles	LW	U.S. National U-18 (USDP)
3	87	Frederik Andersen	G	Frolunda (Sweden)
4	97	Kevin Roy	C	Lincoln (USHL)
4	108	Andrew O'Brien	D	Chicoutimi (QMJHL)
5	127	Brian Cooper	D	Fargo (USHL)
7	187	Kenton Helgesen	D	Calgary (WHL)
7	210	Jaycob Megna	D	Nebraska-Omaha (WCHA)

2011 NHL ENTRY DRAFT (ST. PAUL, MINNESOTA)

ROUND	OVERALL	PLAYER	POS	CLUB
1	30	Rickard Rakell	RW	Plymouth (OHL)
2	39	John Gibson	G	U.S. National U-18 (USDP)
2	53	William Karlsson	C	Vasteras Jr. (Sweden)
3	65	Joseph Cramarossa	C	Mississauga (OHL)
3	83	Andy Welinski	D	Green Bay (USHL)
5	143	Max Friberg	RW	Skovde (Sweden-1)
6	160	Josh Manson	D	Salmon Arm (BCHL)

2010 NHL ENTRY DRAFT (LOS ANGELES, CALIFORNIA)

ROUND	OVERALL	PLAYER	POS	CLUB
1	12	Cam Fowler	D	Windsor (OHL)
1	29	Emerson Etem	RW	Medicine Hat (WHL)
2	42	Devante Smith-Pelly	RW	Mississauga (OHL)
5	122	Chris Wagner	C	South Shore (EJHL)
5	132	Tim Heed	D	Sodertalje (Sweden)
6	161	Andreas Dahlstrom	C	Stockholm AIK (Sweden-2)
6	177	Kevin Lind	D	Chicago (USHL)
7	192	Brett Perlini	C	Michigan State (CCHA)





RECORDS

SAN DIEGO GULLS INDIVIDUAL RECORDS

MOST GOALS

Career.....	71	Sam Carrick, 2016-17 through 2019-20
Season.....	32	Sam Carrick (2018-19)
by a Forward.....	32	Sam Carrick (2018-19)
by a Defenseman.....	13	Brandon Montour, 2016-17
Game.....	3	Six times: A. Welinski, Mar. 31, 2017 @ TUC; C. Tropp, Jan. 3, 2018 @ TEX; G. Fiore, Jan. 17, 2018 @ TUC; S. Carrick, Nov. 25, 2018 @ STK; S. Carrick, Nov. 13, 2019 vs. SJ; K. Sherwood, Jan. 31, 2020 vs. SJ
by a Forward.....	3	Five times: C. Tropp, Jan. 3, 2018 @ TEX; G. Fiore, Jan. 17, 2018 @ TUC; S. Carrick, Nov. 25, 2018 @ STK; S. Carrick, Nov. 13, 2019 vs. SJ; K. Sherwood, Jan. 31, 2020 vs. SJ
by a Defenseman.....	3	Andy Welinski, Mar. 31, 2017 @ TUC
Period.....	3	Two times: C. Tropp, Jan. 3, 2018 @ TEX (second); G. Fiore, Jan. 17, 2018 @ TUC (third)

MOST ASSISTS

Career.....	93	Corey Tropp, 2015-16 through 2019-20
Season.....	45	Brandon Montour, 2015-16
by a Forward.....	37	Chris Mueller, 2015-16
by a Defenseman.....	45	Brandon Montour, 2015-16
Game.....	4	Kalle Kossila, Jan. 3, 2018 @ TEX
by a Forward.....	4	Kalle Kossila, Jan. 3, 2018 @ TEX
by a Defenseman.....	3	Six times: S. Theodore, Apr. 2, 2016 vs. SJ; B. Montour, Dec. 26, 2016 vs. TUC; A. Welinski, Feb. 24, 2017 vs. TEX; J. Menga, Jan. 17, 2018 @ TUC; C. Wideman, Nov. 13, 2019 vs. SJ; C. Wideman, Feb. 15, 2020 @ IA
Period.....	3	Three times: C. Mueller, Feb. 13, 2016 @ CHA (second); K. Kossila, Jan. 3, 2018 @ TEX (second); J. Menga, Jan. 17, 2018 @ TUC (third)

MOST POINTS

Career.....	148	Corey Tropp, 2015-16 through 2018-19 (63-85=148)
Season.....	61	Sam Carrick, 2018-19 (32-29=61)
by a Forward.....	61	Sam Carrick, 2018-19 (32-29=61)
by a Defenseman.....	57	Brandon Montour, 2015-16 (12-45=57)
Game.....	5	Sam Carrick, Nov. 25, 2018 @ STK (3-2=5)
by a Forward.....	5	Sam Carrick, Nov. 25, 2018 @ STK (3-2=5)
by a Defenseman.....	4	B. Montour (twice), Nov. 11, 2015 vs. BAK (2-2=4) & Dec. 26, 2016 vs. TUC (1-3=4); A. Welinski, Mar. 31, 2017 @ TUC (3-1=4)
Period.....	3	13 times, last: Sam Steel, Feb. 1, 2019 vs. ONT (1-2=3, second)

MOST POWER PLAY GOALS

Career.....	32	Corey Tropp, 2015-16 through 2019-20
Season.....	11	Three times: C. Tropp (twice), 2016-17 & 2017-18; S. Carrick, 2018-19
Game.....	3	Corey Tropp, Jan. 3, 2018 @ TEX
Period.....	3	Corey Tropp, Jan. 3, 2018 @ TEX (second)

MOST POWER PLAY ASSISTS

Career.....	49	Kalle Kossila, 2015-16 through 2018-19
Season.....	24	Brandon Montour, 2015-16

MOST POWER PLAY POINTS

Career.....	67	Kalle Kossila, 2015-16 through 2018-19
Season.....	30	Brandon Montour, 2015-16

MOST SHORTHANDED GOALS

Career.....	9	Sam Carrick, 2016-17 through 2018-19
Season.....	4	Sam Carrick, 2019-20

RECORDS



MOST SHORTHANDED ASSISTS

Career.....	4	Jaycob Megna, 2015-16 through 2018-19
Season.....	4	Jaycob Megna, 2016-17

MOST SHORTHANDED POINTS

Career.....	7	Sam Carrick (9-3=12), 2016-17 through 2019-20
Season.....	5	Four times: Jaycob Megna (1-4=5), 2016-17; Justin Kloos (3-2=5), 2019-20; Kiefer Sherwood (3-2=5), 2019-20; Sam Carrick (4-1=5), 2019-20

MOST SHOTS

Career.....	500	Sam Carrick, 2016-17 through 2019-20
Season.....	173	Chase De Leo, 2018-19
Game.....	12	Brandon Montour, Oct. 26, 2016 vs. STK

MOST PENALTY MINUTES

Career.....	405	Stu Bickel, 2015-16 through 2017-18
Season.....	210	Stu Bickel, 2015-16
Game.....	40	Stu Bickel, Oct. 27, 2017 @ TEX

MOST GAMES PLAYED

Career.....	216	Jaycob Megna, 2015-16 through 2018-19
Season.....	68	Brandon Montour, 2015-16

HIGHEST PLUS/MINUS (+/-)

Career.....	+62	Jaycob Megna, 2015-16 through 2018-19
Season.....	+33	Jaycob Megna, 2016-17
Game.....	+5	Two times: Josh Mahura, Feb. 1, 2019 vs. ONT; Jani Hakanpaa, Dec. 27, 2019 @ ONT

HIGHEST SHOOTING PERCENTAGE

Career (min. 15 goals).....	23.9%	Eric Fehr, 2017-18
Season (min. 7 goals).....	24.1%	Troy Terry, 2019-20

MOST GAME-WINNING GOALS

Career.....	13	Chris Mueller, 2015-16 through 2019-20
Season.....	5	Three times: Eric Fehr, 2017-18; Sam Carrick, 2018-19; Max Comtois, 2019-20

MOST OVERTIME GOALS

Career.....	2	M. Sgarbossa, S. Noesen, C. Wagner, C. Tropp, B. Montour (2015-16 through 2016-17)
Season.....	2	M. Sgarbossa, S. Noesen (2015-16); B. Montour (2016-17)

LONGEST SCORING STREAKS

Point Streak.....	11 games	Troy Terry, Oct. 19-Nov. 23, 2018 (7-9=16)
Goal Streak.....	6 games	Adam Cracknell, Jan. 9-21, 2019 (6-4=10)
Assist Streak.....	6 games	Sam Carrick, Feb. 14-Mar. 2, 2018 (4-6=10); Troy Terry, Oct. 19-Nov. 7, 2018 (3-6=9)
Multi-Point Game Streak.....	5 games	Chris Mueller, Feb. 26-Mar. 8, 2016 (6-6=12)
Multi-Goal Game Streak.....	2 games	Chris Mueller, Mar. 5-8, 2016 (4-1=5)

GULLS GOALTENDER RECORDS

MOST GAMES PLAYED

Career.....	117	Kevin Boyle, 2016-17 through 2019-20
Season.....	43	Kevin Boyle, 2018-19

MOST MINUTES PLAYED

Career.....	6,652	Kevin Boyle, 2016-17 through 2019-20
Season.....	2,362	Kevin Boyle, 2018-19



RECORDS

MOST WINS

Career.....	62	Kevin Boyle, 2016-17 through 2019-20
Season.....	24	Kevin Boyle, 2018-19

MOST LOSSES

Career.....	38	Kevin Boyle, 2016-17 through 2019-20
Season.....	13	Kevin Boyle (twice), 2017-18 & 2018-19

MOST OT/SO LOSSES

Career.....	10	Kevin Boyle, 2016-17 through 2019-20
Season.....	6	Kevin Boyle, 2016-17; Anthony Stolarz, 2019-20

MOST SHUTOUTS

Career.....	3	Reto Berra, 2017-18
Season.....	3	Reto Berra, 2017-18

MOST SAVES

Career.....	3,228	Kevin Boyle, 2016-17 through 2019-20
Season.....	1,211	Anthony Stolarz, 2019-20
Game.....	53	Kevin Boyle, Feb. 17, 2018 vs. ONT (53-of-55)
Period.....	23	Jared Coreau, Oct. 20, 2018 vs. BAK (third, 23-of-24)
Overtime.....	7	Kevin Boyle, Feb. 10, 2018 @ SJ (7-of-7)

MOST SHOTS FACED

Career.....	3,528	Kevin Boyle, 2016-17 through 2019-20
Season.....	1,314	Anthony Stolarz, 2019-20
Game.....	55	Kevin Boyle, Feb. 17, 2018 vs. ONT (53-of-55)
Period.....	24	Jared Coreau, Oct. 20, 2018 vs. BAK (third, 23-of-24)
Overtime.....	7	Kevin Boyle, Feb. 10, 2018 @ SJ (7-of-7)

MOST GOALS ALLOWED

Career.....	300	Kevin Boyle, 2016-17 through 2019-20
Season.....	114	Kevin Boyle, 2018-19
Game.....	7	Two times: John Gibson, Nov. 20, 2015 @ GR; Matt Hackett, Nov. 5, 2016 @ STK
Period.....	5	Jeff Glass, Feb. 9, 2019 @ BAK (second)

FEWEST GOALS ALLOWED

Career (min. 25 games).....	74	Anton Khudobin, 2015-16
Season (min. 15 GP).....	31	Jhonas Enroth, 2016-17
Game.....	0	12 times (3 by R. Berra; 2 by Kevin Boyle; 2 by J. Enroth; 2 by M. Hackett; 1 by J. Glass; 1 by D. Tokarski; 1 by J. Gibson)

LOWEST GOALS-AGAINST AVERAGE

Career (min. 25 games).....	2.46	Anton Khudobin, 2015-16
Season (min. 15 GP).....	1.73	Jhonas Enroth, 2016-17

HIGHEST GOALS-AGAINST AVERAGE

Career (min. 25 games).....	3.48	Jeff Glass, 2018-19
Season (min. 15 GP).....	3.48	Jeff Glass, 2018-19

HIGHEST SAVE PERCENTAGE

Career (min. 25 games).....	0.922	Reto Berra, 2017-18
Season (min. 15 GP).....	0.936	Jhonas Enroth, 2016-17

RECORDS



MOST ASSISTS

Career.....	4	Anthony Stolarz, 2019-20
Season.....	4	Anthony Stolarz, 2019-20
Game.....	1	12 times, last: Anthony Stolarz, Jan. 24, 2020 @ GR

GOALTENDING STREAKS

Most consecutive games played.....	16	Anton Khudobin, Feb. 19-30, 2016 (12-1-2)
Most consecutive starts.....	12	Kevin Boyle, Mar. 9-Apr. 12, 2019 (5-5-1)
Most consecutive shutouts.....	0	N/A
Longest winning streak.....	10	Kevin Boyle, Dec. 15, 2018-Jan. 12, 2019 (10-0-0)
Longest unbeaten streak (in regulation).....	14	Anton Khudobin, Feb. 13-Mar. 19, 2016 (11-0-2)
Longest losing streak (in regulation).....	4	Reto Berra, Mar. 28-Apr. 14, 2018 (0-4-0); Anthony Stolarz, Oct. 4-26, 2019 (0-4-0)
Longest winless streak.....	6	Kevin Boyle, Oct. 12-Nov. 29, 2019 (0-4-0)
Longest shutout sequence.....	137:13	John Gibson, Oct. 21-30, 2015 (spanning 3 games)

GULLS ROOKIE RECORDS

MOST GOALS

Season.....	20	Sam Steel, 2018-19
Game.....	3	Giovanni Fiore, Jan. 17, 2018 @ TUC (3-0=3)

MOST ASSISTS

Season.....	45	Brandon Montour, 2015-16
Game.....	3	S. Theodore (0-3=3), Apr. 2, 2016 vs. SJ; A. Welinski, Feb. 24, 2017 vs. TEX (0-3=3); S. Steel, Mar. 13, 2019 @ BAK (1-3=4)

MOST POINTS

Season.....	57	Brandon Montour, 2015-16 (12-45=57)
Game.....	4	B. Montour, Nov. 11, 2015 vs. BAK (2-2=4); A. Welinski, Mar. 31, 2017 @ TUC (3-1=4); S. Steel (twice), Feb. 1, 2019 vs. ONT (2-2=4); Mar. 13, 2019 @ BAK (1-3=4)

MOST POWER PLAY GOALS

Season.....	8	Nick Ritchie, 2015-16
Game.....	2	Odrej Kase, Oct. 26, 2016 vs. STK

MOST POWER PLAY ASSISTS

Season.....	24	Brandon Montour, 2015-16
-------------	----	--------------------------

MOST POWER PLAY POINTS

Season.....	30	Brandon Montour, 2015-16
-------------	----	--------------------------

MOST SHORTHANDED GOALS

Season.....	1	Two times: Sam Steel & Kiefer Sherwood (2018-19)
Game.....	1	Sam Steel, Feb. 20, 2019 vs. TUC; Kiefer Sherwood, Mar. 19, 2019 @ MB; Antoine Morand, Feb. 21, 2020 @ BAK

MOST SHOTS

Season.....	164	Giovanni Fiore, 2017-18
Game.....	9	Max Jones, Nov. 10, 2018 vs. COL

MOST WINS (GOALTENDERS)

Season.....	19	Kevin Boyle, 2017-18
-------------	----	----------------------



RECORDS

GULLS TEAM HIGHS

MOST GOALS

Season.....	236	2018-19 (3.47 per-game avg., not including goals awarded for shootout wins)
Game.....	9	Nov. 13, 2019 vs. SJ
First Period.....	6	March 31, 2017 @ TUC
Second Period.....	4	Four times: Feb. 13, 2016 @ CHA; Oct. 7, 2017 @ TUC; Feb. 1, 2019 vs. ONT; Feb. 16, 2019 @ SJ
Third Period.....	5	Two times: Jan. 25, 2017 @ TUC; Nov. 13 vs. SJ

MOST ASSISTS

Season.....	405	2018-19
Game.....	16	Mar. 31, 2017 @ TUC
Period.....	12	Mar. 31, 2017 @ TUC (first)

MOST POINTS (GOALS + ASSISTS)

Season.....	641	2018-19 (236-405=641)
Game.....	24	Mar. 25, 2017 @ TUC (8-16=24)
Period.....	18	Mar. 25, 2017 @ TUC (first, 6-12=18)

MOST SHOTS

Season.....	2,195	2016-17 (3.28 per-game average)
Game.....	50	Two times: Feb. 24, 2016 @ STK; Apr. 6, 2016 vs. BAK
First Period.....	22	Jan. 25, 2017 @ TUC
Second Period.....	19	Jan. 3, 2018 @ TEXC
Third Period.....	25	Dec. 17, 2016 vs. STK
Overtime.....	6	Four times: Mar. 5, 2016 vs. STK; Mar. 8, 2017 vs. SJ; Dec. 22, 2017 vs. ONT; Dec. 13, 2019 @ COL

MOST POWER PLAY GOALS

Season.....	62	2017-18 (62-283, 21.9%)
Game.....	4	Three times: Nov. 17, 2017 vs. TUC (4-9); Jan. 5, 2018 vs. SJ (4-5); Mar. 6, 2019 vs. STK (4-8)
Period.....	3	Three times: Mar. 8, 2017 vs. SJ (first); Nov. 17, 2017 vs. TUC (third); Jan. 3, 2018 @ TEX (second)

MOST POWER PLAY OPPORTUNITIES

Season.....	283	2017-18 (62-283, 21.9%)
Game.....	11	Dec. 21, 2018 vs. ONT (1-11)
Period.....	6	Two times: Dec. 21, 2018 vs. ONT (0-6); Jan. 11, 2017 vs. STK (1-6)

MOST SHORTHANDED GOALS

Season.....	17	2019-20
Game.....	2	Three times: Feb. 3, 2018 vs. TUC; Nov. 13, 2019 vs. SJ; Jan. 31, 2020 vs. SJ
Period.....	2	Two times: Feb. 3, 2018 vs. TUC (third, K. Kossila & S. Carrick); Nov. 13, 2019 vs. SJ (third, J. Kloos & C. De Leo)

MOST PENALTY MINUTES

Season.....	1,239	2015-16 (18.22 per-game average)
Game.....	85	Oct. 24, 2015 @ BAK
Period.....	76	Mar. 22, 2017 vs. SJ (third)

MOST STANDINGS POINTS

Season.....	91	2016-17 (43-20-3-2)
Month.....	20	Two times: Feb. 2017 (10-2-0-0); Feb. 2020 (9-2-2-0)

MOST PENALTY MINUTES

Season.....	59	Nick Ritchie, 2015-16
Game.....	17	Nick Ritchie, Dec. 31, 2015 @ TEX
Game.....	+5	Josh Mahura, Feb. 1, 2019 vs. ONT

MOST GAMES PLAYED

Season.....	68	Brandon Montour, 2015-16
-------------	----	--------------------------

RECORDS



HIGHEST PLUS/MINUS (+/-)

Season.....	+19	Kalle Kossila, 2016-17
-------------	-----	------------------------

HIGHEST SHOOTING PERCENTAGE

Season (minimum 5 goals).....	35.7	Zac Larraza, 2016-17
-------------------------------	------	----------------------

MOST GAME-WINNING GOALS

Season.....	5	Max Comtois, 2019-20
-------------	---	----------------------

MOST OVERTIME GOALS

Season.....	1	N. Ritchie, 2015-16; K. Roy, 2016-17; J. Larsson & K. Sherwood, 2017-18; T. Terry; S. Steel 2018-19, M. Comtois (2019-20)
-------------	---	---

LONGEST ROOKIE SCORING STREAKS

Point Streak.....	11 games	Troy Terry, Oct. 19-Nov. 23, 2018 (7-9=16)
Goal Streak.....	5 games	Max Comtois, Feb. 15-22, 2020 (6-2=8)
Assist Streak.....	6 games	Three times: S. Theodore, Mar. 16-Apr. 6, 2019 (1-8=9); K. Kossila, Dec. 31, 2016-Jan. 16, 2017 (1-8=9); T. Terry, Oct. 19-Nov. 7, 2018 (3-6=9)

MOST GOALS (DEFENSEMEN)

Season.....	12	Brandon Montour, 2015-16
-------------	----	--------------------------

MOST ASSISTS (DEFENSEMEN)

Season.....	45	Brandon Montour, 2015-16
-------------	----	--------------------------

MOST POINTS (DEFENSEMEN)

Season.....	57	Brandon Montour, 2015-16
-------------	----	--------------------------

MOST GAMES PLAYED (DEFENSEMEN)

Season.....	68	Brandon Montour, 2015-16
-------------	----	--------------------------

HIGHEST PLUS/MINUS (DEFENSEMEN)

Season.....	+16	Simon Benoit, 2018-19
-------------	-----	-----------------------

MOST SAVES (GOALTENDERS)

Season.....	1,062	Kevin Boyle, 2017-18
-------------	-------	----------------------

MOST SHOTS FACED (GOALTENDERS)

Season.....	1,153	Kevin Boyle, 2017-18
-------------	-------	----------------------

MOST MINUTES (GOALTENDERS)

Season.....	2,052	Kevin Boyle, 2017-18
-------------	-------	----------------------

MOST WINS

Season.....	43	2016-17 (43-20-3-2)
Month.....	10	Feb. 2017 (10-2-0-0)

MOST LOSSES

Season.....	28	2017-18 (36-28-3-1)
Month.....	7	Two times: Nov. 2017 (3-7-0-0); Feb. 2019 (4-7-1-0)

MOST OVERTIME LOSSES

Season.....	5	2018-19 (36-24-5-3)
Month.....	2	Two times: Apr. 2016 (4-1-2-0); Mar. 2018 (6-4-2-1)

MOST SHOOTOUT LOSSES

Season.....	3	2018-19 (36-24-5-3)
Month.....	2	Dec. 2018 (6-4-0-2)



RECORDS

GULLS TEAM LOWS

FEWEST GOALS

Season.....198 2017-18 (2.91 per-game avg., not including goals awarded for shootout wins)

FEWEST ASSISTS

Season.....338 2015-16

FEWEST POINTS (GOALS + ASSISTS)

Season.....542 2015-16 (204-338=542)

FEWEST SHOTS

Season.....1,956 2017-18 (28.76 per-game average)
Game.....12 Nov. 11, 2017 vs. ONT
First Period.....3 Six times, last: Jan. 19, 2019 @ BAK
Second Period.....0 Nov. 11, 2017 vs. ONT
Third Period.....0 Oct. 28, 2017 @ SA
Overtime.....0 Eight times, last: Jan. 14, 2019 @ IA

FEWEST POWER PLAY GOALS

Season.....55 2015-16; 2016-17

FEWEST POWER PLAY OPPORTUNITIES

Season.....265 2015-16
Game.....0 Four times, last: Dec. 3, 2018 @ SJ

FEWEST SHORTHANDED GOALS

Season.....5 2017-18

FEWEST PENALTY MINUTES

Season.....978 2018-19 (14.38 per-game average)
Game.....0 Dec. 27, 2018 vs. BAK

FEWEST WINS

Season.....36 2017-18 (36-28-3-1); 2018-19 (36-24-5-3)
Month (minimum 5 GP).....1 Apr. 2018 (1-5-0-0)

FEWEST REGULATION LOSSES

Season.....20 2016-17
Month (minimum 5 GP).....1 Four times: Oct. 2015 (6-1-0-0); Apr. 2016 (4-1-2-0); Jan. 2017 (8-1-0-1); Apr. 2019 (3-1-1-0)

FEWEST OVERTIME LOSSES

Season.....3 2016-17; 2017-18
Month.....0 15 times

FEWEST SHOOTOUT LOSSES

Season.....1 2017-18
Month.....0 17 times

*Season lows based on 68-game season.



RECORDS

GULLS MISCELLANEOUS RECORDS

Longest winning streak.....8 Dec. 27, 2018-Jan. 12, 2019 (8-0-0-0)
Home.....7 Feb. 24-Mar. 22, 2017 (7-0-0-0)
Road.....6 Dec. 29, 2018-Jan. 12, 2019 (6-0-0-0)
Longest regulation losing streak....6 Oct. 4-26, 2019 (0-6-0-0)
Home.....4 Nov. 3-11, 2017 (0-4-0-0)
Road.....5 Mar. 31-Apr. 13, 2018 (0-5-0-0)
Longest point streak.....15 Dec. 14, 2018-Jan. 16, 2019 (12-0-1-2)
Home.....9 Feb. 3-Mar. 16, 2018 (8-0-1-0)
Road.....10 Two times: Dec. 29, 2016-Feb. 7, 2017 (9-0-0-1); Dec. 14, 2018-Jan. 21, 2019 (7-0-1-2)
Longest winless streak.....7 Dec. 10-27, 2016 (0-5-1-1)
Home.....6 Dec. 13, 2016-Jan. 6, 2017 (0-4-1-1)
Road.....5 Three times: Feb. 18-Mar. 10, 2018 (0-3-1-1); Mar. 31-Apr. 14, 2018 (0-5-0-0); Dec. 3-22, 2018 (0-3-0-2)

CONSECUTIVE MULTIPLE-GOAL GAMES BY INDIVIDUAL PLAYERS

Most consecutive multi-goal games.....2 Mar. 5-8, 2016 (Mueller)
Most consecutive multi-goal games by diff. players.....2 Two times: Nov. 13, 2019 vs. SJ (Carrick & Kloos); Nov. 15, 2019 @ ONT (Wideman); Jan. 31, 2020 (Sherwood)-Feb. 1, 2020 (Pietila)

Most consecutive multi-goal games to start season.... N/A

CONSECUTIVE POWER PLAY GOALS AND ATTEMPTS

Most consecutive games scoring a PP goal.....8 Oct. 7-28, 2017 (12-for-51, .235)
Most consecutive games not scoring a PP goal.....6 Nov. 23-Dec. 11, 2019 (0-for-22)
Most consecutive attempts scoring a PP goal.....4 Dec. 13, 2017 vs. STK (3)-Dec. 16, 2017 vs. STK (1) (spanning two games)
Most consecutive attempts without a PP goal.....24 Dec. 6-26, 2016 (spanning seven games)

CONSECUTIVE PENALTY KILLING ATTEMPTS

Most consecutive games allowing a PP goal.....7 Nov. 17-Dec. 5, 2017 (17-for-29, .586)
Most consecutive games not allowing a PP goal.....8 Mar. 1-19, 2019 (30-for-30)
Most consecutive shorthanded stops (no goal).....30 Mar. 1-19, 2019 (spanning eight games)
Most consecutive opponent PP attempts scoring.....2 Two times: Apr. 3, 2019 @ SJ (spanning one game); Oct. 11, 2019 @ SJ (spanning one game)

SINGLE GAME

EARLIEST GOALS SCORED

Earliest goals scored from the start of a game.....0:08 Justin Kloos, Dec. 27, 2019 @ ONT
Earliest two goals scored from the start of a game.....0:26 J. Megna (0:17), K. Kossila (0:26), Mar. 17, 2018 vs. BAK
Earliest three goals scored from the start of a game.. 4:03 M. Gortz (2:04), C. Stoner (3:24), K. Roy (4:03), Mar. 31, 2017 @ TUC
Earliest four goals scored from the start of a game.....6:16 M. Gortz (2:04), C. Stoner (3:24), K. Roy (4:03), A. Welinski (6:16), Mar. 31, 2017 @ TUC
Earliest five goals scored from the start of a game ...16:54 N. Sorensen (8:02), A. Laganieri (10:01), S. Carrick (12:15), C. Tropp (14:01), A. Laganieri (16:54), Mar. 8, 2017 vs. SJ
Earliest goal scored from the start of a 2nd period.....0:24 Max Jones, Jan. 6, 2019 @ ONT
Earliest goal scored from the start of a 3rd period.....0:14 Chris Mueller, Mar. 5, 2016 vs. STK
Earliest goal scored from the start of an overtime.....0:46 Josh Mahura, Jan. 10, 2020 vs. IA



RECORDS

EARLIEST GOALS GIVEN UP

Earliest goal against from the start of a game.....	0:21	Freddie Hamilton, Feb. 24, 2016 @ STK
Earliest two goals against from the start of a game....	1:54	Two times: F. Hamilton (0:21), T. Elson (1:54), Feb. 24, 2016 @ STK; J. Nantel (0:23), J. Megna (1:54), Dec. 7, 2019 vs. COL
Earliest three goals against from the start of a game...	6:14	A. Crescenzi (2:06), A. Wagner (5:31), T. Hensick (6:14), Mar 9, 2018 @ ONT
Earliest four goals against from the start of a game....	15:51	S. Sabourin (8:11), G. Gawdin (9:48), A. Mangiapane (11:37), G. Gawdin (15:51), Oct. 26, 2018 vs. STK
Earliest five goals against from the start of a game...	30:13	B. Yakimov (2:09), J. Currie (9:01), Z. Boychuk (12:46), M. Ford (26:03), P. McRae (13:01), Mar. 18, 2016 vs. BAK
Earliest goal against from the start of a 2nd period....	0:43	Jim O'Brien , Jan. 6, 2017 vs. SA
Earliest goal against from the start of a 3rd period....	0:13	Brett Sutter, Dec. 22, 2018 vs. ONT
Earliest goal against from the start of an overtime	0:12	Kenny Agostino, Apr. 3, 2016 vs. STK

SHOOTING PERCENTAGE

Highest shooting percentage.....	29.4%	Dec. 30, 2018 @ SJ (5 goals on 17 shots)
Opponent's highest shooting percentage	29.4%	Mar. 24, 2017 @ BAK (5 goals on 17 shots)

POWER PLAY PERCENTAGE

Highest power play percentage	100%	Five times (most: Nov. 11, 2015 vs. BAK (3-for-3))
Lowest power play percentage	0%	Several times (most chances w/o a PPG: 8 (twice, last: Nov. 30, 2018 vs. MB)
Opponent's highest power play percentage.....	100%	Four times (most: Oct. 16, 2015 vs. BAK (2-for-2))
Opponent's lowest power play percentage.....	0%	Several times (most chances w/o a PPG: 8 (twice, last: Nov. 30, 2018 vs. MB)

MARGIN OF VICTORY/DEFEAT

Largest Margin of Victory	7	Jan. 25, 2017 @ TUC (8-1)
Largest Margin of Defeat	6	Feb. 9, 2019 @ BAK (7-1)

BIGGEST DIFFERENCES IN SHOTS/GOALS WITH WINS/LOSSES

Most shots in a loss.....	50	Feb. 24, 2016 @ STK (lost 4-3 in SO)
Fewest shots in a win	14	Apr. 14, 2017 @ ONT (4-3)
Most goals in a loss	5	Four times: Mar. 18, 2016 vs. BAK (lost 7-5); Oct. 26, 2016 vs. STK (lost 7-5); Nov. 23, 2018 vs. STK (lost 5-6); Mar. 6, 2019 vs. STK (lost 5-7)
Fewest goals in a win	2	12 times, last: Feb. 12, 2019 @ COL (won 2-1)

LARGEST DEFICITS/LEADS OVERCOME

Largest deficit overcome in a win	3	Three times: Jan. 3, 2016 @ SA (trailed 3-0 at 4:17 of the third, won 4-3); Apr. 6, 2016 (trailed 3-0 at 2:58 of the second, won 6-5 in OT); Jan. 17, 2018 @ TUC (trailed 3-0 at 9:35 of the second, won 5-3)
Largest lead relinquished in a loss	3	Jan. 17, 2018 @ TUC (trailed 3-0 at 9:35 of the second, won 5-3) Mar. 4, 2018 (led 3-0 at 10:53 of the first period, lost 5-4 in shootout); Nov. 21, 2018 (led 3-0 at 19:15 of the first period, lost 4-3)

FEWEST SHOTS ALLOWED

Game	14	Nov. 30, 2018 vs. MB
First Period	2	Three times, last: Dec. 9, 2017 @ IA
Second Period	3	Jan. 20, 2017 vs. SJ
Third Period.....	0	Nov. 30, 2019 vs. TUC

MULTIPLE PLAYERS WITH POINTS IN ONE GAME

Most players with at least one point in a game	14	Feb. 16, 2019 @ SJ
Most players with multiple points in a game.....	8	Nov. 13, 2019 vs. SJ (Carrick-3, Wideman-3, Comtois-2, De Leo-2, Dostie-2, Kloos-2, Lundestrom-2, Sherwood-2)
Most players with three-or-more points in a game.....	3	Three times, last: Jan. 9, 2019 @ STK (Cracknell-3, Carrick-3, Holzer-3)
Most players with four-or-more points in a game.....	1	10 times, last: Mar. 11, 2020 @ TUC (Terry-4)

RECORDS



MOST GOALS ALLOWED

Game	7	Six times, last: Dec. 31, 2019 @ TUC
First Period	4	Four times, last: Feb. 18, 2019 @ SJ
Second Period	5	Feb. 9, 2019 @ BAK
Third Period.....	4	Seven times, last: Dec. 20, 2019 vs. SJ

MOST SHOTS ALLOWED

Game	55	Feb. 17, 2018 vs. ONT
First Period	22	Mar. 1, 2019 @ STK
Second Period	24	Two times, last: Jan. 8, 2020 vs. IA
Third Period	21	Three times, last: Nov. 26, 2018 @ STK
Overtime.....	7	Feb. 10, 2018 @ SJ

MOST POWER PLAY GOALS ALLOWED

Game	4	Two times: Nov. 20, 2015 @ GR (4-for-9); Nov. 5, 2016 @ STK (4-for-8)
Period	2	17 times, last: Mar. 29, 2019 vs. BAK (2-for-4 in the first period)

MOST SHORTHANDED GOALS ALLOWED

Game	2	Dec. 21, 2018 vs. ONT; Feb. 9, 2019 @ BAK; Mar. 6, 2019 vs. STK
Period	2	Feb. 9, 2019 @ BAK (second); Mar. 6, 2019 vs. STK (third)

SEASON

INDIVIDUAL

Most multiple-goal games.....	5	Sam Carrick (2018-19)
Most hat tricks.....	1	Andy Welinski (2016-17); Corey Tropp (2017-18); Giovanni Fiore (2017-18); Sam Carrick (2018-19); Sam Carrick (2019-20); Kiefer Sherwood (2019-20)
Highest % of team's total goals....	13.6%	Sam Carrick (2018-19 scored 32 of team's 236 goals)
Most multiple-assist games.....	9	Brandon Montour (2015-16)
Most multiple-point games.....	16	Sam Carrick (2018-19)
Most three-or-more point games...	7	Sam Carrick (2018-19)
Most four-or-more point games.....	2	Sam Steel (2018-19)
Most 30+ save games (goalies)	23	Anthony Stolarz (2019-20)
Most 40+ save games (goalies)	4	Kevin Boyle (2018-19)

TEAM

Most four-or-more goal games.....	36	2018-19
Most five-or-more goal games.....	18	2018-19
Most shutouts.....	5	2016-17
Fewest shutouts	0	2019-20
Most times shutout.....	6	2015-16, 2016-17
Fewest times shutout.....	2	2019-20
Most overtime games	17	2015-16

CAREER

Most multiple-goal games.....	9	Sam Carrick (2016-17 through 2019-2020)
Most hat tricks.....	2	Sam Carrick (2016-17 through 2019-20)
Most multiple-assist games.....	17	Kalle Kossila (2015-2019)
Most multiple-point games.....	38	Corey Tropp (2015-16 through 2018-19)
Most three-or-more point games	11	Sam Carrick (2016-17 through 2019-20)
Most four-or-more point games.....	2	Brandon Montour (2015-2016 through 2016-17); Sam Steel (2018-19); Kalle Kossila (2015-16 through 2018-19)
Most 30+ save games.....	46	Kevin Boyle (2016-17 through 2019-20)
Most 40+ save games.....	9	Kevin Boyle (2016-17 through 2019-20)
Most consecutive games played	93	Brandon Montour (Oct. 10, 2015 through Dec. 27, 2016)
Most seasons with the Gulls.....	5	Corey Tropp (2015 through 2020)



RECORDS

PECHANGA ARENA INDIVIDUAL HIGHS

MOST GOALS

Game	4	Three times, last: Brett Sutter, ONT, Mar. 23, 2019; Logan Shaw, MB, Nov. 28, 2018; Brendan Ranford, TEX, Jan. 16, 2016
Period	2	Several times, last: Kiefer Sherwood, Jan. 31, 2020 vs. SJ (first)

MOST ASSISTS

Game	4	Three times, last: Philippe Maillet, ONT, Feb. 6, 2019; Travis Morin, TEX, Nov. 8, 2017; Brad Hunt, BAK, Oct. 16, 2015
Period	2	Several times, last: Alex Broadhurst, Feb. 22, 2020 vs. SJ (first)

MOST POINTS

Game	5	Curtis McKenzie, TEX, Nov. 8, 2017
Period	3	Three times, last: Cooper Marody, BAK, Mar. 29, 2019 (first); Sam Steel, Feb. 1, 2019 vs. ONT (second); Spencer Abbott, Nov. 17, 2017 vs. TUC (third)

MOST POWER-PLAY GOALS

Game	3	Logan Shaw, MB, Nov. 28, 2019
Period	2	Several times, last: Logan Shaw, MAN, Nov. 28, 2019 (second)

MOST SHORTHANDED GOALS

Game	2	Kiefer Sherwood, Jan. 31, 2020 vs. SJ
Period	1	Several times, last: Kiefer Sherwood, Jan. 31, 2020 vs. SJ (third)

MOST SHOTS

Game	12	Brandon Montour, Oct. 26, 2016 vs. STK
------------	----	--

MOST PENALTY MINUTES

Game	34	Corey Tropp, Nov. 20, 2018 vs. MB
Period	27	Stu Bickel, Apr. 15, 2017 vs. ONT (third)

HIGHEST PLUS/MINUS

Game	5	Josh Mahura, Feb. 1, 2019 vs. ONT
------------	---	-----------------------------------

HIGHEST SHOOTING PERCENTAGE

Game	100%	Several times, last: Isac Lundestrom, Feb. 22, 2020 vs. SJ
------------	------	--

MOST SAVES (GOALTENDERS)

Game	53	Kevin Boyle, Feb. 17, 2018 vs. ONT
Period	24	Two times; Jared Coreau, Oct. 20, 2018 vs. BAK (second) and Anthony Stolarz, Jan. 8, 2020 vs. IA (second)
Overtime	6	Kent Simpson, STK, Mar. 5, 2016

MOST SHOTS FACED (GOALTENDERS)

Game	55	Kevin Boyle, Feb. 17, 2018 vs. ONT
Period	24	Two times; Jared Coreau, Oct. 20, 2018 vs. BAK (second) and Anthony Stolarz, Jan. 8, 2020 vs. IA (second)
Overtime	6	Four times, last: Jared Coreau, Oct. 27, 2018 vs. TUC

MOST GOALS ALLOWED (GOALTENDERS)

Game	9	Josef Korenar, SJ, Nov. 13, 2019
Period	5	Two times; Troy Grosenick, SJ, Mar. 8, 2017 (first) and Josef Korenar, SJ, Nov. 13, 2019



RECORDS

GULLS PECHANGA ARENA HIGHS & LOWS

MOST GOALS

Game	9	Nov. 13, 2019 vs. SJ
First Period	5	Twice; Mar. 8, 2017 vs. SJ and Nov. 13, 2019 vs. SJ
Second Period	4	Feb. 1, 2019 vs. ONT
Third Period	5	Nov. 13, 2019 vs. SJ

MOST SHOTS

Game	50	Apr. 6, 2016 vs. BAK
First Period	21	Dec. 2, 2018 vs. ONT
Second Period	17	Three times; Mar. 29, 2019 vs. BAK; Mar. 25, 2017 vs. BAK; Oct. 10, 2015 vs. GR
Third Period	25	Dec. 17, 2016 vs. STK
Overtime	6	Three times, last: Dec. 22, 2017 vs. ONT; Mar. 8, 2017 vs. SJ; Mar. 5, 2016 vs. STK

MOST POWER-PLAY GOALS

Game	4	Two times; Mar. 6, 2019 vs. STK (4-for-8); Jan. 5, 2018 vs. SJ (4-5)
Period	3	Two times, last: Mar. 8, 2017 vs. SJ (first)

MOST POWER-PLAY OPPORTUNITIES

Game	11	Dec. 21, 2018 vs. ONT (1-11)
Period	6	Two times; Dec. 21, 2018 vs. ONT (0-6) (third); Jan. 11, 2017 vs. STK (1-6) (third)

MOST SHORTHANDED GOALS

Game	2	Three times; Feb. 3, 2018 vs. TUC, Nov. 13, 2019 vs. SJ, Jan. 31, 2020 vs. SJ Three times; Feb. 3, 2018 vs. TUC, Nov. 13, 2019 vs. SJ, Jan. 31, 2020 vs. SJ
Period	2	Twice; Feb. 3, 2018 vs. TUC (third) Nov. 13, 2019 vs. SJ (third)

MOST PENALTY MINUTES

Game	78	Mar. 22, 2017 vs. SJ
Period	76	Mar. 22, 2017 vs. SJ (third)

FEWEST GOALS

Game	0	21 times, last: COL vs. SD Mar. 8, 2019
------------	---	---

FEWEST SHOTS

Game	12	Nov. 11, 2017 vs. ONT
First Period	3	Two times; Mar. 9, 2018 vs. ONT; Nov. 3, 2017 vs. ONT
Second Period	0	Nov. 11, 2017 vs. ONT
Third Period	4	Feb. 1, 2020 vs. ONT
Overtime	0	Six times, last: Jan. 4, 2020 vs. BAK

FEWEST POWER-PLAY OPPORTUNITIES

Game	0	Mar. 30, 2018 vs. CLE; Apr. 12, 2017 vs. BAK
------------	---	--

FEWEST PENALTY MINUTES

Game	0	Dec. 27, 2018 vs. BAK
------------	---	-----------------------



RECORDS

TWO-TEAM SINGLE-GAME HIGHS & LOWS

MOST GOALS

Game	13	SJ (7) vs. SD (6), Mar. 8, 2017
First Period	8	SJ (3) vs. SD (5), Mar. 8, 2017
Second Period	6	TUC (2) vs. SD (4), Oct. 7, 2017
Third Period	7	ONT (3) vs. SD (4), Dec. 22, 2018

MOST SHOTS

Game	92	BAK (42) vs. SD (50), Apr. 6, 2016
First Period	35	TUC (13) vs. SD (22), Jan. 25, 2017
Second Period	37	Twice; ONT (23) vs. SD (14), Feb. 17, 2018 (second); IA (24) vs. SD (13) Jan. 8, 2020
Third Period	33	BAK (21) vs. SD (12), Nov. 16, 2018
Overtime	10	STK (4) vs. SD (6), Mar. 5, 2016

MOST POWER-PLAY GOALS

Game	6	TUC (2) vs. SD (4), Nov. 17, 2017
Period	3	Two times: SJ (2) vs. SD (1), Jan. 4, 2019 (third); TUC (2) vs. SD (1), Oct. 14, 2016 (third)

MOST POWER-PLAY OPPORTUNITIES

Game	16	Three times: ONT (5) vs. SD (11), Dec. 21, 2018; MB (8) vs. SD (8), Nov. 30, 2018; ONT (8) vs. SD (8), Dec. 22, 2017
Period	8	Two times: STK (2) vs. SD (6), Jan. 11, 2017 (third); ONT (5) vs. SD (3), Nov. 27, 2015 (third)

MOST SHORTHANDED GOALS

Game	2	10 times, last: SJ (0) vs. SD (2) Jan. 31, 2020
Period	2	Six times, last: SJ (0) vs. SD (2) Nov. 13, 2019 (third)

MOST PENALTY MINUTES

Game	114	SJ (46) vs. SD (68), Mar. 22, 2017
Period	106	SJ (40) vs. SD (66), Mar. 22, 2017 (third)

FEWEST GOALS

Game	1	Two times: COL (1) vs. SD (0) Mar. 8, 2019; ONT (1) vs. SD (0) Nov. 3, 2017
------------	---	---

FEWEST SHOTS

Game	39	Two times: TEX (19) vs. SD (20), Jan. 16, 2016; STK (18) vs. SD (21), Feb. 5, 2016
First Period	8	IA (2) vs. SD (6), Dec. 9, 2017
Second Period	11	Four times, last: TEX (7) vs. SD (4), Nov. 8, 2017
Third Period	8	Three times, last: ONT (3) vs. SD (5), Dec. 21, 2018
Overtime	1	Four times: ONT (0) vs. SD (1), Mar. 2, 2018; STK (1) vs. SD (0), Apr. 3, 2016; STK (1) vs. SD (0), Dec. 21, 2019; IA (0) vs. SD (1), Jan. 10, 2020

FEWEST POWER-PLAY OPPORTUNITIES

Game	2	Two times: BAK (2) vs. SD (0), Apr. 12, 2017; CLE (2) vs. SD (0), Mar. 30, 2018
------------	---	---

FEWEST PENALTY MINUTES

Game	4	Two times: BAK (0) vs. SD (4), Apr. 12, 2017; CLE (0) vs. SD (4), Mar. 30, 2018
------------	---	---





2019 PLAYOFF STATISTICS

NO.	PLAYERS	GP	G	A	PTS	+/-	PIM	PP	SH	GWG	S	%
27	Adam Cracknell	15	7	9	16	3	0	1	0	1	29	24.1
25	Sam Carrick	16	7	7	14	0	21	1	0	1	54	13.0
23	*Sam Steel	16	6	7	13	5	8	0	1	1	28	21.4
15	Ben Street	16	2	9	11	3	2	1	0	0	52	3.8
3	Andy Welinski	16	3	7	10	-8	12	3	0	0	42	7.1
17	*Maxime Comtois	12	5	4	9	4	4	0	0	2	26	19.2
28	Justin Kloos	16	3	6	9	-4	2	1	0	0	31	9.7
39	*Kiefer Sherwood	16	4	4	8	3	20	0	0	1	29	13.8
14	Kalle Kossila	16	3	4	7	-5	2	2	0	1	39	7.7
34	Jacob Larsson	16	2	5	7	7	4	0	0	0	18	11.1
12	Corey Tropp	15	4	2	6	6	11	0	0	0	28	14.3
29	Trevor Murphy	16	1	5	6	5	4	0	0	1	24	4.2
7	Chase De Leo	16	5	0	5	-6	2	0	1	1	45	11.1
16	*Max Jones	8	0	4	4	-1	10	0	0	0	13	0.0
9	Kevin Roy	8	2	1	3	-1	0	1	0	0	18	11.1
32	*Jack Kopacka	6	1	2	3	1	0	0	0	0	9	11.1
22	*Isac Lubdestrom	7	1	2	3	3	0	0	0	0	7	14.3
5	*Simon Benoit	16	0	3	3	-2	6	0	0	0	13	0.0
38	Matt Berry	6	0	2	2	-2	0	0	0	0	12	0.0
2	Jake Dotchin	6	0	2	2	1	8	0	0	0	4	0.0
24	Jaycob Megna	16	0	2	2	11	10	0	0	0	26	0.0
26	Luke Gazdic	1	0	0	0	0	2	0	0	0	0	0.0
13	Patrick Sieloff	3	0	0	0	-1	0	0	0	0	2	0.0
6	*Josh Mahura	9	0	0	0	-3	2	0	0	0	7	0.0

NO.	PLAYER	GPI	MIN	GA	EN	SO	SVS	GAA	SV%	W	L
33	Kevin Boyle	7	373:52	14		1	189	2.25	.920	3	3
31	Jeff Glass	11	715:05	29		0	357	2.43	.912	6	4
TOTALS		16	1099:12	47	4	1	546	2.57	0.907	9	7
* Rookie											

The San Diego Gulls finished their fourth season in the AHL's Pacific Division with a 36-24-5-3 record for 80 points. The Gulls ranked third in the Pacific Division and fourth in the Western Conference. San Diego opened the 2019 Calder Cup Playoffs against the San Jose Barracuda, winning the series in four games (3-1). With the First Round series win, the Gulls became the lone Pacific Division club to advance to the Division Finals on three occasions (also 2016 and 2017). San Diego (three times), Toronto (four times) and Hershey (three times) are the only AHL clubs to advance to the Division Finals since the inception of the current division format in 2015. In Game 4 of the First Round, **Chase De Leo** became the first Gull to score in each of the first four games in the postseason and owns the longest goal streak in Gulls postseason history. The Gulls went on to face the Bakersfield Condors in the Pacific Division Finals, winning the series in six games (4-2) to eliminate the top seed in the Western Conference. In Game 1 of the series, **Maxime Comtois** scored in the fourth overtime, 64:20 into overtime, for his first career playoff goal to mark the longest game in Gulls history and the fifth-longest in AHL history. The total game time was five hours and 10 minutes (game began at 7:10 p.m., ended at 12:20 a.m.). The Gulls advanced to the Western Conference Finals for the first time in club history, where they would face the Chicago Wolves for the first time in club history. In Game 2 of the series, **Kevin Boyle** earned the second shutout in Gulls playoff history, stopping all 29 shots in a 3-0 win at Chicago. San Diego would eventually fall in a decisive Game 6 at Allstate Arena. The Gulls completed the postseason with the most wins in a single playoffs (9) after advancing to the Western Conference Finals for the first time in club history. With 17 all-time playoff wins, the Gulls lead the Pacific Division in postseason wins and is the lone Western Conference club to advance to the Division Finals or further on three occasions since the inception of the current division format in 2015. **Adam Cracknell** ranked tied for fourth among AHL leaders in scoring (7-9=16) and tied fifth in goals, setting a new Gulls single-postseason record in points and goals (both career highs). **Sam Carrick** ranked tied for fifth among league leaders in goals (7) and ranked second on San Diego in points (7-7=14). **Sam Steel** ranked third among AHL rookies in goals (7), tied for fourth in scoring (6-7=13) and led all rookies in shorthanded goals (1). **Kevin Boyle** made seven appearances, posting a 3-3 record with one shutout, a 2.25 GAA and .920 SV%, ranking tied for fourth among league leaders in GAA and fifth in SV%. **Jeff Glass** appeared in 11 games, earning a Gulls record six playoff wins (6-4), while he posted a 2.43 GAA and .912 SV%.

2019 PLAYOFF NOTES



WESTERN CONFERENCE FIRST ROUND

GAME 1 (APRIL 17, 2019) - SAN DIEGO 6 VS. SAN JOSE 0 T

Kiefer Sherwood scored two goals, his second coming 73 seconds into overtime to give the San Diego Gulls a 1-0 series lead over the San Jose Barracuda at Pechanga Arena. San Diego overcame deficits of 3-0 and 5-3 to earn their second-ever comeback win in the postseason (also Game 1 of the Pacific Division Finals, May 5, 2017 vs. SJ, 3-2 OT win). San Diego scored three goals in a span of 3:08 in the first period to erase the 3-0 deficit. The three goals tied a Gulls playoff record for single period goals set two prior times (last: Game 5 of the First Round, May 2, 2017 vs. ONT). The three goals in the first 10:18 set a new Gulls postseason record for the three earliest goals scored in a playoff game, surpassing the previous mark of 11:40 was also set in Game 5 of the First Round, May 2, 2017 vs. ONT. With six goals, the Gulls tied their single-game postseason record for goals, tying the six scored in Game 3 of the First Round, Apr. 28, 2016 vs. TEX and Game 4 of the First Round, Apr. 29, 2016 vs. TEX. In his Calder Cup Playoffs debut, Sherwood scored the second OT goal in Gulls history (also Kevin Roy 38 seconds into OT of Game 1 of the Pacific Division Finals, May 5, 2017 vs. SJ). Sherwood's two goals tied a single-game Gulls club record set on four previous occasions (last: Nick Sorensen, Game 2 of the First Round, Apr. 22, 2027 vs. ONT). **Max Jones** and **Jake Dotchin** notched assists on the OT GWG. **Jacob Larsson** scored his first career postseason goal and added an assist (1-1=2) for his first two career playoff points. **Sam Carrick** set a playoff club record for single-game points (1-2=3). He also tied the franchise single-game record for assists (2), set six previous times (last: Spencer Abbott, Game 3 of the PDF, May 10, 2017). **Ben Street** recorded two assists to mark his first points of the playoffs (0-2=2). **Corey Tropp** also earned his first two points of the postseason with a goal and assist (1-1=2). **Chase De Leo** netted his first goal of the postseason, the game-tying goal in the third period. In their postseason debuts, **Simon Benoit**, **Matt Berry**, **Justin Kloos** and **Sam Steel** each recorded assists. **Jeff Glass** stopped 27-of-29 shots in 54:58 of relief to earn his first win of the postseason.

PP: 0-2 PK: 3-3 SF: 42 SA: 35

Three Stars: 1. S. Carrick 2. K. Sherwood 3. J. Larsson

GAME 2 (APRIL 18, 2019) - SAN DIEGO 3 VS. SAN JOSE 5

The Gulls fell 5-3 to the San Jose Barracuda in Game 2 of the First Round tonight at Pechanga Arena San Diego. **Chase De Leo** scored his first career playoff shorthanded goal and second goal of the series. The shorthanded goal marked the third postseason shorthanded goal by a Gull (last: Nic Kerdiles in Game 1 of the First Round, Apr. 21 vs. Ontario). **Sam Steel** recorded his first career playoff goal at 19:33 of the third period and previously added an assist on De Leo's shorthanded goal to mark the first multi-point game of his postseason career. **Adam Cracknell** added an assist on Steel's goal while **Jacob Larsson** also collected an assist for his third point of the series (1-2=3). **Justin Kloos** scored at 15:46 of the third period to mark his first career postseason goal. **Andy Welinski** and **Trevor Murphy** each picked up assists for their first points of the postseason. **Jeff Glass** made 22 saves in his first start of the playoffs.

PP: 0-2 PK: 5-6 SF: 30 SA: 27

Three Stars: 1. A. Chekhovich 2. J. Korenau 3. C. De Leo

GAME 3 (APRIL 22, 2019) - SAN DIEGO 4 @ SAN JOSE 2

San Diego took a 2-1 series lead with a 4-2 win over San Jose at SAP Center. San Diego held San Jose to 22 shots, the fewest shots allowed in a postseason game (24 in Game 2 of the First Round, Apr. 22, 2017 @ Ontario). **Jeff Glass** stopped 20-of-22 shots to earn his second win of the series and improve to 3-0 with a 1.65 GAA and .946 SV% in three career postseason road games. **Sam Carrick** recorded his second multi-point game of the series with two assists (0-2=2) and set a new Gulls postseason record for all-time scoring with his 12th point (5-7=12) in 13 career playoff games with San Diego to surpass Chris Mueller's 11 points (4-7=11) in nine games in 2016. **Max Jones** collected two assists (0-2=2) to earn his second career multi-point game of the postseason (also Game 3 of the Pacific Division Finals, May 10, 2017 vs. San Jose). **Chase De Leo** scored for the third straight game to begin the postseason with his third goal to join Mueller as the only Gull to score goals in each of the team's first three games to start a series (Games 1-3 in the First Round, Apr. 21-28, 2016 vs. Texas). **Sam Steel** scored his second goal of the series, **Ben Street** netted his first goal (PPG) of the series and **Adam Cracknell** (ENG) scored his first of the postseason. **Justin Kloos**, **Kiefer Sherwood** and **Jaycob Megna** each tallied assists.

PP: 1-4 PK: 1-1 SF: 36 SA: 22

Three Stars: 1. C. De Leo 2. J. Martin 3. M. Jones

GAME 4 (APRIL 24, 2019) SAN DIEGO 5 @ SAN JOSE 2

The Gulls clinched their First Round series over the San Jose Barracuda in four games (3-1) following a 5-2 Game 4 win at SAP Center. San Diego won both road contests of the series, scoring nine goals in the two games. **Sam Carrick** scored his second goal of the series and sixth playoff goal for San Diego, a new club record. **Sam Steel** scored for the third straight game and earned his second multi-point effort (1-1=2). **Chase De Leo** (ENG) became the first Gull to score in each of the first four games in the postseason and owns the longest goal streak in Gulls postseason history. He also tied the club mark for goals in a series (4), set on four previous occasions. **Andy Welinski** scored his first career playoff goal (PPG) and **Adam Cracknell** scored for the second straight game. **Kalle Kossila** recorded his first two points (0-2=2) and **Max Jones** earned his third assist in two games (0-3=3). **Ben Street**, **Corey Tropp** and **Matt Berry** each earned assists with **Jack Kopacka** recording his first career playoff point (assist). **Jeff Glass** stopped 30-of-32 shots to earn his third win of the postseason and improve to a perfect 4-0 in four career playoff road games.

PP: 1-3 PK: 1-2 SF: 30 SA: 32

Three Stars: 1. S. Steel 2. A. Cracknell 3. S. Carrick

WESTERN CONFERENCE SECOND ROUND

GAME 1 (MAY 3, 2019) - SAN DIEGO 3 @ BAKERSFIELD 2 OT

The Gulls won the fifth longest game in AHL history in the fourth overtime, a 3-2 win in 124:20 of regulation and overtime Friday night. **Max Comtois** scored 64:20 into overtime for his first career playoff goal in his Calder Cup Playoffs debut. Comtois was assigned by the Anaheim Ducks to San Diego prior to the game. Comtois scored in his NHL debut with Anaheim (Oct. 3 at San Jose), AHL debut with San Diego (Nov. 16 vs. Bakersfield) and his AHL postseason debut tonight. **Kevin Roy** and **Simon Benoit** each earned assists on the game-winning goal. Roy recorded his first point of the playoffs in his first game of the 2019 playoffs and

Benoit tallied his second of the postseason. **Jeff Glass** stopped the most shots in Gulls postseason history (51) to earn his fourth win of the playoffs and tie the Gulls all-time mark (also Jhonas Enroth). **Justin Kloos** scored his second goal of the postseason (PPG), unassisted, 32 seconds into the third period to tie the game at 1-1 and is one of four players in the AHL to have points in all five games to start the postseason. **Sam Carrick** scored his third goal of the postseason for his team-leading seventh point (3-4=7). Carrick now has a three-game point streak (2-2=4). **Ben Street** pushed his point streak to three games (1-2=3) with an assist.

PP: 1-2 **PK:** 2-2 **SF:** 56 **SA:** 53

Three Stars: 1. M. Comtois 2. J. Glass 3. S. Starrett

GAME 2 (MAY 4, 2019) - SAN DIEGO 4 @ BAKERSFIELD 1

San Diego took their first-ever 2-0 series lead following a 4-1 win over the Bakersfield Condors at Rabobank Arena. **Isac Lundestrom** became the youngest Gull to record three points (1-2=3) in a playoff game at 19 years and six months, scoring his first career postseason goal and adding two assists. **Adam Cracknell** recorded his first multi-point game of the postseason (1-2=3) to push his point streak to four games (3-3=6). **Kiefer Sherwood** opened the scoring to mark his third goal (3-1=4). **Max Comtois** scored the game-winning goal for the second straight game to begin his postseason career. **Trevor Murphy** and **Jaycob Megna** each recorded their second assists of the postseason. **Kevin Boyle** stopped 19-of-20 shots in 48:12 to earn his first career playoff win. **Jeff Glass** stopped all eight shots in relief of Boyle, entering the game with 11:09 in the third. Bakersfield's goal at 5:44 of the third period ended San Diego's shutout streak of 125:42 dating to the 4:22 mark of the third period in Game 1, a Gulls postseason record.

PP: 0-1 **PK:** 2-2 **SF:** 39 **SA:** 28

Three Stars: 1. I. Lundestrom 2. A. Cracknell 3. E. Bear

GAME 3 (MAY 8, 2019) - SAN DIEGO 6 VS. BAKERSFIELD 7 OT

San Diego fell 7-6 in overtime to the Bakersfield Condors in Game 3 of the Pacific Division Finals at Pechanga Arena San Diego. The Gulls scored three goals in a span of 2:47 in the second period to set a new club record for the three fastest goals in a postseason game, surpassing the previous mark of 3:08 set in Game 1 of the First Round, Apr. 17 vs. SJ. San Diego also tied the club record for goals in a single period set three previous times (last: Apr. 17 vs. SJ; first period). **Kalle Kossila** and **Kiefer Sherwood** scored goals 11 seconds apart in the second period, the fastest two goals in Gulls postseason history and the two fastest goals by a single team in the 2019 Calder Cup Playoffs. **Adam Cracknell** recorded three points (1-2=3) for the second straight game, and tied a Gulls postseason record with a goal in four straight games (4-4=8). Cracknell has a five-game point streak dating to Game 2 of the First Round (4-5=9). **Sam Steel** (1-1=2), **Sherwood** (1-1=2) and **Jacob Larsson** (0-2=2) also recorded multi-point games, and **Andy Welinski** (PPG) and **Corey Tropp** added goals. **Max Comtois** recorded his first career postseason assist and now has points in all three games to begin his Calder Cup Playoffs career (2-1=3). **Ben Street** and **Jake Dotchin** also earned assists.

PP: 2-4 **PK:** 1-2 **SF:** 37 **SA:** 29

Three Stars: 1. W. Lagesson 2. J. Gambardella 3. A. Cracknell

GAME 4 (MAY 10, 2019) - SAN DIEGO 4 VS. BAKERSFIELD 2

The Gulls defeated the Bakersfield Condors 4-2 tonight at Pechanga Arena San Diego to move one win away from advancing to the Western Conference Finals for the first time in club history.

The Gulls scored two-power play goals to improve to 4-for-11 the past two games (36.4 percent). **Adam Cracknell** scored two goals (one PPG) for his first multi-point game of the postseason to push his goal-scoring streak to five games (6-4=10), setting a new Gulls postseason record for consecutive. Cracknell owns the longest goal streak of the 2019 Calder Cup Playoffs, surpassed **Chase De Leo** for the longest goal streak in Gulls playoff history and set a new mark for most goals in a single postseason (6), surpassing the five by Nick Ritchie in 2016. He now has a six-game point streak (6-5=11), tied for the longest point streak in Gulls postseason history (also Chris Mueller). **Sam Carrick** scored his fourth goal and added an assist for his third multi-point game (1-1=2). **Kevin Roy** scored his first goal (PPG). **Sam Steel** collected his fifth assist and has tallied points in all four home games to begin the postseason (2-4=6). **Max Comtois** recorded an assist for the second straight game and pushed his point streak to four games to begin his Calder Cup Playoffs career (2-2=4). **Andy Welinski**, **Jaycob Megna**, **Corey Tropp**, **Ben Street** and **Kalle Kossila** tallied assists. **Jeff Glass** stopped 26 shots to earn his fifth win of the playoffs.

PP: 2-7 **PK:** 3-3 **SF:** 31 **SA:** 28

Three Stars: 1. A. Cracknell 2. J. Glass 3. S. Carrick

GAME 5 (MAY 11, 2019) - SAN DIEGO 1 @ BAKERSFIELD 2 2 OT

The Gulls fell to the Bakersfield Condors, 2-1, in double overtime Saturday night at Rabobank Arena. Despite the defeat, San Diego is 4-1 on the road this postseason and tied with Toronto for the most road wins in the 2019 Calder Cup Playoffs. With a third overtime contest, it marks the most games in a series to extend beyond regulation for San Diego. The series is the first to have more than one multi-overtime game since 2011 (Manitoba vs. Hamilton). **Jeff Glass** stopped 42-of-44 shots in his ninth appearance of the playoffs. **Kevin Roy** scored for the second straight game to push his point streak to three games (2-1=3). **Sam Steel** recorded his sixth assist of the playoffs and is now riding a three-game point streak (1-3=4). **Corey Tropp** picked up his second assist and fourth point of the postseason.

PP: 0-2 **PK:** 3-4 **SF:** 46 **SA:** 44

Three Stars: 1. J. Currie 2. J. Gambardella 3. S. Skinner

GAME 6 (MAY 13, 2019) - SAN DIEGO 6 VS. BAKERSFIELD 2

The Gulls advanced to the Western Conference Finals with a 6-2 win over the Bakersfield Condors at Pechanga Arena San Diego to eliminate the top seed in the Western Conference in six games. San Diego improved to 3-0 on home ice with a chance to eliminate an opponent, and 4-2 overall. **Chase De Leo** scored the fastest goal to open a playoff game in Gulls history (46 seconds), his lone goal of the series. De Leo's goal surpassed the previous mark (3:22) set by Nick Ritchie in Game 2 of the PDF, May 7, 2016 vs. Ontario. **Kalle Kossila** recorded his first career multi-goal game (2-0=2). **Sam Carrick** picked up his fourth multi-point game (1-1=2) while **Max Comtois** earned his first career multi-point game (1-1=2). **Andy Welinski** set a Gulls single-game postseason record with three assists, his first career multi-point/assist effort. **Justin Kloos** recorded two assists (0-2=2), his first career multi-point game. **Adam Cracknell** earned his sixth assist of the playoffs to lead the Pacific Division Finals with 4-5=9 points (played in five games). **Ben Street** tallied his second goal of the postseason. **Jeff Glass** won his sixth game, stopping 20-of-22 shots, compiling a 3-1 record in the series with a 2.21 GAA and .921 SV%.

PP: 1-5 **PK:** 4-5 **SF:** 29 **SA:** 22

Three Stars: 1. K. Kossila 2. S. Carrick 3. A. Welinski

WESTERN CONFERENCE FINALS

GAME 1 (MAY 17, 2019) - SAN DIEGO 4 @ CHICAGO 5 OT

The Gulls opened the Western Conference Finals with a 5-4 overtime loss to the Chicago Wolves at Allstate Arena. **Corey Tropp** scored the Gulls' first-ever goal in the Western Conference Finals, his third of the postseason. **Max Comtois** scored two goals to mark his first career multi-goal game of the postseason. Comtois has three goals and the past two games (3-1=4) and eight points in seven playoff contests to begin his Calder Cup Playoffs career (5-3=8), including points in six of the seven contests. **Adam Cracknell** collected two assists (0-2=2) and now leads the Calder Cup Playoffs in scoring with 14 points (6-8=14) and ranks tied for second in assists. **Andy Welinski** recorded his second straight multi-point game with a PPG and assist (1-1=2), and has now earned five points the last two contests (1-4=5). Welinski leads all defensemen in postseason scoring (3-6=9) and ranks tied for second in assists. **Sam Steel** recorded his 11th point (assist) of the postseason (4-7=11) and now co-leads all AHL rookies in Calder Cup Playoffs scoring. **Ben Street** tallied his seventh assist on the Comtois goal to now co-lead San Diego in assists. **Justin Kloos** picked up an assist on Welinski's PPG, his third assist the last two games (0-3=3). **Jeff Glass** made 23 saves in the overtime setback.

PP: 1-2 **PK:** 1-2 **SF:** 44 **SA:** 28

Three Stars: 1. C. Glass 2. Z. Whitecloud 3. T. Tynan

GAME 2 (MAY 18, 2019) - SAN DIEGO 3 @ CHICAGO 0

Kevin Boyle stopped all 29 shots to record the second shutout in Gulls postseason history and lead San Diego to a 3-0 win over the Chicago Wolves at Allstate Arena. The last postseason shutout occurred in Game 3 of the Pacific Division Finals on May 8, 2016 at Ontario (Matt Hackett; 3-0 win, 29 saves). **Sam Carrick** (GWG) scored his sixth goal and 13th point of the playoffs. **Jack Kopacka** scored his first career postseason goal to mark points in back-to-back playoff games. **Sam Steel** netted his fifth goal and first of the series to now co-lead AHL rookies in goals and scoring (5-7=12). **Adam Cracknell** tallied his team-leading 15th point (6-9=15) with an assist to continue leading the AHL in postseason scoring. Cracknell also extended his point streak to three games (0-4=4). **Max Comtois** recorded his ninth point (assist) in eight postseason games to begin his Calder Cup Playoffs career (5-4=9), and is now riding a three-game point streak (3-2=5). **Kiefer Sherwood** picked up two assists to mark his first points of the series and third multi-point effort of the playoffs.

PP: 1-2 **PK:** 1-2 **SF:** 44 **SA:** 28

Three Stars: 1. K. Boyle 2. Z. Whitecloud 3. T. Tynan

GAME 3 (MAY 22, 2019) - SAN DIEGO 3 VS. CHICAGO 2

San Diego took a 2-1 series lead in the Western Conference Finals following a 3-2 win over the Chicago Wolves at Pechanga Arena San Diego. Tonight's win marked the third straight on home ice for San Diego, the longest current home win streak in the playoffs. **Kevin Boyle** improved to 3-0 in the playoffs after stopping 21-of-23 shots. Boyle has allowed three goals over the three games, posting a 1.07 GAA and .958 SV% in the three consecutive wins. **Trevor Murphy** scored his first goal of the playoffs (GWG) at 11:44 of the second period and added an assist to mark the fourth career multi-point game in his postseason career (last: Game 5 of the Pacific Division Finals on May 11, 2018 with Tucson at Texas; 0-2=2). **Corey Tropp** recorded his fourth goal of the postseason.

Ben Street added his eighth assist of the season on the goal. **Sam Steel** scored his first career shorthanded goal (unassisted), his sixth goal of the playoffs and second in as many games to co-lead San Diego in goals this postseason. Steel has points in all three games to begin the series (2-1=3).

PP: 0-2 **PK:** 4-4 **SF:** 29 **SA:** 23

Three Stars: 1. T. Murphy 2. C. Tropp 3. S. Steel

GAME 4 (MAY 24, 2019) - SAN DIEGO 1 VS. CHICAGO 2 2 OT

The Gulls fell 2-1 in double overtime to the Chicago Wolves in the longest game AHL game at Pechanga Arena San Diego (86:01) in front of 12,147 fans, the largest crowd of the 2019 Calder Cup Playoffs. Daniel Carr scored 6:01 into the second overtime to tie the series at two games apiece. **Justin Kloos** scored his third goal of the postseason at 3:36 of the third period to mark his second point of the series. **Jack Kopacka** earned and **Jacob Larsson** tallied assists. **Kevin Boyle** stopped 42 shots in his first career overtime contest, suffering his first loss of the playoffs (3-1).

PP: 0-2 **PK:** 3-3 **SF:** 41 **SA:** 44

Three Stars: 1. D. Carr 2. K. Boyle 3. O. Dansk

GAME 5 (MAY 25, 2019) - SAN DIEGO 2 VS. CHICAGO 5

San Diego fell 5-2 in Game 5 to the Chicago Wolves at Pechanga Arena. **Adam Cracknell** scored his team-leading seventh goal and continues to lead San Diego with 16 points (7-9=16). Jacob Larsson netted his second goal of the postseason and second point in as many games (1-1=2). **Trevor Murphy** recorded two assists to mark his second multi-point game of the series (also Game 3 on May 22; 1-1=2). Murphy has collected 1-3=4 points the last three games in addition to 1-5=6 points in the postseason. **Simon Benoit** tallied his third assist of the playoffs on the Cracknell goal. **Kevin Boyle** made 22 saves in his fourth consecutive start of the series.

PP: 0-2 **PK:** 3-3 **SF:** 41 **SA:** 44

Three Stars: 1. D. Carr 2. Z. Whitecloud 3. T. Murphy

GAME 6 (MAY 27, 2019) - SAN DIEGO 1 @ CHICAGO 3

San Diego fell 3-1 to the Chicago Wolves and were eliminated from the 2019 Calder Cup Playoffs in six games at Allstate Arena. The Gulls completed the postseason with the most wins in a single playoffs (9) after advancing to the Western Conference Finals for the first time in club history. With 17 all-time playoff wins, the Gulls lead the Pacific Division in postseason wins and is the lone Western Conference club to advance to the Division Finals or further on three occasions since the inception of the current division format in 2015. San Diego killed Chicago's lone penalty and killed 13 straight penalties to close out the series dating to Game 2. The mark set a new club mark for most consecutive postseason penalties killed (previous: 11 from Apr. 23-29, 2016; span of three games). **Sam Carrick** scored San Diego's lone goal (PPG), his seventh of the postseason. Carrick completed the postseason co-leading the Gulls in goals (7) and ranked second in scoring with 7-7=14 points. **Ben Street** added his ninth assist and **Andy Welinski** picked up his 10th point of the playoffs (3-7=10). **Kevin Boyle** made 25 saves in his fifth straight start of the series.

PP: 0-2 **PK:** 3-3 **SF:** 41 **SA:** 44

Three Stars: 1. D. Carr 2. Z. Whitecloud 3. T. Murphy



2017 PLAYOFF STATISTICS

2017 PLAYOFF NOTES



NO.	PLAYERS	GP	G	A	PTS	+/-	PIM	PPG	SHG	GW	S	%
17	Nic Kerdiles	8	4	4	8	-1	6	2	1	1	20	20.0
25	Sam Carrick	10	4	3	7	-2	14	0	0	0	27	14.8
14	*Kalle Kossila	10	2	4	6	0	2	2	0	0	18	11.1
11	Spencer Abbott	8	1	5	6	1	0	0	0	0	16	6.3
9	Kevin Roy	10	2	3	5	0	0	0	0	1	18	11.1
16	*Nick Sorensen	8	2	2	4	-1	8	1	0	1	13	15.4
24	Jaycob Megna	10	0	4	4	1	8	0	0	0	9	0.0
4	*Keaton Thompson	10	2	1	3	-2	4	1	0	1	14	14.3
28	Antoine Laganiere	10	1	2	3	0	2	0	0	0	24	4.2
3	*Andy Welinski	10	0	3	3	-4	0	0	0	0	18	0.0
41	*Max Jones	9	1	1	2	-1	6	0	0	0	11	9.1
5	Nate Guenin	10	1	1	2	-1	0	0	0	0	11	9.1
19	Max Gortz	8	0	2	2	-3	0	0	0	0	6	0.0
6	*Brian Cooper	10	0	2	2	-2	0	0	0	0	12	0.0
34	*Mitch Huits	2	1	0	1	1	0	0	0	0	5	20.0
42	Jordan Samuels-Thomas	10	1	0	1	-2	2	0	0	0	15	6.7
2	Stu Bickel	3	0	1	1	1	2	0	0	0	5	0.0
13	Ondrej Kase	3	0	1	1	-1	0	0	0	0	10	0.0
23	Tyler Morley	4	0	1	1	1	6	0	0	0	4	0.0
22	Jeff Schultz	10	0	1	1	-2	2	0	0	0	8	0.0
45	*Alex Dostie	1	0	0	0	0	0	0	0	0	0	0.0
12	Corey Tropp	1	0	0	0	0	0	0	0	0	2	0.0
37	*Zac Larraza	2	0	0	0	0	4	0	0	0	2	0.0
36	*Austin Ortega	2	0	0	0	1	0	0	0	0	1	0.0
44	*Jack Kopacka	3	0	0	0	0	0	0	0	0	2	0.0
15	Scott Sabourin	8	0	0	0	0	10	0	0	0	11	0.0

NO.	PLAYER	GPI	MIN	GA	EN	SO	SVS	GAA	SV%	W	L
39	Dustin Tokarski	2	30:28	0	0	0	14	0	1.000	0	0
1	Jhonas Enroth	10	580:29	26	1	0	315	2.69	.924	4	6
TOTALS		10	618:18	27	1	0	329	2.62	.924	4	6
*Rookie											

The San Diego Gulls entered the 2017 Calder Cup Playoffs as the second seed in the Western Conference having finished their second season with a 43-20-3-2 record and 91 points. The Gulls set records for standings points (91), wins (43), win percentage (.669), goals (217; excluding shootout tallies) and goals against (178). San Diego faced Ontario in the First Round of the Calder Cup Playoffs for the second time in the past two seasons...The Gulls defeated the Reign, 3-2, in the best-of-five series, the club's first deciding game win in its short history. In the Pacific Division Final, San Diego and San Jose met for the first ever postseason series between the two teams. The Gulls eventually fell on May 13 at Valley View Casino Center in Game 5. **Nic Kerdiles** led the team in playoff scoring (4-4=8) and co-lead in goals despite missing two games while with the Anaheim Ducks in the Stanley Cup Playoffs. **Sam Carrick** co-lead the team in goals (4) with Kerdiles, while **Spencer Abbott** led the team in assists (5). Among AHL rookies, **Kalle Kossila** ranked tied for ninth in assists (4). **Jhonas Enroth** ranked fourth among postseason leaders with a .924 SV% and was tied for ninth with a 2.69 GAA.

WESTERN CONFERENCE FIRST ROUND

GAME 1 (APRIL 21, 2017) SAN DIEGO 2 VS. ONTARIO 3

Jonny Brodzinski tallied two goals and scored the game-winning goal with 11:7 seconds remaining in the third period to seal the victory at Valley View Casino Center. **Sam Carrick** scored his first playoff goal as a Gull and **Nic Kerdiles** scored the second shorthanded goal in Gulls playoff history (also Joseph Cramarossa, Apr. 29, 2016 vs. Texas). **Andy Welinski**, **Spencer Abbott** and **Kalle Kossila** each recorded goals for San Diego while **Jhonas Enroth** stopped 27-of-30 shots.

PP: 0-2 PK: 3-3 SF: 34 SA: 30

Three Stars: 1. J. Brodzinski 2. N. Kerdiles 3. S. Herr

GAME 2 (APRIL 22, 2017) SAN DIEGO 2 @ ONTARIO 1

The Gulls tied their First Round series, 1-1, against the Ontario Reign with a 2-1 win at Citizens Business Bank Arena. **Nick Sorensen** scored two goals in a span of 31 seconds early in the first period and **Jhonas Enroth** made 23 saves en route to his first win of the series. Sorensen set the club record for rookie goals in a game (2) and became the fourth Gull to score two goals in a playoff game. The last multi-goal performance by a Gull was Chris Mueller (Game 4 vs. ONT, Division Finals). **Spencer Abbott**, **Nic Kerdiles**, **Antoine Laganiere** and **Kalle Kossila** each added assists.

PP: 1-3 PK: 3-3 SF: 24 SA: 24

Three Stars: 1. N. Sorensen 2. J. Enroth 3. M. Amadio

GAME 3 (APRIL 28, 2017) SAN DIEGO 3 VS. ONTARIO 1

Nic Kerdiles scored the game-winning goal with 1:33 left in regulation to propel the Gulls a 3-1 victory over the Ontario Reign and a 2-1 series lead at Valley View Casino Center. **Kalle Kossila** opened the scoring with his first goal of the postseason at 6:00 of the first period while **Nick Sorensen** recorded his second consecutive multi-point effort to lead the Gulls in Game 3. **Jhonas Enroth** made 38 saves en route to his second consecutive win, **Antoine Laganiere** added an empty-net goal to seal the victory, and **Andy Welinski**, **Jaycob Megna**, **Ondrej Kase** and **Jeff Schultz** each recorded assists.

GAME 4 (MAY 1, 2017) SAN DIEGO 1 @ ONTARIO 4

The Reign pushed the series to a deciding Game 5 with a 4-1 win at Citizens Business Bank Arena on Monday night. Justin Auger (2-1=3) and T.J. Hensick both recorded three point nights for the Reign, while goaltender Jack Campbell made 21 saves to even the series, 2-2. **Keaton Thompson** scored his first career postseason goals (PPG), while **Spencer Abbott** recorded an assist and **Kevin Roy** recorded his first career playoff point (assist).

PP: 1-2 PK: 2-2 SF: 22 SA: 35

Three Stars: 1. J. Auger 2. T. Hensick 3. P. LaDue

GAME 5 (MAY 2, 2017) SAN DIEGO 4 VS. ONTARIO 1

The Gulls eliminated the Ontario Reign in Game 5 of the Pacific Division Semifinals with a 4-1 victory at Valley View Casino Center. San Diego scored three first period goals, with **Nic Kerdiles** (1-2=3) factoring in all three, tallying the most points by a Gulls player in a single playoff period. Kerdiles scored the game's first goal (PPG), while he assisted on **Keaton Thompson** (1-0=1) and **Kevin Roy's** (1-0=1) goals. San Diego's three goals in the first period tied a Gulls playoff record for goals in a period (two previous occasions),

and also set a record for goals in a first period (last: second period; Game 4 on Apr. 29 vs. Texas). The three goals in the first 11:40 of the first period set a Gulls postseason record for the three earliest goals scored, while they also were scored in a span of 2:37, the fastest three goals scored in San Diego's playoff history. **Jordan Samuels-Thomas** (1-0=1) sealed the victory in the third period with his first goal of the playoffs, **Jhonas Enroth** stopped 37-of-38 shots in his third victory of the postseason.

PP: 1-3 PK: 4-4 SF: 26 SA: 38

Three Stars: 1. J. Enroth 2. N. Kerdiles 3. K. Thompson

WESTERN CONFERENCE SECOND ROUND

GAME 1 (MAY 5, 2017) SAN DIEGO 3 @ SAN JOSE 2 OT

The Gulls erased two one-goal deficits to force overtime and **Kevin Roy** scored the game-winning goal 38 seconds into the extra session to give San Diego a 1-0 series lead. **Jhonas Enroth** stopped 36-of-38 shots en route to his second consecutive postseason win and first of the Second Round. **Nate Guenin** tied the game with 3:56 remaining in regulation to extend the game to overtime. **Kalle Kossila** scored his second goal of the postseason and earned an assist on Guenin's goal for his first career postseason multi-point game. Roy also registered an assist to earn his second consecutive multi-point game of the postseason. **Sam Carrick** recorded an assist and **Tyler Morley's** game-winning assist marked the first postseason point of his career.

PP: 1-4 PK: 3-4 SF: 16 SA: 38

Three Stars: 1. K. Roy 2. R. Carpenter 3. N. Guenin

GAME 2 (MAY 6, 2017) SAN DIEGO 1 @ SAN JOSE 5

The Gulls fell 5-1 to the Barracuda in Game 2 on Saturday evening at SAP Center, tying the of the Pacific Division Finals series at 1-1. Five different San Jose players scored goals, while Ryan Carpenter, Timo Meier, Julius Bergman and Tim Heed each recorded multi-point games. Troy Grosenick stopped 31-of-32 shots in his first win of the series and fourth of the postseason. **Jhonas Enroth** made 30 saves in 46:46 TOI and was replaced midway through the third period by **Dustin Tokarski** who stopped all seven shots faced in 13:14 of action. **Sam Carrick** (1-0=1) scored the lone goal of the game and his second of the postseason. **Keaton Thompson** and **Max Gortz** each recorded assists on Carrick's goal.

PP: 0-3 PK: 2-4 SF: 32 SA: 42

Three Stars: 1. R. Carpenter 2. T. Grosenick 3. T. Meier

GAME 3 (MAY 10, 2017) SAN DIEGO 3 VS. SAN JOSE 4

San Jose took a 2-1 series lead after overcoming three one-goal deficits and Timo Meier score 17:40 into overtime for the 4-3 victory. The 77:40 marked the longest playoff game in Gulls history, surpassing the previous mark of 71:55 in Game 2 vs. Ontario in the Pacific Division Finals on May 7, 2016 (2-1 Ontario win). **Spencer Abbott** scored at 16:40 of the third period, and assisted on San Diego's two previous goals, but Daniel O'Regan's game-tying goal with 1:01 remaining in regulation canceled out Abbott's second of the playoffs to force overtime. **Max Jones** scored his first professional goal in his seventh postseason game, and added his first assist on Abbott's late third period goal. **Jhonas Enroth** made a postseason career high 45 saves, while **Jaycob Megna** and **Antoine Laganiere** also recorded assists.

PP: 0-2 PK: 2-2 SF: 35 SA: 49

Three Stars: 1. T. Meier 2. S. Abbott 3. D. O'Regan



2017 PLAYOFF NOTES

GAME 4 (MAY 12, 2017) SAN DIEGO 3 VS. SAN JOSE 4

San Jose took a 3-1 series lead after a 4-3 win at Valley View Casino Center. San Jose held two three-goals leads, but the Gulls pushed back with two goals in the third period but couldn't overcome an early deficit in their third straight loss of the series. Barclay Goodrow, Ryan Carpenter and Joakim Ryan led the Barracuda while Troy Grosenick stopped 29 shots in his third consecutive win of the series. **Sam Carrick** and **Nic Kerdiles** each registered multi-point games, while **Mitch Hults** scored his first postseason goal in his Calder Cup Playoffs debut. **Jhonas Enroth** stopped 15 shots in 40 minutes of action, picking up the loss, while **Dustin Tokarski** made seven saves in 17:14 of relief.

PP: 1-5 **PK:** 1-4 **SF:** 32 **SA:** 26

Three Stars: 1. B. Goodrow 2. R. Carpenter 3. J. Ryan

GAME 5 (MAY 13, 2017) SAN DIEGO 0 VS. SAN JOSE 2

The Gulls were eliminated from the Calder Cup Playoffs with a 2-0 loss to San Jose in Game 5 of the Second Round. **Jhonas Enroth** stopped 33-of-35 shots for the Gulls, but Troy Grosenick stopped all 34 shots to earn his second shutout of the postseason. Barclay Goodrow and Adam Helewka tallied goals in the win.

PP: 0-3 **PK:** 1-3 **SF:** 34 **SA:** 35

Three Stars: 1. T. Grosenick 2. B. Goodrow 3. A. Helewka



2016 PLAYOFF STATISTICS



No.	Player	Pos	GP	G	A	PTS	+/-	PIM	PP	SHG	SOG	%
15	Chris Mueller	C	9	4	7	11	4	6	1	0	14	28.6
20	Nick Ritchie	LW	9	5	3	8	4	20	1	0	21	23.8
11	Stefan Noesen	RW	9	2	5	7	1	2	1	0	11	18.2
27	*Shea Theodore	D	7	2	3	5	2	4	1	0	22	9.1
18	Mike Sgarbossa	C	5	1	4	5	1	2	1	0	15	6.7
26	*Brandon Montour	D	9	0	5	5	3	8	0	0	29	0.0
21	Chris Wagner	C	7	2	2	4	-2	4	0	0	15	13.3
28	Antoine Laganiere	C	9	2	2	4	1	4	1	0	20	10.0
13	*Ondrej Kase	F	9	1	3	4	-4	0	1	0	13	7.7
19	Joseph Cramarossa	C	9	3	0	3	1	6	0	1	6	50.0
22	Matt Bailey	RW	8	1	2	3	1	8	0	0	10	10.0
14	*Kalle Kossila	F	7	2	0	2	-1	2	0	0	4	50.0
12	Corey Tropp	RW	8	1	1	2	-1	20	0	0	9	11.1
37	*Andrew Welinski	D	8	0	2	2	2	4	0	0	9	0.0
10	Kyle MacKinnon	C	9	0	2	2	1	0	0	0	14	0.0
24	Jaycob Megna	D	9	1	0	1	2	0	0	0	10	10.0
35	Anton Khudobin	G	4	0	1	1	0	0	0	0	0	0.0
6	*Brian Cooper	D	8	0	1	1	2	4	0	0	4	0.0
43	*Jacob Larsson	D	1	0	0	0	-1	0	0	0	2	0.0
25	Andrew O'Brien	D	2	0	0	0	-1	0	0	0	4	0.0
29	Kenny Ryan	RW	2	0	0	0	-1	0	0	0	1	0.0
16	Brian McGrattan	RW	3	0	0	0	-2	2	0	0	2	0.0
9	Harry Zolnierczyk	LW	4	0	0	0	1	0	0	0	4	0.0
7	Joe Piskula	D	5	0	0	0	-2	4	0	0	2	0.0
2	Stu Bickel	D	6	0	0	0	-3	6	0	0	2	0.0

#	Player	GP	MIN	EN	SO	GA	GAA	SVS	SV%	W	L
35	Anton Khudobin	4	185:28	0	0	7	2.26	99	.934	2	1
31	Matt Hackett	6	369:33	0	1	14	2.27	173	.925	2	4
Totals		9	558:24	0	1	22	2.36	272	.925	4	5

*Rookie

The San Diego Gulls made their first ever trip to the Calder Cup Playoffs in their first season in the newly-created Pacific Division. San Diego faced Texas in the First Round, a best-of-five series, and eliminated the Stars in Game 4 at Valley View Casino Center. San Diego won its inaugural playoff game on April 21, a 4-1 victory at H-E-B Center, and left Texas with the series tied, 1-1, after the first two games. After solidifying home-ice advantage in the series with a 39-23-4-2 record, finishing second in the Pacific Division. The Gulls won both Game 3 (6-1) and Game 4 (6-2) to clinch the club's first postseason series victory. In the Second Round, San Diego and Southern California rival Ontario met in the Pacific Division Final, where the Reign pulled out a 4-1 series win. Two of Ontario's victories came in overtime. **Chris Mueller** (4-7=11) led the Gulls in postseason scoring and assist (7), and co-led the club with a +4 rating. **Nick Ritchie** paced the team in goals (5).

WESTERN CONFERENCE FIRST ROUND

GAME 1 (APRIL 21, 2016) SAN DIEGO 4 @ TEXAS 1

The San Diego Gulls received goals from **Antoine Laganiere**, **Nick Ritchie** and **Chris Mueller** en route to a 3-1 victory over the Texas Stars, as the two AHL Pacific Division teams began their best-of-five series to open up the Calder Cup Playoffs. **Anton Khudobin** earned the game's top star designation, saving 28 of the 29 shots he faced from a Stars team that ended the regular season second in the league in goals per game (3.64). San Diego killed all four penalties they faced and withstood extended third period defensive zone pressure from the Stars. After finishing the regular season as the only AHL team with a perfect record when leading after forty minutes (31-0-0), the Gulls moved to 1-0 in the playoffs in the same circumstance.

PP: 0-2 **PK:** 4-4 **SF:** 17 **SA:** 29

Three Stars: 1. A. Khudobin 2. J. Dowling 3. N. Ritchie

GAME 2 (APRIL 23, 2016) SAN DIEGO 1 @ TEXAS 5

The Texas Stars scored four unanswered goals over the final two periods, beating the San Diego Gulls 5-1 on Saturday night at HEB Center at Cedar Park. The first round Calder Cup Playoffs division semi-final best-of-five series is now tied 1-1 heading back to San Diego for Games 3, 4 and 5 if necessary. Esa Lindell earned top star honors for the Stars (1-1) with a goal and assist. Texas benefited from eight power plays on the night, as the Gulls were goaded into ten minor penalties. **Nick Ritchie** scored the lone goal of the game for San Diego and has netted a goal in each of the first two games of the playoffs.

PP: 0-5 **PK:** 6-8 **SF:** 26 **SA:** 42

Three Stars: 1. E. Lindell 2. M. Mangene 3. B. Ritchie

GAME 3 (APRIL 28, 2016) SAN DIEGO 6 VS. TEXAS 1

The San Diego Gulls made their first-ever American Hockey League home game in the Calder Cup Playoffs one to remember, storming past the Texas Stars 6-1 in front of a boisterous crowd of 6,571 at Valley View Casino Center. San Diego has a 2-games-to-1 series lead with Game Four scheduled for Friday night. **Chris Wagner** (goal, two assists), **Mike Sgarbossa** (goal, two assists) and **Shea Theodore** (three assists) each paced the Gulls offense, as San Diego (2-1) set a postseason high and matched their best regular season mark with six goals scored. **Anton Khudobin** stopped 28 of 29 shots in net and earned the game's stop star, as the Gulls moved within one win of a series victory in the best-of-five contest.

PP: 2-6 **PK:** 4-4 **SF:** 48 **SA:** 29

Three Stars: 1. A. Khudobin 2. C. Wagner 3. S. Theodore

GAME 4 (APRIL 29, 2016) SAN DIEGO 6 VS. TEXAS 2

The San Diego Gulls clinched their first-ever Calder Cup Playoff series win (3-game-to-1) with a 6-2 victory over the Texas Stars in front of 7,509 fans at Valley View Casino Center to advance to the Pacific Division Final. **Chris Mueller** collected three points (1-2=3) while **Joseph Cramarossa** netted two goals (2-0=2) for San Diego. **Shea Theodore** opened the scoring at 6:45 of the opening frame with **Ondrej Kase** and **Antoine Laganiere** tallying a third period goal to put the game to bed for the Gulls. **Matt Hackett** stopped 21-of-23 shots earning the win after replacing **Anton Khudobin** 5:54 into the first period. Brett Ritchie and Brendan Ranford registered goals for Texas. After losing five of six regular season contests, the Gulls came back to outscore the Stars 16-9 in the four-game series.

PP: 3-7 **PK:** 5-5 **SF:** 37 **SA:** 29

Three Stars: 1. M. Hackett 2. J. Cramarossa 3. C. Mueller

WESTERN CONFERENCE SECOND ROUND

GAME 1 (MAY 5, 2016) SAN DIEGO 3 @ ONTARIO 5

Michael Mersch had two goals and an assist as the host Ontario Reign captured Game One of the AHL Pacific Division Finals, dealing the San Diego Gulls a 5-3 defeat in front of 4,387 at Citizens Business Bank Arena. Jeff Schultz added a goal and assist for the Reign. **Kalle Kossila**, **Matt Bailey** and **Corey Tropp** netted goals for San Diego, who rallied from a 2-0 first period deficit to tie the score 2-2 early in the second. Joel Lowry's go-ahead goal at 14:37 allowed the Reign to regain the lead for good.

PP: 0-3 **PK:** 3-4 **SF:** 19 **SA:** 29

Three Stars: 1. M. Mersch 2. J. Schultz 3. K. Raine

GAME 2 (MAY 7, 2016) SAN DIEGO 1 VS. ONTARIO 2 (OT)

Justin Auger's goal 11:55 into sudden death overtime gave the Ontario Reign a 2-1 victory over the San Diego Gulls at Valley View Casino Center. Auger brought the game to an end and sent a crowd of 7,621 to the exits with his rebound goal in the mid-slot, deflecting home a Kevin Gravel shot after Adrian Kempe won the offensive zone draw at the right circle. His second goal of the playoffs ended the first OT game for the Gulls in their AHL Calder Cup history. **Matt Hackett** made 42 saves in a spectacular performance in net for the Gulls (3-3 playoffs), single-handedly powering San Diego into extra time by making multiple bonus saves.

PP: 0-4 **PK:** 4-5 **SF:** 27 **SA:** 44

Three Stars: 1. J. Auger 2. K. Newbury 3. M. Hackett

GAME 3 (MAY 8, 2016) SAN DIEGO 3 @ ONTARIO 0

After dropping the first two games of the Pacific Division Finals to the Reign, the Gulls stormed back with a 3-0 victory at Citizens Business Bank Arena. **Matt Hackett** stopped all 29 shots he faced for his second career AHL playoff shutout, and first since 2011 with the Houston Aeros. **Nick Ritchie** scored a power play goal for San Diego, with **Kalle Kossila** and **Jaycob Megna** (empty net) also netting goals for the Gulls.

PP: 1-4 **PK:** 3-3 **SF:** 25 **SA:** 29

Three Stars: 1. M. Hackett 2. N. Ritchie 3. K. Kossila

GAME 4 (MAY 13, 2016) SAN DIEGO 3 VS. ONTARIO 4 (OT)

For the second straight home game, the San Diego Gulls fell to the Ontario Reign in sudden death overtime as Mike Amadio score 6:29 into the extra period to give Ontario a 4-3 win. Ontario received two goals from Adrian Kempe and a tally from Nic Dowd in the third period to take the lead. **Chris Mueller** added two third period goals, none bigger than the tying goal at 14:06 of the third to extend the game to overtime. **Shea Theodore** scored his second goal of the playoffs at 7:21 of the second frame, while **Matt Hackett** stopped 33-of-37 shots.

PP: 1-5 **PK:** 1-1 **SF:** 28 **SA:** 37

Three Stars: 1. A. Kempe 2. N. Dowd 3. C. Mueller

GAME 5 (MAY 14, 2016) SAN DIEGO 1 @ ONTARIO 2

The San Diego Gulls were eliminated from the Calder Cup Playoffs (4-games-to-1) after a 2-1 defeat to the Ontario Reign at Citizens Business Bank Arena. **Chris Wagner** scored the lone goal for San Diego at 8:31 of the second period after Joel Lowry opened the scoring early in the frame. Justin Auger's goal at 8:56 of the second period proved to be the game winner and series clincher for the Reign in front of 7,230 fans in Ontario. **Matt Hackett** was steady in net, stopping 24-of-26 shots faced. San Diego finished the Calder Cup Playoffs with a 4-5 record in their first postseason as a club.

PP: 0-4 **PK:** 3-3 **SF:** 16 **SA:** 26

Three Stars: 1. J. Auger 2. J. Lowry 3. M. Amadio





2019 SAN DIEGO GULLS PLAYOFF GAME-BY-GAME

Date	Team	W/L/OT	Record	GF-GA	Scorers	W Goal	PP	PK	SF-SA	W-L GltDr	Attend.
04/17/2019	San Jose	W*	1-0	6-5	34,25,39,12,7,39	39	0-2	3-3	42-35	30-32	5,709
04/18/2019	San Jose	L	1-1	3-5	7s,28,23	89	0-2	5-6	30-27	32-30	6,010
04/22/2019	@ San Jose	W	2-1	4-2	23,15p,7,27	7	1-4	1-1	36-22	30-32	5,848
04/24/2019	@ San Jose	W	3-1	5-2	25,3p,23,27,7	23	1-3	1-2	30-32	30-32	3,175
05/03/2019	@ Bakersfield	W*	4-1	3-2	28p,25,17	17	1-2	2-2	56-53	30-40	6,524
05/04/2019	@ Bakersfield	W	5-1	4-1	39,17,22,27	17	0-1	2-2	39-28	33-39	7,033
05/08/2019	Bakersfield	L*	5-2	6-7	27,14p,39,3p,12,23	37	2-4	1-2	29-37	34-30	6,835
05/10/2019	Bakersfield	W	6-2	4-2	27p,25,27,9p	27	2-7	3-3	31-28	30-40	12,005
05/11/2019	@ Bakersfield	L*	6-3	1-2	9	18	0-2	3-4	46-44	34-30	7,226
05/13/2019	Bakersfield	W	7-3	6-2	7,14,14p,27,25,15	14	1-5	4-5	29-22	30-34	5,217
05/17/2019	@ Chicago	L*	7-4	4-5	12,17,3p,17	29	1-2	1-2	44-28	35-30	3,607
05/18/2019	@ Chicago	W	8-4	3-0	25,32,23	25	0-3	4-4	23-29	33-35	5,435
05/22/2019	Chicago	W	9-4	3-2	12,23s,29	29	0-2	4-4	29-23	33-35	7,345
05/24/2019	Chicago	L*	9-5	1-2	28	7	0-2	3-3	41-44	35-33	12,147
05/25/2019	Chicago	L	9-6	2-5	27,34	7	0-4	1-1	21-27	33-33	9,022
05/27/2019	@ Chicago	L	9-7	1-3	25p	20	1-3	2-2	30-28	35-33	4,628

2017 SAN DIEGO GULLS PLAYOFF GAME-BY-GAME

Date	Team	W/L/OT	Record	GF-GA	Scorers	W Goal	PP	PK	SF-SA	W-L GltDr	Attend.
04/21/2017	Ontario	L	0-1	2-3	25,17s	22	0-2	3-3	34-30	1-1	9,075
04/22/2017	@ Ontario	W	1-1	2-1	16,16	16	1-3	3-3	24-24	1-1	9,491
04/28/2017	Ontario	W	2-1	3-1	14p,17,28	17	1-5	3-4	27-39	1-1	10,391
05/01/2017	@ Ontario	L	2-2	1-4	4p	6	1-2	2-2	22-35	1-1	7,612
05/02/2017	Ontario	W	3-2	4-1	17p,4,9,42	4	1-3	4-4	26-38	1-36	5,634
05/05/2017	@ San Jose	W*	4-2	3-2	14p,5,9	9	1-4	3-4	16-38	1-1	4,207
05/06/2017	@ San Jose	L	4-3	1-5	25	40	0-3	2-4	32-42	1-1	5,911
05/10/2017	San Jose	L	4-4	3-4	41,25,11	28	0-2	2-2	35-49	1-1	6,171
05/12/2017	San Jose	L	4-5	3-4	34,17p,25	72	1-5	1-4	32-26	1-1	10,617
05/13/2017	San Jose	L	4-6	0-2		23	0-2	2-3	34-35	1-1	7,368

2016 SAN DIEGO GULLS PLAYOFF GAME-BY-GAME

Date	Team	W/L/OT	Record	GF-GA	Scorers	W Goal	PP	PK	SF-SA	W-L GltDr	Attend.
04/21/2016	@ Texas	W	1-0	3-1	28,20,15	20	0-2	4-4	17-29	35-33	3,847
04/23/2016	@ Texas	L	1-1	1-5	20	3	0-5	6-8	26-42	1-35	5,623
04/28/2016	Texas	W	2-1	6-1	11p,20,18p,19,11,21	20	2-6	4-4	48-29	35-1	6,571
04/29/2016	Texas	W	3-1	6-2	27,15p,28p,19s,13p,19	28	3-7	5-5	37-29	31-1	7,509
05/05/2016	@ Ontario	L	3-2	3-5	14,22,12	27	0-3	3-4	19-29	31-31	4,387
05/07/2016	Ontario	L*	3-3	1-2	20	39	0-4	4-5	44-27	31-31	7,621
05/08/2016	@ Ontario	W	4-3	3-0	14,20p,24	14	1-4	3-3	25-29	31-31	5,420
05/13/2016	Ontario	L*	4-4	3-4	27p,15,15	10	1-5	1-1	28-37	31-31	9,078
05/14/2016	@ Ontario	L	4-5	1-2	21	39	0-4	3-3	16-26	31-31	7,230

+ = Sellout * = Overtime

INDIVIDUALS

MOST GOALS

Career	11	Sam Carrick, 2017-19 (26 games)
Playoff season	7	Twice: Adam Cracknell (2019); Sam Carrick (2019)
Series	4	Twice: Chase De Leo, 2019 First Round vs. SJ (4 games); Max Comtois, 2019 Second Round vs. BAK (6 games)
Game	2	Eight times (last: Max Comtois, Game 1 of WCF, May 17, 2019 @ CHI)
Period	2	Three times (last: Kalle Kossila, first period of Game 6 of Second Round, May 13, 2019 vs. BAK)

MOST ASSISTS

Career	12	Andy Welinski, 2016-19
Playoff season	9	Twice: Ben Street (2019); Adam Cracknell (2019)
Series	5	Adam Cracknell, 2019 Second Round vs. BAK (6 games)
Game	3	Andy Welinski, Game 6 of Second Round, May 13, 2019 vs. BAK
Period	2	Three times (last: Andy Welinski, First Round of Game 6 of Second Round, May 13, 2019 vs. BAK)

MOST POINTS

Career	21	Sam Carrick, 2017-19
Playoff season	16	Adam Cracknell, 2019
Series	9	Adam Cracknell, 2019 Second Round vs. BAK (5 games)
Game	3	12 times (last: Andy Welinski, Game 6 of Second Round, May 13, 2019 vs. BAK)
Period	3	Nic Kerdiles, first period of Game 5 of First Round, May 2, 2017 vs. ONT

HIGHEST PLUS/MINUS RATING

Career	+14	Jaycob Megna, 2016-19
Playoff Season	+11	Jaycob Megna, 2019 (16 games)
Game	+3	Nine times (last: Corey Tropp, Game 3 of WCF, May 22, 2019 vs. CHI)

MOST GAMES

Career	35	Jaycob Megna, 2016-19
Playoff Season	16	Set by 12 players in 2019

MOST SHOTS

Career	81	Sam Carrick, 2017-19
Playoff Season	54	Sam Carrick, 2019 (16 games)
Series	25	Sam Carrick, 2019 Second Round vs. BAK (6 games)
Game	8	Three times (last: Adam Cracknell, Game 2 of Second Round, May 4, 2019 @ BAK)

LONGEST PLAYOFF SCORING STREAKS

Point Streak	6 gms	Twice: Adam Cracknell (6-5=11), Apr. 18-May 10; Chris Mueller (3-7=10), Apr. 28-May 13, 2016
Goal Streak	5 gms	Sam Carrick (6-4=10), Apr. 22-May 10, 2019
Assist Streak	6 gms	Chris Mueller (3-7=10), Apr. 28-May 13, 2016

ALL-TIME HAT TRICKS

None

MOST OVERTIME GOALS

Career	1	Three times: Kevin Roy, 2017; Kiefer Sherwood, 2019; Max Comtois, 2019
Playoff Season	1	Three times: Kevin Roy, 2017; Kiefer Sherwood, 2019; Max Comtois, 2019

MOST GOALS - DEFENSEMEN

Playoff Season	3	Andy Welinski, 2019 (16 games)
Series	2	Keaton Thompson, 2017 First Round vs. ONT (5 games)
Game	1	Set 12 times, 2016-19



GULLS PLAYOFF RECORDS

MOST ASSISTS – DEFENSEMEN

Playoff Season.....	7	Andy Welinski, 2019 (16 games)
Series.....	4	Andy Welinski, 2019 Second Round vs. BAK (6 games)
Game.....	3	Andy Welinski, Game 6 of Second Round, May 13, 2019 vs. BAK

MOST POINTS – DEFENSEMEN

Playoff Season.....	10	Andy Welinski, 2019 (16 games)
Series.....	5	Andy Welinski, 2019 Second Round vs. BAK (6 games)
Game.....	3	Andy Welinski, Game 6 of Second Round, May 13, 2019 vs. BAK

MOST GOALS – ROOKIE

Playoff Season.....	6	Sam Steel, 2019 (16 games)
Series.....	3	Twice: Max Comtois, 2019 Second Round vs. BAK (6 games); Sam Steel, 2019 First Round vs. SJ (4 games)
Game.....	2	Three times (last: Max Comtois, Game 1 of WCF, May 17, 2019 @ CHI)

MOST ASSISTS – ROOKIE

Playoff Season.....	7	Sam Steel, 2019 (16 games)
Series.....	4	Max Jones, 2019 First Round vs. SJ (4 games)
Game.....	2	Five times (last: Kiefer Sherwood, Game 2 of WCF, May 18, 2019 @ CHI)

MOST POINTS – ROOKIE

Playoff Season.....	13	Sam Steel, 2019 (16 games)
Series.....	6	Twice: Max Comtois, 2019 Second Round vs. BAK (6 games); Sam Steel, 2019 First Round vs. SJ (4 games)
Game.....	3	Isac Lundestrom, Game 2 of Second Round, May 4, 2019 @ BAK

MOST GAMES – ROOKIE

Playoff Season.....	16	Sam Steel, 2019; Kiefer Sherwood, 2019; Simon Benoit, 2019
---------------------	----	--

LONGEST PLAYOFF SCORING STREAKS – ROOKIE

Point Streak.....	4 gms	Twice: Sam Steel (3-3=6), Apr. 17-24, 2019; Max Comtois (2-2=4), May 3-10, 2019
Goal Streak.....	3 gms	Sam Steel (3-2=5), Apr. 18-24, 2019
Assist Streak.....	3 gms	Three times (last: Sam Steel (1-3=4), May 8-11, 2019)

GOALTENDERS

MOST MINUTES PLAYED (GOALIES)

Career.....	715:05	Jeff Glass, 2019 (11 games)
Playoff Season.....	715:05	Jeff Glass, 2019 (11 games)
Series.....	407:53	Jeff Glass, 2019 (6 games)
Game.....	124:19	Jeff Glass, Game 1 of Second Round, May 3, 2019 @ BAK (4 OT)

MOST SHUTOUTS

Career.....	1	Twice: Kevin Boyle, 2019 (7 games) and Matt Hackett, 2016 (6 games)
-------------	---	---

MOST SAVES

Career.....	315	Jhonas Enroth, 2017 (10 games)
Playoff Season.....	315	Jhonas Enroth, 2017 (10 games)
Series.....	177	Jeff Glass, 2019 Second Round vs. BAK (6 games)
Game.....	51	Jeff Glass, Game 1 of Second Round, May 3, 2019 @ BAK (4 OT)
Period.....	20	Jhonas Enroth, second period of Game 3 of Second Round, May 10, 2017 vs. SJ
Overtime.....	12	Jeff Glass, first overtime of Game 5 of Second Round, May 11, 2019 @ BAK

GULLS PLAYOFF RECORDS



MOST SHOTS FACED

Career.....	341	Jhonas Enroth, 2017 (10 games)
Playoff Season.....	341	Jhonas Enroth, 2017 (10 games)
Series.....	192	Jeff Glass, 2019 Second Round vs. BAK (6 games)
Game.....	53	Jeff Glass, Game 1 of Second Round, May 3, 2019 @ BAK (4 OT)
Period.....	20	Jhonas Enroth, second period of Game 3 of Second Round, May 10, 2017 vs. SJ
Overtime.....	12	Jeff Glass, first overtime of Game 5 of Second Round, May 11, 2019 @ BAK

LOWEST GOALS-AGAINST AVERAGE (MIN. 3 GP)

Career.....	2.25	Kevin Boyle, 2019 (7 games)
Playoff Season.....	2.25	Kevin Boyle, 2019 (7 games)
Series.....	1.82	Jhonas Enroth, 2017 First Round vs. ONT (5 games)

HIGHEST SAVE PERCENTAGE (MIN. 3 GP)

Career.....	0.934	Anton Khudobin, 2016 (4 games)
Playoff Season.....	0.934	Anton Khudobin, 2016 (4 games)
Series.....	0.945	Jhonas Enroth, 2017 First Round vs. ONT (5 games)

GOALTENDING STREAKS

Consecutive games played..	11 gms	Jeff Glass, 2019
Consecutive starts.....	10 gms	Jhonas Enroth, 2017
Consecutive shutouts.....	0	N/A
Longest winning streak.....	3 gms	Twice: Kevin Boyle, May 4-22, 2019; Jeff Glass Apr. 22-May 3, 2019
Longest losing streak.....	4 gms	Jhonas Enroth, May 6-13, 2017
Longest shutout sequence....	103:45	Matt Hackett, Game 3 of Second Round on May 8 @ ONT through Game 3 of Second Round on May 13, 2019 vs. ONT, spanning two games

TEAM

MOST GOALS

Playoff Season.....	56	2019 (16 games)
Series.....	24	2019 Second Round vs. BAK (6 games)
Game.....	6	Five times (last: Game 6 of Second Round, May 13, 2019 vs. BAK)
Period.....	3	Seven times (last: first period of Game 6 of Second Round, May 13, 2019 vs. BAK)

MOST SHOTS

Playoff Season.....	556	2019 (16 games)
Series.....	230	2019 Second Round vs. BAK (6 games)
Game.....	56	Game 1 of Second Round, May 3, 2019 vs. BAK
Period.....	21	Second period of Game 3 of First Round, Apr. 28, 2016 vs. TEX
Overtime.....	17	First OT period of Game 4 of WCF, May 24, 2019 @ CHI

FEWEST SHOTS

Playoff Season.....	243	2016 (9 games)
Series.....	115	2016 Second Round vs. ONT (5 games)
Game.....	16	Twice: Game 1 of Second Round, May 5, 2017 @ SJ; Game 5 of Second Round, May 14, 2016 vs. ONT
Period.....	2	Twice: First period of Game 1 of Second Round, May 5, 2017 @ SJ First period of Game 5 of Second Round, May 14, 2016 vs. ONT
Overtime.....	0	Twice: First OT period of Game 4 of Second Round, May 13, 2016 vs. ONT; First OT period of Game 3 of Second Round, May 8, 2019 vs. BAK



GULLS PLAYOFF RECORDS

EARLIEST GOAL SCORED

Earliest goal scored from the start of game	0:46	Chase De Leo, Game 6 of Second Round, May 13, 2019 vs. BAK
	3:22	Nick Ritchie, Game 2 of Second Round, May 7, 2019 vs. ONT
	4:23	Nick Sorensen, Game 2 of First Round, Apr. 22, 2017 @ ONT
Earliest goal scored from the start of OT	0:38	Kevin Roy, Game 1 of Second Round, May 5, 2017 @ SJ
	1:13	Kiefer Sherwood, Game 1 of First Round, Apr. 17, 2019 vs. SJ
	64:20	Max Comtois, Game 1 of Second Round, May 3, 2019 @ BAK

BIGGEST COMEBACK WIN

Game	Down by 3	Trailing by three with 53:45 left in regulation, 6-5 OT win in Game 1 of the First Round, Apr. 17, 2019 vs. SJ
------	-----------	--

MOST MULTI-GOAL COMEBACK WINS

Playoff Season	1	2019
----------------	---	------

OPPONENTS TEAM RECORDS

MOST GOALS

Series	17	Two times: 2019 WCF vs. CHI (6 games), 2017 PDF vs. SJ (5 games)
Game	7	Game 3 of PDF, May 8, 2019 vs. BAK
Period	3	Five times (last: third period of Game 6 of WCF, May 27, 2019 at CHI)

MOST SHOTS

Series	212	2019 PDF vs. BAK (6 games)
Game	53	Game 1 of PDF, May 3, 2019 at BAK (4 OT)
Period	20	Game 3 of PDF, May 10, 2017 vs. SJ (OT)
Overtime Period	12	First OT period of Game 5 of PDF, May 11, 2019 @ BAK

MOST PENALTY MINUTES

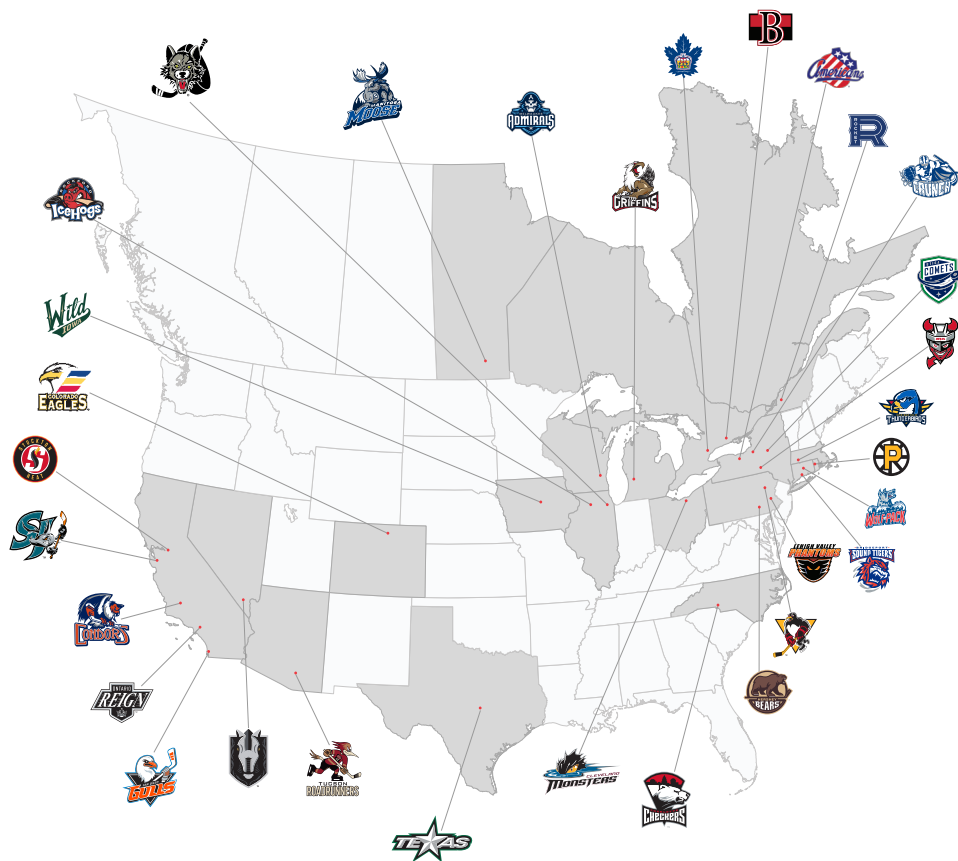
Series	55	Two times: last: 2019 PDF vs. BAK (6 games) 2016 PDF vs. ONT (5 games)
Game	30	Game 2 of PDSF, Apr. 18, 2019 vs. SJ
Period	26	Game 2 of PDSF, Apr. 18, 2019 vs. SJ

FEWEST SHOTS

Series	116	2019 PDSF vs. SJ (4 games)
Game	22	Two times (last: Game 6 of PDF, May 13, 2019 vs. BAK) Game 3 of PDSF, Apr. 22, 2019 at SJ
Period	3	Game 3 of PDF, May 10, 2017 vs. SJ (OT)
Overtime Period	0	Two times (last: First OT period of Game 1 of PDSF, Apr. 17, 2019 vs. SJ) First OT period of Game 1 of PDF, May 5, 2017 @ SJ



2020-21 AHL TEAM LANDSCAPE



Bakersfield Condors • Belleville Senators • Binghamton Devils • Bridgeport Sound Tigers • Charlotte Checkers • Chicago Wolves •
 Cleveland Monsters • Colorado Eagles • Grand Rapids Griffins • Hartford Wolf Pack • Henderson Silver Knights • Hershey Bears • Iowa Wild •
 Laval Rocket • Lehigh Valley Phantoms • Manitoba Moose • Milwaukee Admirals • Ontario Reign • Providence Bruins •
 Rochester Americans • Rockford IceHogs • San Diego Gulls • San Jose Barracuda • Springfield Thunderbirds • Stockton Heat •
 Syracuse Crunch • Texas Stars • Toronto Marlies • Tucson Roadrunners • Utica Comets • Wilkes-Barre/Scranton Penguins

AHL



BAKERSFIELD CONDORS

ALL-TIME SERIES SUMMARY

SEASON	SERIES RESULTS	GF	GA	SF	SA	POWER PLAY	PENALTY KILLING
2015-16	6-6-0-0 (4-2-0-0 in SD)	43 (3.6)	48 (4.0)	396 (33.0)	385 (32.1)	10-46 (21.7)	47-52 (90.4)
2016-17	6-2-0-0 (3-1-0-0 in SD)	25 (3.1)	18 (2.3)	271 (33.9)	218 (27.3)	8-27 (29.6)	24-29 (82.8)
2017-18	3-4-1-0 (1-3-0-0 in SD)	21 (2.6)	21 (2.6)	263 (32.9)	278 (34.8)	5-28 (17.9)	24-26 (92.3)
2018-19	6-3-0-1 (3-2-0-0 in SD)	31 (3.1)	35 (3.5)	307 (30.7)	349 (34.9)	12-43 (27.9)	28-35 (80.0)
2019-20	4-2-0-1 (1-1-0-1 in SD)	21 (2.9)	16 (2.1)	228 (32.6)	209 (29.9)	1-24 (4.2)	25-27 (92.6)
Totals	21-15-1-1 (11-8-0-0 in SD)	120 (3.2)	122 (3.2)	1237 (32.6)	1230 (32.4)	35-144 (24.3)	123-142 (86.6)

ALL-TIME SERIES FACTS

	OVERALL	@ SAN DIEGO	@ BAKERSFIELD
All-Time Series:	25-17-1-2	12-9-0-1	13-8-1-1
Current Streak:	Three San Diego wins	One San Diego Win	Three San Diego wins
Last Win by San Diego:	Feb. 21, 2020 (4-1)	Feb. 9, 2020 (4-2)	Feb. 21, 2020 (4-1)
Last Win by Bakersfield:	Jan. 4, 2020 (2-1 SO)	Jan. 4, 2020 (2-1 SO)	Oct. 4, 2019 (2-1)
Last 10 games:	5-4-0-1	4-5-0-1	6-3-0-1
Overtime Record:	7-0-1-2	4-0-0-1	3-0-1-1
Longest Winning Streak:	Six games Apr. 6, 2016-Feb. 17, 2017	Three games, two times last: Oct. 20-Dec. 27, 2018	Three games Nov. 26, 2016-Feb. 17, 2017
Longest Losing Streak:	Four games, two times last: Mar. 10-31, 2018	Four games Jan. 19, 2019- Jan. 4, 2020	Four games Oct. 24-Dec. 27, 2015
Last Shutout by San Diego:	Feb. 14, 2018 (6-0)	Feb. 14, 2018 (6-0)	N/A
Last Shutout by Bakersfield:	Dec. 11, 2015 (3-0)	N/A	Dec. 11, 2015 (3-0)
Biggest San Diego Win:	Feb. 14, 2018 (6-0)	Feb. 14, 2018 (6-0)	Feb. 7, 2017 (4-2)
Biggest Bakersfield Win:	Feb. 9, 2019 (7-1)	Jan. 6, 2019 (6-2)	Feb. 9, 2019 (7-1)

CHARLOTTE CHECKERS

ALL-TIME SERIES SUMMARY

SEASON	SERIES RESULTS	GF	GA	SF	SA	POWER PLAY	PENALTY KILLING
2015-16	2-2-0-0 (0-2-0-0 in SD)	11 (2.8)	13 (3.3)	121 (30.3)	110 (27.5)	4-17 (23.5)	11-17 (64.7)
2016-17	Did not play						
2017-18	Did not play						
2018-19	Did not play						
2019-20	Did not play						
Totals	2-2-0-0 (0-2-0-0 in SD)	11 (2.8)	13 (3.3)	121 (30.3)	110 (27.5)	4-17 (23.5)	11-17 (64.7)

ALL-TIME SERIES FACTS

	OVERALL	@ SAN DIEGO	@ CHARLOTTE
All-Time Series:	2-2-0-0	0-2-0-0	2-0-0-0
Current Streak:	Two San Diego wins	Two Charlotte wins	Two San Diego wins
Last Win by San Diego:	Feb. 13, 2016 (5-4)	N/A	Feb. 13, 2016 (5-4)
Last Win by Charlotte:	Jan. 9, 2016 (4-2)	Jan. 9, 2016 (4-2)	None
Last 10 games:	2-2-0-0	0-2-0-0	2-0-0-0
Overtime Record:	1-0-0-0	N/A	1-0-0-0
Longest Winning Streak:	Two games Feb. 12-13, 2016	N/A	Two games Feb. 12-13, 2016
Longest Losing Streak:	Two games Jan. 8-9, 2016	Two games Jan. 8-9, 2016	N/A
Last Shutout by San Diego:	N/A	N/A	N/A
Last Shutout by Charlotte:	N/A	N/A	N/A
Biggest San Diego Win:	Feb. 13, 2016 (5-4)	N/A	Feb. 13, 2016 (5-4)
Biggest Charlotte Win:	Jan. 9, 2016 (4-2)	Jan. 9, 2016 (4-2)	N/A

ALL-TIME SERIES SUMMARY

SEASON	SERIES RESULTS	GF	GA	SF	SA	POWER PLAY	PENALTY KILLING
2015-16	Did not play						
2016-17	Did not play						
2017-18	1-1-0-0 (1-0-0-0 in SD)	3 (1.5)	4 (2.0)	45 (22.5)	62 (31.0)	0-4 (0.0)	8-9 (89.0)
2018-19	Did not play						
2019-20	Did not play						
Totals	1-1-0-0 (1-0-0-0 in SD)	3 (1.5)	4 (2.0)	45 (22.5)	62 (31.0)	0-4 (0.0)	8-9 (89.0)

ALL-TIME SERIES FACTS

	OVERALL	@ SAN DIEGO	@ CHICAGO
All-Time Series:	1-1-0-0	1-0-0-0	0-1-0-0
Current Streak:	One San Diego win	One San Diego win	One Chicago win
Last Win by San Diego:	Jan. 10, 2018 (2-1)	Jan. 10, 2018 (2-1)	N/A
Last Win by Chicago:	Dec. 6, 2017 (3-1)	N/A	Dec. 6, 2017 (3-1)
Last 10 games:	1-1-0-0	1-1-0-0	1-1-0-0
Overtime Record:	N/A	N/A	N/A
Longest Winning Streak:	N/A	N/A	N/A
Longest Losing Streak:	N/A	N/A	One game
Last Shutout by San Diego:	N/A	N/A	N/A
Last Shutout by Chicago:	N/A	N/A	N/A
Biggest San Diego Win:	Jan. 10, 2018 (2-1)	Jan. 10, 2018 (2-1)	N/A
Biggest Chicago Win:	Dec. 6, 2017 (3-1)	N/A	Dec. 6, 2017 (3-1)

ALL-TIME SERIES SUMMARY

SEASON	SERIES RESULTS	GF	GA	SF	SA	POWER PLAY	PENALTY KILLING
2015-16	Did not play						
2016-17	Did not play						
2017-18	3-0-1-0 (1-0-1-0 in SD)	10 (2.5)	7 (1.8)	116 (29.0)	149 (35.0)	1-10 (10.0)	8-9 (88.9)
2018-19	Did not play						
2019-20	Did not play						
Totals	3-0-1-0 (1-0-1-0 in SD)	10 (2.5)	7 (1.8)	116 (29.0)	149 (35.0)	1-10 (10.0)	8-9 (88.9)

ALL-TIME SERIES FACTS

	OVERALL	@ SAN DIEGO	@ CLEVELAND
All-Time Series:	3-0-1-0	1-0-1-0	2-0-0-0
Current Streak:	Three San Diego wins	One San Diego Win	Two San Diego wins
Last Win by San Diego:	Mar. 30, 2018	Mar. 30, 2018	Mar. 25, 2018
Last Win by Cleveland:	Mar. 6, 2018	Mar. 6, 2018	N/A
Last 10 games:	3-0-1-0	1-0-1-0	2-0-0-0
Overtime Record:	1-0-1-0	0-0-1-0	1-0-0-0
Longest Winning Streak:	Three games	N/A	Two games
	Mar. 24, 2018-present	N/A	Mar. 24, 2018-present
Longest Losing Streak:	N/A	N/A	N/A
	N/A	N/A	N/A
Last Shutout by San Diego:	N/A	N/A	N/A
Last Shutout by Cleveland:	N/A	N/A	N/A
Biggest San Diego Win:	Mar. 30, 2018 (3-1)	Mar. 30, 2018 (3-1)	One goal, one time
Biggest Cleveland Win:	Mar. 6, 2018 (2-1)	Mar. 6, 2018 (2-1)	N/A

ALL-TIME SERIES SUMMARY

SEASON	SERIES RESULTS	GF	GA	SF	SA	POWER PLAY	PENALTY KILLING
2015-16	Did not play						
2016-17	Did not play						
2017-18	Did not play						
2018-19	3-4-1-0 (2-2-0-0 in SD)	16 (2.0)	20 (2.5)	269 (33.6)	247 (30.9)	5-32 (15.6)	24-29 (82.8)
2019-20	4-1-0-0 (3-0-0-0 in SD)	17 (3.4)	13 (2.6)	180 (36.0)	172 (34.4)	4-16 (25.0)	17-18 (94.4)
Totals	7-5-1-0 (5-2-0-0 in SD)	33 (2.5)	33 (2.5)	449 (34.5)	419 (32.2)	9-48 (18.8)	41-47 (87.2)

ALL-TIME SERIES FACTS

	OVERALL	@ SAN DIEGO	@ COLORADO
All-Time Series:	7-5-1-0	5-2-0-0	2-3-1-0
Current Streak:	One Colorado win	Three San Diego wins	One Colorado win
Last Win by San Diego:	Dec. 13, 2019 (2-1 SO)	Dec. 7, 2019 (4-3 OT)	Dec. 13, 2019 (2-1 SO)
Last Win by Colorado:	Dec. 14, 2019 (3-1)	Mar. 9, 2019 (2-0)	Dec. 14, 2019 (3-1)
Last 10 games:	5-4-1-0	5-2-0-0	2-3-1-0
Overtime Record:	2-0-1-0	1-0-0-0	1-0-1-0
Longest Winning Streak:	Four games	Three games	N/A
	Nov. 1-Dec. 13, 2019	Nov. 1-Dec. 7, 2019	N/A
Longest Losing Streak:	Three games	Two games	Two games
	Feb. 13-Mar. 9, 2019	Mar. 8-9, 2019	Dec. 7-8, 2018
Last Shutout by San Diego:	N/A	N/A	N/A
Last Shutout by Colorado:	Mar. 9, 2019 (2-0)	Mar. 9, 2019 (2-0)	Dec. 7, 2018
Biggest San Diego Win:	Nov. 2, 2019 (5-2)	Nov. 2, 2019 (5-2)	One goal, three times
Biggest Colorado Win:	Two goals, three times	Mar. 9, 2019 (2-0)	Two goals, two times

ALL-TIME SERIES SUMMARY

SEASON	SERIES RESULTS	GF	GA	SF	SA	POWER PLAY	PENALTY KILLING
2015-16	1-1-0-0 (1-0-0-0 in SD)	8 (4.0)	9 (4.5)	65 (32.5)	74 (37)	4-10 (40.0)	7-12 (58.3)
2016-17	Did not play						
2017-18	Did not play						
2018-19	Did not play						
2019-20	1-1-1-1 (0-1-0-1 in SD)	11 (2.8)	12 (3.0)	108 (27.0)	151 (37.8)	1-18 (5.6)	15-21 (71.4)
Totals	2-2-1-1 (1-1-0-1 in SD)	19 (3.2)	21 (3.5)	173 (28.8)	225 (37.5)	5-28 (17.9)	22-33 (66.7)

ALL-TIME SERIES FACTS

	OVERALL	@ SAN DIEGO	@ GRAND RAPIDS
All-Time Series:	2-2-1-1	1-0-0-0	0-1-0-0
Current Streak:	One San Diego win	Two Grand Rapids win	One Grand Rapids win
Last Win by San Diego:	Jan. 25, 2020 (3-1)	Oct. 10, 2015 (4-2)	N/A
Last Win by Grand Rapids:	Jan. 24, 2020 (3-4 OT)	Dec. 17, 2019 (3-2 SO)	Nov. 20, 2015 (7-4)
Last 10 games:	2-2-1-1	1-0-0-1	0-1-0-0
Overtime Record:	0-0-1-1	0-0-0-1	N/A
Longest Winning Streak:	N/A	N/A	N/A
Longest Losing Streak:	Four games	Two games	Two games
	Nov. 20, 2015-Jan. 24, 2020	Dec. 11-Dec. 17, 2019	Nov. 20, 2015-Jan. 24, 2020
Last Shutout by San Diego:	N/A	N/A	N/A
Last Shutout by Grand Rapids:	N/A	N/A	N/A
Biggest San Diego Win:	Two wins by two goals	Oct. 10, 2015 (4-2)	Jan. 25, 2020 (3-1)
Biggest Grand Rapids Win:	Nov. 20, 2015 (7-4)	Two games by one goal	Nov. 20, 2015 (7-4)



AHL

AHL



IOWA WILD

MILWAUKEE ADMIRALS

MANITOBA MOOSE

ONTARIO REIGN

ALL-TIME SERIES SUMMARY

SEASON	SERIES RESULTS	GF	GA	SF	SA	POWER PLAY	PENALTY KILLING
2015-16	Did not play						
2016-17	2-0-0-0 (1-0-0-0 in SD)	8 (4.0)	2 (1.0)	71 (35.5)	44 (22.0)	3-7 (42.9)	4-4 (100.0)
2017-18	2-0-0-0 (1-0-0-0 in SD)	9 (4.5)	4 (2.0)	63 (31.5)	54 (27.0)	0-4 (0.0)	2-3 (66.7)
2018-19	1-0-1-0 (1-0-0-0 in SD)	6 (3.0)	4 (2.0)	64 (32.0)	51 (25.5)	2-10 (20.0)	8-8 (100.0)
2019-20	2-2-0-0 (1-1-0-0 in SD)	11 (2.8)	11 (2.8)	134 (33.5)	130 (32.5)	4-18 (22.2)	11-12 (91.7)
Totals	7-2-1-0 (4-1-0-0 in SD)	34 (3.4)	21 (2.1)	332 (33.2)	279 (27.9)	9-39 (23.1)	25-27 (92.6)

ALL-TIME SERIES FACTS

	OVERALL	@ SAN DIEGO	@ IOWA
All-Time Series:	7-2-1-0	4-1-0-0	3-1-1-0
Current Streak:	One San Diego win	One San Diego win	One San Diego win
Last Win by San Diego:	Feb. 15, 2020 (5-2)	Jan. 10, 2020 (4-3 OT)	Feb. 15, 2020 (5-2)
Last Win by Iowa:	Feb. 14, 2020 (3-0)	Jan. 8, 2020 (3-2)	Feb. 14, 2020 (3-0)
Last 10 games:	7-2-1-0	4-1-0-0	3-1-1-0
Overtime Record:	2-0-1-0	1-0-0-0	1-0-1-0
Longest Winning Streak:	Four games	Three games	Two games
	Jan. 16, 2017-Feb. 6, 2018	Feb. 14, 2017-Feb. 2, 2019	Jan. 16, 2017-Dec. 9, 2017
Longest Losing Streak:	N/A	N/A	Two games
			Jan. 14, 2019-Feb. 14, 2020
Last Shutout by San Diego:	N/A	N/A	N/A
Last Shutout by Iowa:	Feb. 14, 2020 (3-0)	N/A	Feb. 14, 2020 (3-0)
Biggest San Diego Win:	Two wins by four goals	Two wins by four goals	Jan. 16, 2017 (3-1)
Biggest Iowa Win:	Feb. 14, 2020 (3-0)	Jan. 8, 2020 (3-2)	Feb. 14, 2020 (3-0)

ALL-TIME SERIES SUMMARY

SEASON	SERIES RESULTS	GF	GA	SF	SA	POWER PLAY	PENALTY KILLING
2015-16	Did not play						
2016-17	2-1-1-0 (2-0-0-0 in SD)	15 (3.8)	13 (3.3)	141 (35.3)	122 (30.5)	4-18 (22.2)	14-16 (87.5)
2017-18	Did not play						
2018-19	2-1-1-0 (1-1-0-0 in SD)	10 (2.5)	11 (2.8)	142 (35.5)	106 (26.5)	1-19 (5.3)	15-18 (83.3)
2019-20	Did not play						
Totals	4-2-2-0 (3-1-0-0 in SD)	25 (3.1)	24 (3.0)	283 (35.4)	228 (28.5)	5-37 (13.5)	29-34 (85.3)

ALL-TIME SERIES FACTS

	OVERALL	@ SAN DIEGO	@ MANITOBA
All-Time Series:	4-2-2-0	3-1-0-0	1-1-2-0
Current Streak:	One Manitoba win	One San Diego win	One Manitoba win
Last Win by San Diego:	Mar. 17, 2019 (4-1)	Nov. 30, 2018 (2-1)	Mar. 17, 2019 (4-1)
Last Win by Manitoba:	Mar. 19, 2019 (4-3)	Nov. 28, 2018 (5-1)	Mar. 19, 2019 (4-3)
Last 10 games:	4-2-2-0	3-1-0-0	1-1-2-0
Overtime Record:	0-0-2-0	N/A	0-0-2-0
Longest Winning Streak:	Two games, two times	Two games	N/A
	last: Nov. 30, 2018-Mar. 17, 2019	Nov. 11-12, 2016	N/A
Longest Losing Streak:	Two games	N/A	Two games
	Oct. 28-29, 2016	N/A	Oct. 28-29, 2016
Last Shutout by San Diego:	N/A	N/A	N/A
Last Shutout by Manitoba:	N/A	N/A	N/A
Biggest San Diego Win:	Two wins by three goals	Nov. 12, 2016 (6-3)	Mar. 17, 2019 (4-1)
Biggest Manitoba Win:	Nov. 28, 2018 (5-1)	Nov. 28, 2018 (5-1)	Oct. 29, 2016 (5-4)

ALL-TIME SERIES SUMMARY

SEASON	SERIES RESULTS	GF	GA	SF	SA	POWER PLAY	PENALTY KILLING
2015-16	1-1-0-0 (1-0-0-0 in SD)	5 (2.5)	4 (2.0)	54 (27.0)	68 (34.0)	1-7 (14.3)	4-5 (80.0)
2016-17	Did not play						
2017-18	2-0-0-0 (1-0-0-0 in SD)	7 (3.5)	2 (1.0)	60 (30.0)	71 (35.5)	1-8 (12.5)	4-6 (66.7)
2018-19	2-0-0-0 (1-0-0-0 in SD)	9 (4.5)	4 (2.0)	51 (25.5)	57 (28.5)	1-10 (10.0)	8-9 (88.9)
2019-20	Did not play						
Totals	5-1-0-0 (3-0-0-0 in SD)	21 (4.2)	10 (2.0)	165 (33.0)	196 (39.2)	3-25 (12.0)	16-20 (80.0)

ALL-TIME SERIES FACTS

	OVERALL	@ SAN DIEGO	@ MILWAUKEE
All-Time Series:	5-1-0-0	3-0-0-0	2-1-0-0
Current Streak:	Five San Diego wins	Three San Diego wins	Two San Diego wins
Last Win by San Diego:	Jan. 12, 2019 (5-2)	Oct. 19, 2018 (4-2)	Jan. 12, 2019 (5-2)
Last Win by Milwaukee:	Nov. 21, 2015 (3-1)	N/A	Nov. 21, 2015 (3-1)
Last 10 games:	5-1-0-0	3-0-0-0	2-1-0-0
Overtime Record:	N/A	N/A	N/A
Longest Winning Streak:	Five games	Three games	Two games
	Feb. 6, 2016-present	Feb. 6, 2016-present	Dec. 5, 2017-present
Longest Losing Streak:	N/A	N/A	N/A
Last Shutout by San Diego:	Mar. 16, 2018 (2-0)	Mar. 16, 2018 (2-0)	N/A
Last Shutout by Milwaukee:	N/A	N/A	N/A
Biggest San Diego win:	Three goals, three times	Feb. 6, 2016 (4-1)	Three goals, two times
Biggest Milwaukee win:	Nov. 21, 2015 (3-1)	N/A	Nov. 21, 2015 (3-1)

ALL-TIME SERIES SUMMARY

SEASON	SERIES RESULTS	GF	GA	SF	SA	POWER PLAY	PENALTY KILLING
2015-16	8-4-0-0 (4-2-0-0 in SD)	29 (2.4)	27 (2.3)	326 (27.2)	350 (29.2)	5-54 (9.3)	54-61 (88.5)
2016-17	6-4-1-1 (2-3-1-0 in SD)	29 (2.4)	30 (2.5)	354 (29.5)	339 (28.3)	4-45 (8.9)	42-53 (79.2)
2017-18	7-5-0-0 (4-2-0-0 in SD)	33 (2.8)	35 (2.9)	343 (28.6)	460 (38.3)	11-54 (20.4)	51-59 (86.4)
2018-19	8-3-0-1 (4-2-0-0 in SD)	56 (4.7)	41 (3.4)	445 (37.1)	352 (29.3)	12-63 (19.0)	34-43 (79.1)
2019-20	4-3-2-0 (2-1-2-0 in SD)	34 (3.8)	24 (2.7)	315 (35.0)	298 (33.1)	10-52 (19.2)	35-40 (87.5)
Totals	33-19-3-2 (16-10-3-0 in SD)	181 (3.2)	157 (2.8)	1783 (31.3)	1799 (31.6)	42-268 (15.7)	216-256 (84.4)

ALL-TIME SERIES FACTS

	OVERALL	@ SAN DIEGO	@ ONTARIO
All-Time Series:	33-19-3-2	16-10-2-0	15-8-0-2
Current Streak:	One Ontario win	One Ontario win	One San Diego win
Last Win by San Diego:	Jan. 11, 2020 (6-1)	Jan. 11, 2020 (6-1)	Dec. 27, 2019 (6-1)
Last Win by Ontario:	Feb. 1, 2020 (5-4 OT)	Feb. 1, 2020 (5-4 OT)	Nov. 29, 2019 (2-1)
Last 10 games:	5-3-2-0	6-2-2-0	6-3-0-1
Overtime Record:	9-0-3-2	3-0-3-0	6-0-0-2
Longest Winning Streak:	Four games, two times	Four games	Four games
	Last: Dec. 1, 2017-Feb. 17, 2018	Dec. 22, 2017-Apr. 7, 2018	Apr. 14-Dec. 23, 2017
Longest Losing Streak:	Three games	Three games	Three games
	Dec. 13, 2016-Jan. 22, 2017	Oct. 15-Dec. 27, 2016	Feb. 18-Apr. 6, 2018
Last Shutout by San Diego:	Feb. 4, 2017 (2-0)	Feb. 4, 2017 (2-0)	N/A
Last Shutout by Ontario:	Mar. 9, 2018 (3-0)	Nov. 3, 2017 (1-0)	Mar. 9, 2018 (3-0)
Biggest San Diego win:	Five goals, four times	Five goals, three times	Dec. 27, 2019 (6-1)
Biggest Ontario win:	Jan. 15, 2016 (5-0)	Four goals, two times	Jan. 15, 2016 (5-0))

ALL-TIME SERIES SUMMARY							
SEASON	SERIES RESULTS	GF	GA	SF	SA	POWER PLAY	PENALTY KILLING
2015-16	Did not play						
2016-17	2-0-0-0 (1-0-0-0 in SD)	6 (3.0)	4 (2.0)	64 (32.0)	66 (33.0)	0-6 (0.0)	8-10 (80.0)
2017-18	Did not play						
2018-19	Did not play						
2019-20	Did not play						
Totals	2-0-0-0 (1-0-0-0 in SD)	6 (3.0)	4 (2.0)	64 (32.0)	66 (33.0)	0-6 (0.0)	8-10 (80.0)

ALL-TIME SERIES FACTS			
	OVERALL	@ SAN DIEGO	@ ROCKFORD
All-Time Series:	2-0-0-0	1-0-0-0	1-0-0-0
Current Streak:	Two San Diego wins	One San Diego win	One San Diego win
Last Win by San Diego:	Feb. 25, 2017 (3-2)	Feb. 25, 2017 (3-2)	Jan. 13, 2017 (3-2 OT)
Last Win by Rockford:	N/A	N/A	N/A
Last 10 games:	2-0-0-0	1-0-0-0	1-0-0-0
Overtime Record:	1-0-0-0	N/A	1-0-0-0
Longest Winning Streak:	Two games	N/A	N/A
	Jan. 13, 2017-present	N/A	N/A
Longest Losing Streak:	N/A	N/A	N/A
Last Shutout by San Diego:	N/A	N/A	N/A
Last Shutout by Rockford:	N/A	N/A	N/A
Biggest San Diego win:	One goal, two times	Feb. 25, 2017 (3-2)	Jan. 13, 2017 (3-2 OT)
Biggest Rockford win:	N/A	N/A	N/A

ALL-TIME SERIES SUMMARY							
SEASON	SERIES RESULTS	GF	GA	SF	SA	POWER PLAY	PENALTY KILLING
2015-16	6-0-0-0 (3-0-0-0 in SD)	23 (3.8)	10 (1.7)	197 (32.8)	196 (32.7)	6-22 (27.3)	19-21 (90.0)
2016-17	3-1-0-0 (1-1-0-0 in SD)	13 (3.3)	11 (2.8)	135 (33.8)	110 (27.5)	4-16 (25.0)	9-13 (69.2)
2017-18	3-1-0-0 (2-0-0-0 in SD)	11 (2.8)	6 (1.5)	91 (22.8)	121 (30.3)	4-19 (21.1)	19-21 (90.5)
2018-19	1-1-0-0 (1-0-0-0 in SD)	5 (2.5)	8 (4.0)	47 (23.5)	50 (25.0)	0-7 (0.0)	3-6 (50.0)
2019-20	Did not play						
Totals	13-3-0-0 (7-1-0-0 in SD)	52 (3.3)	35 (2.2)	470 (29.4)	477 (29.8)	14-64 (21.9)	51-62 (82.3)

ALL-TIME SERIES FACTS			
	OVERALL	@ SAN DIEGO	@ SAN ANTONIO
All-Time Series:	13-3-0-0	7-1-0-0	6-2-0-0
Current Streak:	One San Diego win	Four San Diego wins	Two San Antonio wins
Last Win by San Diego:	Feb. 23, 2019 (5-4)	Feb. 23, 2019 (5-4)	Oct. 28, 2017 (5-3)
Last Win by San Antonio:	Jan. 25, 2019 (4-0)	Jan. 6, 2017 (5-4)	Jan. 25, 2019 (4-0)
Last 10 games:	7-3-0-0	7-1-0-0	6-2-0-0
Overtime Record:	3-0-0-0	1-0-0-0	2-0-0-0
Longest Winning Streak:	Six games	Four games	Six games
	Nov. 5, 2015-Mar. 16, 2016	Jan. 7, 2017-present	Jan. 1, 2016-Oct. 28, 2017
Longest Losing Streak:	N/A	N/A	N/A
	N/A	N/A	N/A
Last Shutout by San Diego:	Feb. 27, 2018 (3-0)	Feb. 27, 2018 (3-0)	N/A
Last Shutout by San Antonio:	Jan. 25, 2019 (4-0)	N/A	Jan. 25, 2019 (4-0)
Biggest San Diego win:	Four goals, two times	Four goals, two times	Two wins by two goals
Biggest San Antonio win:	Jan. 25, 2019 (4-0)	Jan. 6, 2017 (5-4)	Jan. 25, 2019 (4-0)

ALL-TIME SERIES SUMMARY							
SEASON	SERIES RESULTS	GF	GA	SF	SA	POWER PLAY	PENALTY KILLING
2015-16	8-2-1-1 (3-1-1-1 SD)	37 (3.0)	25 (2.0)	358 (29.8)	337 (28.1)	11-42 (26.2)	38-44 (86.4)
2016-17	5-4-1-0 (5-0-0-0 in SD)	28 (2.8)	25 (2.5)	296 (29.6)	323 (32.3)	8-37 (21.6)	20-23 (87.0)
2017-18	4-4-0-0 (2-2-0-0 in SD)	21 (2.6)	19 (2.4)	218 (27.3)	318 (39.8)	7-28 (25.0)	30-33 (90.9)
2018-19	6-4-0-0 (3-2-0-0 in SD)	41 (4.1)	31 (3.1)	301 (30.1)	319 (31.9)	8-35 (22.9)	35-44 (77.5)
2019-20	7-2-2-0 (3-1-1-0 in SD)	41 (3.7)	32 (2.9)	337 (30.6)	391 (35.5)	7-37 (18.9)	34-40 (85.0)
Totals	30-16-4-1 (16-6-2-1 in SD)	168 (3.3)	132 (2.6)	1510 (29.6)	1688 (33.1)	41-179 (22.9)	157-184 (85.3)

ALL-TIME SERIES FACTS			
	OVERALL	@ SAN DIEGO	@ SAN JOSE
All-Time Series:	30-16-4-1	16-6-2-1	14-10-2-0
Current Streak:	One San Diego win	Two San Diego wins	One San Diego win
Last Win by San Diego:	Mar. 7, 2020 (3-2 OT)	Feb. 22, 2020 (6-3)	Mar. 7, 2020 (3-2 OT)
Last Win by San Jose:	Mar. 6, 2020 (3-2 OT)	Dec. 20, 2019 (4-2)	Mar. 6, 2020 (3-2 OT)
Last 10 games:	7-1-2-0	6-3-1-0	7-2-1-0
Overtime Record:	8-0-4-1	4-0-2-1	4-0-2-0
Longest Winning Streak:	Five games	Nine games	Four games
	Dec. 15, 2018-Feb. 16, 2019	Dec. 18, 2015-Jan. 6, 2018	Oct. 21-Dec. 12, 2015
Longest Losing Streak:	Two games, eight times	Two games, four times	Four games
	Last: Nov. 27-Dec. 20, 2019	Last: Nov. 27-Dec. 20, 2019	Dec. 10, 2016-Nov. 26, 2017
Last Shutout by San Diego:	Jan. 5, 2018 (5-0)	Jan. 5, 2018 (5-0)	Dec. 12, 2015 (5-0)
Last Shutout by San Jose:	Apr. 4, 2018 (4-0)	N/A	Apr. 4, 2018 (4-0)
Biggest San Diego win:	Nov. 13, 2019 (9-3)	Nov. 13, 2019 (9-3)	Five goals, two times
Biggest San Jose win:	Four goals, two times	Dec. 20, 2019 (4-2)	Four goals, two times

ALL-TIME SERIES SUMMARY							
SEASON	SERIES RESULTS	GF	GA	SF	SA	POWER PLAY	PENALTY KILLING
2015-16	6-2-3-1 (4-0-2-0 in SD)	37 (3.1)	35 (2.9)	380 (31.7)	397 (33.1)	10-44 (22.7)	50-57 (87.7)
2016-17	3-7-0-0 (2-3-0-0 in SD)	27 (2.7)	44 (4.4)	343 (34.3)	313 (31.3)	7-49 (14.3)	35-45 (77.8)
2017-18	3-4-0-1 (3-1-0-0 in SD)	27 (3.4)	32 (4.0)	242 (30.3)	274 (34.3)	12-45 (26.7)	28-35 (80.0)
2018-19	3-4-0-1 (0-3-0-1 in SD)	33 (4.1)	32 (4.0)	274 (34.3)	268 (33.5)	9-32 (28.1)	28-33 (84.8)
2019-20	4-4-1-0 (2-2-0-0 in SD)	25 (2.8)	31 (3.4)	243 (27.0)	305 (33.9)	3-37 (8.1)	22-29 (75.9)
Totals	19-21-4-3 (11-9-2-1 in SD)	149 (3.2)	174 (3.7)	1482 (31.5)	1557 (33.1)	41-198 (19.8)	163-199 (81.9)

ALL-TIME SERIES FACTS			
	OVERALL	@ SAN DIEGO	@ STOCKTON
All-Time Series:	19-21-4-3	11-9-2-1	8-12-2-2
Current Streak:	Two San Diego wins	Two San Diego wins	One San Diego win
Last Win by San Diego:	Feb. 28, 2020 (4-2)	Feb. 19, 2020 (3-2)	Feb. 28, 2020 (4-2)
Last Win by Stockton:	Feb. 17, 2020 (3-2 OT)	Nov. 23, 2019 (4-1)	Feb. 17, 2020 (3-2 OT)
Last 10 games:	4-5-1-0	4-5-0-1	5-3-1-1
Overtime Record:	4-0-4-3	3-0-2-1	1-0-2-2
Longest Winning Streak:	Two games, four times	Four games	Two games, two times
	Last: Feb. 19, 2020-present	Oct. 30, 2015-Mar. 4, 2016	Last: Nov. 25, 2018-Jan. 9, 2019
Longest Losing Streak:	Six games	Six games	Six games
	Mar. 6-Nov. 23, 2019	Oct. 26, 2018-Nov. 23, 2019	Dec. 3, 2016-Mar. 4, 2018
Last Shutout by San Diego:	Mar. 2, 2019 (3-0)	N/A	Mar. 2, 2019 (3-0)
Last Shutout by Stockton:	Dec. 3, 2016 (4-0)	N/A	Dec. 3, 2016 (4-0)
Biggest San Diego win:	Apr. 9, 2016 (6-2)	Dec. 16, 2017 (4-1)	Apr. 9, 2016 (6-2)
Biggest Stockton win:	Nov. 4, 2016 (6-1)	Oct. 18, 2019 (5-1)	Nov. 4, 2016 (6-1)

ALL-TIME SERIES SUMMARY							
SEASON	SERIES RESULTS	GF	GA	SF	SA	POWER PLAY	PENALTY KILLING
2015-16	1-5-0-0 (0-3-0-0 in SD)	15 (2.5)	27 (4.5)	169 (28.2)	179 (29.8)	4-22 (18.2)	20-26 (76.9)
2016-17	4-0-0-0 (2-0-0-0 in SD)	18 (4.5)	7 (1.8)	118 (29.5)	116 (29.0)	6-18 (33.3)	14-16 (87.5)
2017-18	4-0-0-0 (2-0-0-0 in SD)	18 (4.5)	7 (1.8)	118 (29.5)	116 (29.0)	6-18 (33.3)	14-16 (87.5)
2018-19	2-0-0-0 (1-0-0-0 in SD)	6 (3.0)	2 (1.0)	64 (32.0)	52 (26.0)	0-6 (0.0)	6-7 (85.7)
2019-20	Did not play						
Totals	10-7-1-0 (4-5-0-0 in SD)	61 (3.8)	59 (3.7)	508 (31.8)	520 (32.5)	20-73 (27.4)	62-76 (81.6)

ALL-TIME SERIES FACTS			
	OVERALL	@ SAN DIEGO	@ TEXAS
All-Time Series:	10-7-1-0	4-5-0-0	6-2-1-0
Current Streak:	Four San Diego wins	One San Diego win	Three San Diego wins
Last Win by San Diego:	Jan. 26, 2019 (4-1)	Jan. 16, 2019 (2-1)	Jan. 26, 2019 (4-1)
Last Win by Texas:	Nov. 8, 2017 (6-2)	Nov. 8, 2017 (6-2)	Oct. 27, 2017 (5-4)
Last 10 games:	7-2-1-0	4-5-0-0	6-2-1-0
Overtime Record:	0-0-1-0	N/A	0-0-1-0
Longest Winning Streak:	Four games, twice	Two games	Three games
	Last: Dec. 30, 2017-present	Oct. 22, 2016-Feb. 24, 2017	Dec. 30, 2017-present
Longest Losing Streak:	Three games	Three games	N/A
	Nov. 25, 2015-Jan. 16, 2016	Nov. 25-Feb. 17, 2016	N/A
Last Shutout by San Diego:	Dec. 29, 2016 (4-0)	N/A	Dec. 29, 2016 (4-0)
Last Shutout by Texas:	N/A	N/A	N/A
Biggest San Diego win:	Four goals, three times	Four goals, two times	Dec. 29, 2016 (4-0)
Biggest Texas win:	Dec. 31, 2015 (6-1)	Nov. 8, 2017 (6-2)	Dec. 31, 2015 (6-1)

ALL-TIME SERIES SUMMARY							
SEASON	SERIES RESULTS	GF	GA	SF	SA	POWER PLAY	PENALTY KILLING
2016-17	10-1-0-1 (4-1-0-1 in SD)	52 (4.3)	24 (2.0)	408 (34.0)	334 (27.8)	12-50 (24.0)	39-49 (79.6)
2017-18	5-7-0-0 (3-3-0-0 in SD)	38 (3.2)	46 (3.8)	362 (30.2)	394 (32.8)	11-56 (19.6)	39-53 (73.6)
2018-19	2-4-2-0 (1-2-1-0 in SD)	26 (3.3)	33 (4.1)	234 (29.3)	288 (36.0)	8-24 (33.3)	26-33 (78.8)
2019-20	4-4-0-0 (3-1-0-0 in SD)	25 (3.1)	25 (3.1)	254 (31.8)	264 (33.0)	5-28 (17.9)	23-28 (82.1)
Totals	21-16-2-1 (11-7-1-1 in SD)	141 (3.5)	128 (3.2)	1258 (31.5)	1280 (32.0)	36-158 (22.8)	127-163 (77.9)

ALL-TIME SERIES FACTS			
	OVERALL	@ SAN DIEGO	@ TUCSON
All-Time Series:	21-16-2-1	11-7-1-1	10-9-1-0
Current Streak:	One San Diego win	One San Diego win	One San Diego win
Last Win by San Diego:	Mar. 11, 2020 (4-2)	Feb. 7, 2020 (5-3)	Mar. 11, 2020 (4-2)
Last Win by Tucson:	Mar. 10, 2020 (3-0)	Jan. 21, 2020 (3-1)	Mar. 10, 2020 (3-0)
Last 10 games:	5-4-1-0	5-4-1-0	2-7-1-0
Overtime Record:	1-0-2-1	1-0-1-1	0-0-1-0
Longest Winning Streak:	Eight games	Four games	Seven games
	Feb. 28-Nov. 18, 2017	Mar. 3-Nov. 18, 2017	Jan. 25-Oct. 7, 2017
Longest Losing Streak:	Eight games	Four games	Five games
	Apr. 11-Dec. 5, 2018	Apr. 11-Dec. 5, 2018	Apr. 13, 2018-Apr. 12, 2019
Last Shutout by San Diego:	Jan. 28, 2017 (3-0)	N/A	Jan. 28, 2017 (3-0)
Last Shutout by Tucson:	Mar. 10, 2020 (3-0)	Apr. 11, 2018 (4-0)	Mar. 10, 2020 (3-0)
Biggest San Diego win:	Jan. 25, 2017 (8-1)	Nov. 17, 2017 (8-3)	Jan. 25, 2017 (8-1)
Biggest Tucson win:	Nov. 22, 2017 (5-0)	Apr. 11, 2018 (4-0)	Nov. 22, 2017 (5-0)



STAY CONNECTED.

THEAHL.COM IS YOUR ONE-STOP SOURCE FOR ALL THE LATEST HIGHLIGHTS, NEWS, STATS AND LIVE UPDATES FOR ALL 31 TEAMS



WATCH

Don't miss a minute of the action with live game streaming at TheAHL.com/AHLTV



TALK

Join the conversation and get behind-the-scenes access via AHL social media @TheAHL



SHOP

Look like the pros with apparel and AHL memorabilia exclusively at AHLStore.com & AHLAuthentic.com

TheAHL.com



SANDIEGOGULLS.COM