

X X X X X
X X X X X
X X X X X

NOVEMBER 24, 2021

X X X X X
X X X X X

GAME DAY

VS SAN JOSE BARRACUDA



WEEKEND PREVIEW

X BIG BLUELINERS X

Nikolas Brouillard tallied 1-4=5 points in the two weekend contests with San Jose to extend his point to a career-high tying three games (1-5=6). The jack of all trades ranks tied for the team lead in assists (8) and sits second in points (10), while pacing the Gulls with a +6 rating after tying a career best +3 effort this past Friday.

To add to his recent scoring surge, Brouillard's three assist night last Friday matched the Gulls record for most helpers in a game by a defenseman (last: Chris Wideman, Feb. 15, 2020 @ IA).

Another defenseman who had a major showing of offense over the weekend was Jacob Larsson, who is now riding a three-game assist streak (0-3=3) and ranks second among Gulls blueliners with 0-5=5 points.

X HEART OF THE BARRACUDA X

The Barracuda are currently 5-6-0-1 this season and are boasting the AHL's second-best power play with a success rate of 25%.

The Barracuda man-advantage has been so consistent due to the efforts of Scott Reedy, who has four power-play goals this season to lead all rookies and 4-3=7 power play points to rank second among all first-years.

Reedy scored two of these goals against the Gulls last weekend in San Jose and is currently riding a three-game goal scoring streak.

Teammate Noah Gregor is on a scoring streak of his own that is currently at seven games (4-8=12) while Jayden Halbgewachs is on a three-game run of assists (1-4=5).

The San Diego gulls are set to take on the San Jose Barracuda for the third game in a row, but in their first home game against the club Wednesday, Nov. 24 at the Pechanga Arena San Diego (7 p.m. PT; TV: AHL TV; RADIO: Gulls Audio Network).

After besting the Barracuda by one goal on both on Friday, Nov. 19 (4-3) and Saturday, Nov. 20 (2-1), the Gulls are now 36-18-4-1 all-time versus the club and they hold a record of 18-7-2-1 at home.

This season, the Gulls are 5-6-1-0 and have earned points in seven of their last nine games (5-3-1-0). The Barracuda are in a similar position as they are also 5-6-1-0 this season, despite their two back-to-back losses to the Gulls.

X FISH FRY X

In what were two of the team's best starts of the season, the Gulls outscored the Barracuda by a total of 4-0 in the first period over the course of the two games last weekend.

Additionally, the Gulls kept one-goal leads in each game for an extensive amount of time, shutting out San Jose and locking down the games' final scores for 20:33 minutes in the first game and 37:08 in the second.

Gulls goalies Lukas Dostal and Olle Eriksson Ek played pivotal roles in this part of the Gulls' success. On Friday, Lukas Dostal made a season-high 29 saves to earn his second victory of the season. Eriksson Ek, after playing in Saturday's game, is 4-0-0-0 all-time against the Barracuda. The Swedish netminder is 2-0-1 in his last three starts and has posted a 1.61 goals-against average with a .944 save percentage over that time.

DINO'S GYROS

GREEK CAFÉ & TAVERNA

WE'RE FANS OF GULLS FANS!

Show us your San Diego Gulls ticket to receive a **FREE GYROS** pita sandwich with any \$5 min. purchase!

See restaurant for details.

CLAIREMONT TOWN SQUARE
4705-D CLAIREMONT DRIVE
SAN DIEGO 92117

DINOSGREEKCAFE.COM

SHARP

SHARP BUSINESS SYSTEMS

Let Sharp's Consultative
Approach to Technology
Advance your Business.

888.258.2802
sharp-sbs.com

- MFPs & Printers
- Interactive Displays
- Managed Print Services
- IT Services






SAN DIEGO GULLS

AS OF 11/24/2021



G #1

LUKAS DOSTAL
6'1" / 174 LBS



D #2

GREG PATERYN
6'2" / 222 LBS



D #3

BROGAN RAFFERTY
6'2" / 195 LBS



D #4

KODIE CURRAN
6'1" / 185 LBS



LW #7

BRAYDEN TRACEY
6'1" / 186 LBS



RW #10

BUDDY ROBINSON
6'6" / 225 LBS




RW #11

JACON PERREAULT
6'0" / 193 LBS



LW #12

ALEX LIMOGES
6'0" / 207 LBS



C #14

DANNY O'REGAN
5'9" / 176 LBS



RW #15

MORGAN ADAMS-MOISAN
6'2" / 216 LBS




RW #16

BRYCE KINDOPP
6'1" / 191 LBS




LW #17

GREG PRINTZ
6'2" / 223 LBS




RW #22

SEAN JOSLING
6'0" / 179 LBS



LW #28

MAXIM GOLOD
6'0" / 182 LBS



D #29

AXEL ANDERSSON
6'0" / 179 LBS



G #30

JEFF GLASS
6'3" / 213 LBS



G #31

OLLE ERICKSON EK
6'3" / 210 LBS



G #33

ROMAN DURNY
6'3" / 210 LBS



D #34

JACOB LARSSON
6'2" / 191 LBS




LW #36

HUNTER DREW
6'2" / 206 LBS



C #38

JACK BADINI
6'0" / 202 LBS



D #39

NIKOLAS BROUILLARD
5'11" / 168 LBS




D #42

NATHAN LAROSE
6'1" / 195 LBS



RW #43

VINCENT MARLEAU
6'2" / 197 LBS



D #44

TREVOR CARRICK
6'2" / 204 LBS



D #45

BRENDAN GUHLE
6'2" / 190 LBS



SAN DIEGO GULLS

ROSTER

NO.	NAME	POS.	HT.	WT.	DOB	BIRTHPLACE
1	LUKAS DOSTAL	G	6'1"	192	6/22/00	BRNO, CZECH REPUBLIC
2	GREG PATERYN	D	6'2"	212	7/5/95	STERLING HEIGHTS, MICHIGAN
3	BROGAN RAFFERTY	D	6'2"	200	5/28/95	DUNDEE, ILLINOIS
4	KODIE CURRAN	D	6'1"	185	12/18/89	CALGARY, ALBERTA
7	BRAYDEN TRACEY	LW	6'0"	186	5/28/01	CALGARY, ALBERTA
10	BUDDY ROBINSON	RW	6'6"	225	9/30/91	BELLMAWR, NEW JERSEY
11	JACOB PERREAULT	RW	6'0"	193	4/15/02	MONTREAL, QUEBEC
12	ALEX LIMOGES	LW	6'0"	207	9/16/97	WINCHESTER, VIRGINIA
14	DANNY O'REGAN	C	5'9"	179	1/30/94	BERLIN, GERMANY
15	MORGAN ADAMS-MOISAN	RW	6'2"	216	2/26/97	DRUMMONDVILLE, QUEBEC
16	BRYCE KINDOPP	RW	6'1"	191	6/14/99	LLOYDMINSTER, ALBERTA
17	GREG PRINTZ	LW	6'2"	223	5/4/98	FAIRFAX, VIRGINIA
22	SEAN JOSLING	RW	6'0"	179	3/22/99	TORONTO, ONTARIO
28	MAXIM GOLOD	LW	6'0"	182	8/18/00	CONCORD, ONTARIO
29	AXEL ANDERSSON	D	6'1"	192	2/10/00	JARNA, SWEDEN
30	JEFF GLASS	G	6'3"	206	11/19/85	CALGARY, ALBERTA
31	OLLE ERIKSSON EK	G	6'3"	210	6/22/99	KARLSTAD, SWEDEN
33	ROMAN DURNY	G	6'3"	210	5/28/98	LIPTOVSKY, SLOVAKIA
34	JACOB LARSSON	D	6'3"	202	4/29/97	LJUNGBY, SWEDEN
36	HUNTER DREW	RW	6'2"	205	10/21/98	KINGSTON, ONTARIO
38	JACK BADINI	C	6'0"	202	1/19/98	OLD GREENWICH, CONNECTICUT
39	NIKOLAS BROUILLARD	D	5'11"	168	2/7/95	SAINT-HYANCINthe, QUEBEC
42	NATHAN LAROSE	D	6'1"	195	9/24/01	MIRABEL, QUEBEC
43	VINCENT MARLEAU	RW	6'2"	197	7/5/95	CHATEAUGUAY, QUEBEC
44	TREVOR CARRICK	D	6'2"	204	7/4/94	STOUFFVILLE, ONTARIO
45	BRENDAN GUHLE	D	6'2"	190	7/29/97	EDMONTON, ALBERTA

X X X X X X
X X X X X X



SAN JOSE BARRACUDA

ROSTER

NO.	NAME	POS.	HT.	WT.	DOB	BIRTHPLACE
1	ALEXEI MELNICHUK	G	6'1"	190	6/29/98	ST. PETERSBURG, RUSSIA
6	RYAN MERKLEY	D	5'11"	175	8/14/00	OAKVILLE, ONTARIO
10	NICK MERLEY	RW	5'11"	192	5/23/97	CALGARY, ALBERTA
22	MARK ALT	D	6'4"	201	10/18/91	ST. PAUL, MINNESOTA
24	JAYCOB MEGNA	D	6'6"	220	12/10/92	PLANTATION, FLORIDA
25	ARTEMI KNAIEV	D	5'11"	180	1/4/01	KAZAN, RUSSIA
36	ZACHARY SAWCHENKO	G	6'1"	175	12/30/97	CALGARY, ALBERTA
43	JOHN LEONARD	LW	5'11"	185	8/7/98	AMHERST, MASSACHUSETTS
46	JOEL KELLMAN	C	5'11"	190	5/25/94	KARLSKRONA, SWEDEN
50	BRINSON PASICHNUK	D	6'0"	185	11/24/97	BONNYVILLE, ALBERTA
53	NICOLAS MELOCHE	D	6'3"	205	7/18/97	LASALLE, QUEBEC
55	SASHA CHMELEVSKI	C	6'0"	185	6/9/99	HUNTINGTON BEACH, CALIFORNIA
57	ADAM RASKA	RW	5'10"	185	9/25/01	FRYDEK-MISTEK, CZECH REPUBLIC
58	DILLON HAMALIUK	LW	6'3"	200	10/30/00	LEDUC, ALBERTA
59	NICK CICEK	D	6'3"	200	5/29/00	WINNIPEG, MANITOBA
60	ZACHARY GALLANT	C	6'2"	200	3/6/99	LONDON, ONTARIO
63	JEFFREY VIEL	LW	6'0"	195	1/28/97	RIMOUSKI, QUEBEC
64	JAKE MCGREW	RW	5'11"	187	2/25/99	ORANGE, CALIFORNIA
67	TIMUR IBRAGIMOV	LW	6'0"	182	10/12/00	ST. PETERSBURG, RUSSIA
74	KYLE TOPPING	C	5'11"	185	11/18/99	DUNCAN, BRITISH COLUMBIA
78	EVAN WEINGER	RW	6'1"	195	4/18/97	LOS ANGELES, CALIFORNIA
80	STEENN PASUCHNUK	RW	6'4"	190	5/4/95	BONNYVILLE, ALBERTA
81	KRYSTOF HRABIK	LW	6'4"	220	9/24/99	PRAGUE, CZECH REPUBLIC
86	JOACHIM Blichfeld	RW	6'2"	190	7/17/98	FREDERIKSHAVN, DENMARK
89	JAYDEN HALBGEWACHS	LW	5'9"	165	3/22/97	EMERALD PARK, SASKATCHEWAN



HOME SWEET HOME

BY ANDY ZILCH

When the San Diego Gulls first arrived on the scene in the American Hockey League in 2015, there was no doubt the fan support would be tremendous. San Diego minor league hockey has a rich history dating back to 1966.

Throughout the years, the city has also seen the Gulls compete in the International Hockey League, West Coast Hockey League, and the ECHL. The Gulls are currently housed in the most prestigious minor league level in professional hockey, the AHL. Through all these years, no matter the league, the Gulls have always called the Pechanga Arena home.

This has built a foundation of fans who have passed through several generations. The history of Gulls hockey runs so deeply that grandparents are still recalling memories shared from the “early years” as the current Gulls take to the ice. The AHL brought a new wave of younger fans to the building as it was introduced by their parents who have ingrained memories from their

childhood. This could be recollections of the WCHL era where the team won three straight championships and five championships over a span of eight years. The success of the Gulls at every level cannot be overlooked.

From 1990 to 2006, the Gulls had a string of consecutive professional hockey in San Diego starting with IHL play. In 1995, the WCHL was the home which was absorbed by the ECHL in 2003. At the end of the 2005-06 season, the ECHL team folded and left America's Finest City without professional hockey for nine years. If you ask any hockey fan in the city, it was a wait that was much too long. As a group, they would do whatever it takes to ensure that wouldn't happen again.

Since the team's entrance into the AHL, San Diego fans have entered through the doors of the Pechanga Arena in droves, proving their dedication and the lineage of hockey fandom. In the inaugural 2015-16 season, the average attendance for each game was 8,675. That number finished second highest in the league catching

attention across the nation that San Diego was, indeed, ready to support hockey once again.

The average attendance increased to 8,876 in 2016-17, but moved to third most in the league. The fans continued their rousing support and the hockey buzz excited the community. Gulls fans claimed the highest average attendance in 2017-18 with an average of 9,305 per game. An encore accomplishment occurred in 2018-19 with a 9,021 average per game. San Diego's fanbase claimed number one in two consecutive seasons and looked to build ground heading into the 2019-2020 season.

As we are all aware, that season was cut short due to the COVID-19 pandemic. Following a stretch of 11 home games in 38 days between January and early February, the average attendance stood at 7,582. The Gulls embarked on a lengthy road trip while the city prepared to welcome the team back in mid-March with several marquee promotional nights and vital games to decide a potential championship run.

The season was put on hold on March 12th as the team returned from Tucson following a critical 4-2 victory against the Roadrunners who held the best record in the division. A welcome-back home game on March 13th featuring \$2 Bud Light Night and a March 21st home game with a potential sell-out crowd showcasing Marvel Night was left waiting in the shadows, never able to elevate the Gulls average attendance.

After several lengthy months of waiting for Gulls hockey, Gulls fans saw their sport

return in February of 2021. However, due to newly issued COVID-19 protocols, it was deemed best that the season be played in empty facilities. In addition, the Gulls would call Five Point Arena in Irvine their temporary home in an effort to stay as secluded as possible.

As we enter October, just eight months after last season began in an empty building, the Gulls have come back to San Diego. More importantly, the team will play at the Pechanga Arena, its rightful home, with the luxury of fans in attendance. The Gulls are proudly parading a strong promotional schedule to reignite fans' interest and strengthen an already stable fanbase foundation. Of the promotions, fans anxiously await the return of Military Appreciation Night, Pink in the Rink, Hockey is for Everyone, Star Wars Night, Hockey Fights Cancer, and the aforementioned Marvel Night. New to the fold this season is Hero's Night, Casino Night, Community Night and the highly anticipated third jersey debut paired with a bobblehead giveaway.

The last Gulls home game played was on Feb. 22, 2020, which means 608 days have passed since the team has played in front of a live audience at the Pechanga Arena, which was much too long of a wait America's Finest Fans. The attendance average will be calculated at the conclusion of the season, but one fact will be certain – the Pechanga Arena will be loud with the roars of dedicated fans who have dearly missed their hometown team and a sport they have come to love. To those of all ages – **WELCOMEBACKTOYOUR HOCKEY HOME!**

